University of Nevada
Agricultural Extension Division

CECIL W. CREEL, Director

ANNUAL REPORT

—OF—

COOPERATIVE EXTENSION WORK

—FOR—

1925

ADMINISTRATION

AC 0089/2/9

UNIVERSITY OF NEVADA

AGRICULTURAL EXTENSION DIVISION,

UNITED STATES DEPARTMENT OF AGRICULTURE, COOPERATING

ANNUAL REPORT OF COOPERATIVE EXTENSION WORK

IN AGRICULTURE AND HOME ECONOMICS

STATE OF NEVADA

FISCAL YEAR 1924 - 1925

by

CECIL W. CREEL

DIRECTOR OF AGRICULTURAL EXTENSION

A N N U A L R E P O R T

COOPERATIVE EXTENSION WORK IN AGRICULTURE AND HOME ECONOMICS

STATE OF NEVADA

FISCAL YEAR 1924-1925

-----0-----

A D M I N I S T R A T I O N

The results of cooperative extension work in Nevada during the year just closed have been the most satisfactory of any twelve-month period since this work was inaugurated by the Agricultural Extension Division of the University in 1914. Several reasons exist for the better showing made over previous years. First and foremost, a program, based on specific projects, was developed for the state at the annual conference in January, 1925. In connection with this program, written projects were prepared covering the work in crops, dairying, range livestock, poultry, home improvement and nutrition. These projects specified just what was to be done, how it was to be done, and who was to do it. The extension agents returned to their counties or districts with a definite job in mind and a specific goal to reach before the close of the year. As a first step in the carrying out of this program, the agents were called upon to appoint leaders and demonstrators from among the farmers, stockmen, housewives, and boys and girls of the state. The extent to which these cooperators responded, made possible the higher percentage of goals reached and exceeded over previous years. Other factors contributing to the satisfactory completion of the program were favorable range conditions, ample water for the irrigation of cultivated crops and pastures, and better prices for both crops and livestock.

Administration and Supervision

Administration and supervision of cooperative extension work in Nevada is in charge of a director and two assistant directors with headquarters at the University of Nevada, Reno. One assistant director has supervision

of extension activities relating to agricultural projects, while the other has charge of the work in home economics. In addition to their supervisory duties, the assistant directors devote some time to administrative work. Either may be called upon to temporarily assume administrative charge in the absence of the director from the state office.

Changes in Extension Organization

The principal change in extension organization during the year involved the withdrawal of the extension agent from Churchill County in May, 1925. This agent was transferred to Pershing County due to the failure of the Churchill Board of County Commissioners to provide for the financial support of extension work. Shortly after this agent's withdrawal, an agreement was entered into between the State Extension Service and the Extension Service of the U. S. Department of Agriculture, whereby the Federal Agriculturist on the Newlands Reclamation Project became the joint representative of the two services in Churchill County. Under the agreement entered into, the U. S. Department of Agriculture continues to pay the entire salary of the Agriculturist, the State Extension Service, after January 1, 1926, paying all of his expenses from funds raised thru state and county sources.

Changes in Relationships

No changes in relationship have occurred during the year. In all counties of the state having county farm bureaus, the extension service carries on its work thru these organizations as provided for by the state law. Certain agricultural and livestock work of a state-wide nature has been conducted in cooperation with the Nevada State Farm Bureau and the Nevada Land and Livestock Association. Likewise, state-wide home economics projects have been conducted thru the cooperation of the women's section of the State Farm Bureau, and Nevada Federation of Women's Clubs. While not directly relating to project work, both members of the state staff and the extension agents in the field have during the past year made many con-

tacts with the several chambers of commerce and service clubs of the state.

Sources of Revenue

Revenue for the support of cooperative extension work in Nevada for the fiscal year ending June 30th, 1925 was derived from the following sources:

a. "Federal Smith-Lever" appropriations.

b. State appropriations made to the Public Service Division of the University of Nevada for Extension work, classed as "State Smith-Lever" and "College".

c. State appropriations made to County Farm Bureaus for extension work in Eastern Nevada, classed as "State".

d. Farm Bureau appropriations, raised by taxation, classed as "County".

e. Funds contributed by the Federal Office of Cooperative Extension Work for salaries of Cooperative employees, classed as "U. S. D. A.".

SUMMARY STATEMENT OF EXPENDITURES FOR EXTENSION WORK

BY ITEMS OF EXPENSE AND SOURCES OF FUNDS, 1924-1925.

	Total	Smith-Lever Federal-State		College & State*	County	U. S. Dept. Agri.
Personal Services - Salaries						
Director & Asst. Director	4333.34	4333.34				
State Supervising Agts.	7793.80	4135.00	1408.80	150.00		2100.00
State-wide subject-mat'r Agt.	1800.00	1800.00				
County Extension Agents	31234.50	1235.00		3260.00	17567.00	9172.50
Clerical and other non-scientific - College	5600.37	4223.00	745.00	632.37		
County	5678.00				5678.00	
Labor						
Daily and hourly	154.95	5.00		29.70	120.25	
Supplies and materials:						
Stationery & Office Sup'l	1926.72	241.06	336.19	137.37	1207.10	
Other	1011.83	76.83	55.38	120.96	758.66	
Communication Service:						
Telegraph & telephone	1472.94	179.65	261.24	28.53	1003.52	
Postage	234.44	46.25	61.04		127.15	
Travel expenses						
Director & Asst. Director	1498.17	[illegible]	1086.85	411.32		
State supervising agents	1536.20	[illegible]	1536.20			
State-wide subject-mat'r Agt	760.00		760.00			
County extension agents	16908.54	16.60		3573.33	13318.61	
Clerical & other non-scientific	2321.89			32.38	2289.51	
Transportation of things						
Freight	7.60	7.60				
Express	300.77	62.52	26.74	32.48	179.03	
Furnishing of heat, light power, water and electricity	108.60	1.15	2.30	15.40	89.75	
Equipment						
Furniture and fixtures	980.24	83.75	202.25	89.10	605.14	
Library	220.81	20.01	35.17	25.15	140.48	
Scientific	98.45	8.75			89.70	
Other equipment, vehicles, livestock, tools, machinery	602.62	54.60	13.95		534.07	
Miscellaneous						
Rent of buildings	1500.00				1500.00	
Not elsewhere classified	347.41			119.30	228.11	
TOTAL	88426.19	16530.11	6530.11	8557.39	45436.08	11272.50

* This includes "Other Funds" as given in the Financial Report of the Agricultural Extension Division, 1924-1925.

Important Additions to Offices and Equipment

The following comprises important additions to offices and equipment for the year:

1 typewriter desk

1 four-drawer filing cabinet.

1 office rug

2 electric fans.

Changes in Personnel to June 30, 1925

Appointments:

Claude R. Townsend, as District Extension Agent, Eureka and White Pine Counties, effective May 1, 1925.

William Barrows as Assistant Extension Agent, Elko County, effective May 1, 1925.

Paul L. Maloney, as Assistant Extension Agent, Washoe County, May 1, 1925.

Resignations:

Thomas R. King, as District Extension Agent, Eureka, and Lander and White Pine Counties, effective April 30, 1925.

Chester A. Brennen as County Extension Agent, Elko County, effective June 30, 1925.

Transfers:

Jos. W. Wilson, from District Extension Agent, Humboldt and Lander Counties to County Extension Agent, Elko County, effective June 30, 1925.

Paul L. Maloney, from Assistant Extension Agent, Washoe County, to District Extension Agent, Humboldt and Lander Counties, effective June 30, 1925.

Extension Staff, July 1, 1925

Administration:

Cecil W. Creel, Director.

Robert G. Foster, Assistant Director

Mary E. Stilwell, Assistant Director

Specialists:

Verner E. Scott, Dairying and Poultry

Cecil W. Creel, Entomology*

Robert G. Foster, Farm Economics*

Mary E. Stilwell, Nutrition*

Claude R. Townsend, Range Management*

County Extension Agents:

Jos. W. Wilson, Elko County.

Flora E. McElhinney, Elko County.

Edward C. Reed, Lyon County

Albert J. Reed, Pershing County.

Thomas E. Buckman, Washoe County.

Hazel Zimmerman, Washoe County

L. E. Cline, Churchill County**

District Extension Agents:

John H. Wittwer, Clark & Lincoln Counties.

Ellen LeNoir, Clark, Lincoln & White Pine Counties.

Claude R. Townsend, Eureka & White Pine Counties.

Paul L. Maloney, Humboldt & Lander Counties.

Lassie Lane, Eureka, Lander, Lyon & Pershing counties.

*Acting as part time specialist in addition to other duties.

** Agriculturist, U. S. D. A., acting as County Extension Agent.

Methods Used in Increasing the Efficiency of Extension Workers

Two extension conferences are held in Nevada during the year. At the annual conference in January, the program of work for the year is developed, projects written, and training given in methods. A summer conference is held at the time of the Boys' and Girls' Club Camp, at which time intensive training in junior extension methods and leadership, is given. Representatives of the Office of Cooperative Extension Work, U. S. Department of Agriculture, and members of the extension staffs of neighboring states are in attendance at these conferences for the purpose of giving our agents instruction and training. As a follow-up to the group conferences, the director or assistant directors make frequent visits to the agents in the field, and there, based on first-hand information obtained in the county, give them instruction in the carrying out of their extension programs.

Extension Specialists

All specialist work in Nevada is now conducted thru the extension agents. Extension agents develop projects as a part of their regular program of work. These projects outline in detail the assistance which the specialist is expected to render. Only one specialist is regularly employed by the Extension Service, and he devotes but one-half of his time to extension work. Dairy and poultry work is handled by this specialist. The director, assistant directors and certain of the extension agents also devote a portion of their time to specialist work in entomology, farm crops, farm economics, nutrition and range management.

P U B L I C A T I O N S

Number and Character of Publications

Following is a list of extension publications issued between July 1, 1924 and June 30, 1925.

No.	Title & Author	Pages	Copies
47	Song Suggestions for Community & Club Meetings (Reprint) By Mary E. Stilwell, Assistant Director	14	2,000
55	Poultry Correspondence Course, Lesson V. By. V. E. Scott, Poultry Specialist	6	1,000
56	Sheep-Club Demonstration Team Outline By Robert G. Foster, Assistant Director	4	500
57	A Study of the 1924 Calf Crop In Nevada By Walter H. Hilts, Veterinary Inspector	10	2,000
58	The Hot Supplement to the School Lunch By Mary E. Stilwell, Assistant Director	23	1,000
	Program, Third Annual Junior Farm Bureau Camp	21	900

Plan for Securing, Reviewing and Editing Material

All publications issued during the past fiscal year wereedited by the director before being published. Because of the limited funds available, only such bulletins as were immediately needed to assist in carrying out certain important phases of the extension program were published.

Methods Used in Distribution

Distribution of the above mentioned bulletins has been largely made to interested persons in the state thru the county and district agents. One exception was made in the case of the bulletin entitled, "A Study of the 1925 Calf Crop in Nevada", which, in cooperation with the State Veterinary Control Service, was mailed to all Nevada ranchers producing beef cattle. Copies of all bulletins published during the year were sent to the U. S. Department of Agriculture and to Extension Services of other states.

SUMMARY REPORT OF WORK ACCOMPLISHED ON PROJECTS

The reports of Assistant Directors Foster and Stilwell and Dairy-Poultry Specialist Scott, summarizing accomplishments by projects, are submitted as a part of this general report. Mr. Foster's report includes all activities conducted by the extension agents along agricultural lines. Attention is particularly called to the work in crop improvement, livestock improvement, dairy and poultry development. The latter two projects and their increasing importance in the agricultural development of the state are also fully covered in the report of Professor Scott. In Miss Stilwell's report, attention is invited to the effective work carried on in nutrition and home improvement by the women extension agents. Thru the Keep Growing Demonstrations conducted with the children of school age in our rural districts, parents have been brot to realize the vital necessity of adding a greater supply of milk and vegetables to the Nevada ranch diet. The home improvement project has been developed by the Extension Service in the belief that activities along this line would serve to check the migratory instinct still present in our rural population. The habit of mind, which regards the ranch as but a temporary stopping place, is but a survivial of our old mining-camp days when everyone's ambition was "to make a stake", and move to the Pacific coast.

Boys' and girls' club work covered in Mr. Foster's report, has likewise had as one of its major objectives the development upon the part of Nevada's young folks of a real attachment for rural life. This work in junior extension continues to have the active and enthusiastic support of the entire extension staff, and consequently has enjoyed a most healthy growth during the past year.

GENERAL SUMMARY

Relations with Bureaus and Offices of The United States Department of Agriculture

The Agricultural Extension Service received valuable assistance from the following offices and bureaus of the Department during the past year:

Name	Nature of Service
Office of Cooperative Extension Work	Program and Methods
Office of Motion Pictures	Took motion pictures of range livestock work.
Office of Demonstrations on Reclamation Projects	Cooperated on crops, dairy and poultry projects on Newlands Reclamation Project.
Bureau of Biological Survey	Rodent and predatory animal control demonstrations.
Bureau of Entomology	Alfalfa weevil control demonstrations.
Bureau of Agricultural Economics	Beef cattle and egg grading demonstrations.
Forest Service	Assistance with range livestock extension program.

In as much as assistance in the control of rodents and predatory animals will be required from the Department for an indefinite period, it seemed best that the demonstration phases of this work should be covered by a memorandum of understanding between the Bureau of Biological Survey and the Nevada Extension Service. Such a memorandum was therefore prepared and became effective July 1, 1925.

General Conditions and Outlook for 1926

Owing to restricted funds, no expansion in the size of the extension staff is contemplated during the ensuing year. In the eleven counties

of the state that are organized under the Farm Bureau plan, work will be continued on the major agricultural projects of crops, dairying, range livestock and poultry. The work in these counties will be in charge of the eight men extension agents. Under the direction of the four women extension agents, the clothing, home improvement, and nutrition projects will be carried on in all the organized counties except Churchill and Humboldt, in which counties funds are not at present available for home demonstration work.

While, as previously stated, no expansion in the present extension staff is contemplated, there will be an increase in the number of counties receiving the bemefits of agricultural extension work. Certain important crops and range livestock projects will be inaugurated during 1926 in Douglas and Nye Counties. The county commissioners of these two counties have agreed to finance this work to the extent of paying the travelling expenses of visiting agents and specialists from the state office. It is the hope that the contacts thus made during the ensuing year will pave the way for future organized extension work in these two counties.

Agricultural

UNIVERSITY OF NEVADA

AGRICULTURAL EXTENSION DIVISION

CECIL W. CREEL

Director.

Annual Report of Agricultural Extension Work

(Project 2 A)

for

1925

by

Robert G. Foster

Assistant Director.

Statistical Report

Form No. 285
March 1, 1925

COOPERATIVE EXTENSION WORK IN AGRICULTURE AND HOME ECONOMICS

U. S. Department of Agriculture
and State Agricultural Colleges
Cooperating

Extension Service,
Office of Cooperative Extension Work.
Washington, D. C.

ANNUAL REPORT OF COUNTY EXTENSION WORKERS

This report form is to be used by county extension agents, such as county agricultural agent, home demonstration agent, club agent, and negro agent, reporting on their respective lines of work.

State N E V A D A *County* STATE OF NEVADA

Report of ROBERT G. FOSTER (Name) *County* ASSISTANT DIRECTOR (Title) *Agent.*

From NOVEMBER 1, 1924 *to* NOVEMBER 1 - - - - - - - - - - - , *1925.*

If agent has not been employed entire year, indicate exact period. Agents resigning during the year should make out this report before quitting the service.

READ DEFINITIONS, PAGES 3 AND 4

Approved:

Date ....
State or District Supervisor.

Date ....
State Extension Director.

S—5146

SUGGESTIONS RELATIVE TO THE PREPARATION OF THE COUNTY EXTENSION AGENT'S ANNUAL REPORT.

The annual report should be a review, analysis, interpretation, and presentation to the people of the county, the State, and the Nation of the sum total of the extension activities in each county for the year and the results obtained by the county extension agent assisted by the subject-matter specialists. The making of such a report is of great value to the county extension agent and the people of the county in showing the progress made during the year as a basis for future plans. It is of vital concern also to the State and Nation as a measure of rural progress and a basis for intelligent legislation and financial support.

Separate statistical and narrative reports are desired from each county extension agent in charge of a line of work, such as county agent, home demonstration agent, boys' and girls' club agent, and negro agent. Where an assistant agent has been employed a part or all of the year, a report on his or her work should be included with the report of the leader in charge of that line of work. Where an agent in charge of a line of work has quit the service during the year, the information contained in his or her report should be incorporated in the annual report of the agent on duty at the close of the report year, and the latter report so marked. Where two or more extension agents are employed in a county, each in charge of a line of work, care should be exercised to *avoid including the same data in the statistical report of more than one agent.*

At least four copies of the annual report should be made: One copy for the county officials, one copy for the agent's files, one copy for the State extension office, and one copy for the Extension Service, United States Department of Agriculture. *The report to the Washington office should be sent through the State extension office.*

Narrative Summary.

The narrative report should be a statement in orderly fashion and arranged under appropriate subheadings, of the work done, methods used, and results obtained under each project, as well as of the general work accomplished. Every statement should be clear-cut, concise, forceful, and, where possible, reenforced with ample data from the statistical summary. In the preparation of the part of the report relative to each project, the results reported in the statistical summary for the project should be analyzed, conclusions drawn, and recommendations made. The report may well be illustrated with photographs, maps, diagrams, blue prints, or copies of charts and other forms used in demonstration work. Full credit should be given to all cooperating agencies. The lines should be single-spaced, with double space between the paragraphs, and reasonably good margins left. The pages should be numbered in consecutive order.

The following outline is suggestive of how the narrative report may be clearly and systematically presented:

SUGGESTIVE OUTLINE OF ANNUAL NARRATIVE REPORT.

I. Cover and title page.
II. Table of contents.
III. Status of county extension organization.
  (1) Form of organization—changes and development.
  (2) Function of local people, committees, or project leaders in developing the program of work.
  (3) General policies, including relationships to other organizations.
IV. Program of work, goals established, methods employed, and results achieved.
  (1) Factors considered and methods used in determining program of work.
  (2) Project activities and results.
    (*a*) Soils
    (*b*) Farm crops
    (*c*) Horticulture / Home gardens / Beautification of home grounds
    (*d*) Forestry
    (including diseases and insects).
    (*e*) Rodents, predatory animals, and birds.
    (*f*) Animal husbandry
    (*g*) Dairy husbandry / Home dairy
    (*h*) Poultry husbandry / Home poultry
    (including diseases and insects).

SUGGESTIVE OUTLINE OF ANNUAL NARRATIVE REPORT—Continued.

IV. Program of work, etc.—Continued.
  (2) Project activities and results—Continued.
    (*i*) Rural engineering. / Rural engineering—home.
    (*j*) Agricultural economics, including farm management and marketing. / Home marketing.
    (*k*) Foods.
    (*l*) Nutrition.
    (*m*) Clothing.
    (*n*) Home management.
    (*o*) House furnishings.
    (*p*) Home health and sanitation.
    (*q*) Community activities.
    (*r*) Miscellaneous.
V. Outlook and recommendations, including suggestive program of work for next year.
VI. Summary of activities and accomplishments, preferably of one or two typewritten pages only, placed at the beginning or end of the narrative report.

Statistical Summary.

To supplement the narrative part of the report, and in order that comparable State and National summaries may be made, it is necessary to include a statistical summary of the work in each county. The following form has been prepared to insure uniformity of reporting. In addition to the questions asked under each subdivision of the report, space is provided to add further data if desired. The statistical summary will grow naturally out of the field and office records.

Definitions of Terms Used in this Report.

1. A program of work is a definitely outlined plan for extension work.
2. A project is a definite, systematic, organized plan for carrying out some phase of the extension program of work, providing for what is to be done, how much, when, where, how, and by whom.
3. Miscellaneous work includes work which has not yet become a regular part of the program of work—work other than project work.
4. A community, for the purposes of this report, may be any one of the several units into which the county is divided for purposes of conducting organized extension work.
5. A project leader or local leader is a person, selected because of his or her special interest and fitness, who functions as a leader in advancing some phase of the local program of extension work.
6. A demonstration is an example designed to show the practical application of an established fact. Demonstrations as contemplated in this report are of two kinds, method demonstrations and result demonstrations.
   A method demonstration is a demonstration given by an extension worker or other trained leader to a group for the purpose of showing them how to carry out a practice. Synonym: Lecture demonstration. Examples: Demonstrations of canning, mixing of spray materials, and culling of poultry.
   A result demonstration is a demonstration carried on by a farmer, farm woman, boy, or girl under the direction of the extension service, involving a substantial period of time, records of results, and comparisons. Examples: Child-feeding, corn-culture, and orchard-management demonstrations.
7. A demonstrator is a farmer, farm woman, boy, or girl who, under the direction of the extension service, conducts a result demonstration.
8. Members completing should include those who have satisfactorily finished the work outlined for the current year.
9. A demonstration meeting is a meeting held to give a method demonstration or to start, inspect, or further a result demonstration.
10. A training meeting is a meeting at which project leaders or local leaders are trained to carry on extension activities in their respective communities.
11. An office call or telephone call is a visit or call by a farmer or other person seeking agricultural or home economics information, as a result of which some definite assistance or information is given.
12. A farm visit is a call at a farm by the agent at which some definite information is given or concrete plan of work outlined, or some valuable information obtained from the farmer regarding his work, or the better practice prevailing in his neighborhood.
13. A home visit is a call at a home by the agent at which some definite information is given or concrete plan of work outlined, or some valuable information obtained from the farm woman regarding her work, or the better practice prevailing in her neighborhood.
14. Days in office should include time spent by the county agent in his office, at county agent conferences, and any other work directly related to office administration.
15. Days in field should include all days spent on official duty other than those spent in office.
16. Letters written should include all single letters on official business.

Definitions of Terms Used in this Report—Continued.

17. A FARMERS' INSTITUTE is one of a series of meetings of one to two days' duration, arranged by a central State farmers' institute agency, at which agricultural and home-economics problems are discussed, usually by outside speakers employed for the purpose.
18. AN EXTENSION OR MOVABLE SCHOOL is an itinerant school usually of two to six days' duration where practical but systematic instruction is given to persons not resident at the college. AN EXTENSION SHORT COURSE differs from an extension school in that it is usually held at the college or other educational institution and usually for a longer period of time, but not exceeding two weeks.
19. RECORDS consist of definite information filed in the county office that will enable the agent to verify the data on extension work included in this report.
20. FARM OR HOME PRACTICE ADOPTED is a new or improved practice adopted on a farm or in a home during the year as a result of extension teaching. Examples: Spraying of potatoes for disease, canning of fruits and vegetables, use of balanced rations, and hat making.

GENERAL ACTIVITIES.

Report only this year's extension activities and results that are supported by records.

If an assistant agent has been employed during the year, include his or her work with that of the agent.

1. List below the names, titles, and periods of service of the county extension agents whose work is included in this report. 1

(Name.)	(Title.)	(Months of service this year.)
ROBERT G. FOSTER	ASSISTANT DIRECTOR	TWELVE

2. Number of communities in county where extension work should be conducted 60 2
3. Number of above communities in which the extension program has been cooperatively worked out by extension agents and people concerned 43 3
4. Number of voluntary county, community, or local leaders actively engaged in forwarding the extension program with— 4
   - (a) Juniors 35
   - (b) Adults 158
5. Number of clubs carrying on extension work: 5
   - (a) Junior 32
   - (b) Adult 8
6. Membership in above clubs:
   - (a) Boys ..... 267 (c) Men 327
   - (b) Girls ..... 22 (d) Women 83
7. Number of club members completing: 7
   - (a) Boys ..... 141 (c) Men 327
   - (b) Girls ..... 13 (d) Women 83
8. Number of members in junior club work for four or more years: 8
   - (a) Boys 13
   - (b) Girls 4

General Activities—Continued.

9. Number of junior judging or demonstration teams trained 31 9
10. Number entering college this year who have been club members 2 10
11. Total number of farm visits [1] made in conducting extension work 4109 11
12. Number of different farms visited 1943 12
13. Total number of home [1] visits made in conducting extension work 85 13
14. Number of different homes visited 116 14
15. Number of calls [2] relating to extension work — (a) Office ..... 3750; (b) Telephone 1930 15
16. Number of days agent spent in office 698¼ 16
17. Number of days agent spent in field 1455¾ 17
18. Number of individual letters written 20851 18
19. Number of fairs at which extension exhibits were made — (a) Community ..... 2; (b) County 7 19
20. Training meetings [2] held for local leaders — (a) Number ..... 11; (b) Leaders in attendance 37 20
21. Method and result demonstration meetings [2] held (do not include meetings reported in number 20) — (a) Number ..... 428; (b) Attendance 5221 21
22. Farmers' institutes [2] held — (a) Number ..... 0; (b) Attendance 0 22
23. Extension schools [2] and short courses held — (a) Number ..... 2; (b) Attendance 600 23
24. Junior club encampments held: 24
    - (a) Number 1
    - (b) Attendance by club members — (1) Boys ..... 82; (2) Girls 5
    - (c) Total attendance 273
25. Other extension meetings attended and not previously reported — (a) Number ..... 552; (b) Attendance 11679 25
26. Number of meetings at which were shown — (a) Lantern slides ..... 8; (b) Motion pictures ..... 164; (c) Charts 8 26

[Use space below to include other important data.]

[1] Do not count the same visit as both a farm visit and a home visit.
[2] See definition on page 3.

PROGRAM SUMMARY

List below information on each project of the program of work for the year. If an assistant agent has been employed during the year, include his or her time with that of the agent. **This page should not be filled out until the questions on the following pages have been answered.**

Title of project.	Number of communities participating.[1] (a)	Number of local leaders assisting.[2] (b)	Days specialists helped. (c)	Days agent devoted to projects. (d)	
[Illustrative entry.] *Poultry*	*6*	*7*	*2*	*14*	
27. Soils (page 7)	13	2	30	59¼	27
28. Farm crops (pages 8, 9, 10, 11)	33	42	41	228	28
29. Horticulture (page 12)—home gardens (page 27); Beautification of home grounds (page 26)	19	7	2½	53¼	29
30. Forestry (page 13)	0	0	0	0	30
31. Rodents, predatory animals, and birds (page 13)	23	12	4	51½	31
32. Animal husbandry (pages 14, 15, columns *b, c, d, f*)	25	19	37	308½	32
33. Dairy husbandry (pages 14, 15, column *a*)—home dairy (page 29)	20	18	38½	145¼	33
34. Poultry husbandry (pages 14, 15, column *e*)—home poultry (page 28)	22	8	62½	185½	34
35. Rural engineering (page 16); Rural engineering—home (page 26)	20	20	9	145¾	35
36. Agricultural economics (pages 17, 18)—home marketing (page 30)	25	8	6	94¾	36
37. Foods (pages 19, 20)	0	0	0	0	37
38. Nutrition (page 21)	0	0	0	0	38
39. Clothing (page 22)	0	0	0	0	39
40. Home management (page 23)	0	0	0	0	40
41. House furnishings (page 24)	0	0	0	0	41
42. Home health and sanitation (page 25)	0	0	0	0	42
43. Community activities (pages 18, 31)	16	22	9	109¼	43
44. Miscellaneous (pages 18, 31)	20	23	88½	577	44
TOTAL	X X X	X X X			

[1] The individual entries in this column should not exceed entry for question 2, page 4.
[2] The individual entries in this column should not exceed entry for question 4, page 4.

8—5146

FARM-DEMONSTRATION WORK.

SOILS.[1]

Report only this year's extension activities and results that are supported by records.

45. Number of method demonstrations given. (See definition 6, page 3.)	35	45
46. Number of result demonstrations started or under way. (See definition 6, page 3.)	35	46
47. Number of result demonstrations completed or carried through the year	34	47
48. Number of acres involved in these completed demonstrations	210	48
49. Number of farms adopting improved practices in the use of commercial fertilizer this year	0	49
50. Tons involved in preceding question	0	50
51. Number of farms taking better care of farm manures this year	0	51
52. Number of farms using lime or limestone for the first time	0	52
53. Tons of lime or limestone so used	0	53
54. Number of farms plowing under cover or other green manure crops for the first time	0	54
55. Acres of cover and green manure crops so plowed under	0	55
56. Total number of different farms adopting improved practices, relative to the soils work reported on this page. (Include questions 47, 49, 51, 52, and 54 less duplications.)	21	56

[Use space below to include other important data relating to soils.]

Elko: Soil analysed in one garden and gypsum recommended

Clark-Lincoln District: In cooperation with State Experiment Station and the Union Pacific Railway System, an experimental plot of 10 acres is under course of preparation for a five-year program of commercial fertilizer and green manure cropping scheme.

(1) To date favorable results have been secured on applications of commercial fertilizer (especially Ammonium Sulphate) on peach orchard (early Elbertas), results of which will be the application of this fertilizer over the entire orchard of 30 acres peaches, 10 acres miscellaneous orchard.

(2) Applications on vineyards, asparagus, and cantaloupe fields haven't as yet given any definite results - continued work in this with green manure applications will be continued.

[1] For drainage, irrigation, land clearing, and terracing see "Rural Engineering," page 16.

8—5146

CEREALS.[1]

Report only this year's extension activities and results that are supported by records.

Item.	(a) Corn.	(b) Wheat.	(c) Oats.	(d) Rye.	(e) Barley.	(f) Other.[2]	
57. Number of method demonstrations given	21	37	0	0	1	0	57
58. Number of adult result demonstrations started or under way	26	46	4	3	5	0	58
59. Number of adult result demonstrations completed or carried through the year	22	48	4	2	5	0	59
60. Acres involved in these completed demonstrations	78¼	826	60	50	34	0	60
61. Increased yield per acre on demonstrations	10 bu.	33 bu.	0 bu.	0 bu.	9 bu.	0 bu.	61
62. Number of junior clubs[3]	3	0	0	0	0	0	62
63. Number of members enrolled (a) Boys	31	0	0	0	0	0	63
(b) Girls	0	0	0	0	0	0	
64. Number of members completing (a) Boys	12	0	0	0	0	0	64
(b) Girls	0	0	0	0	0	0	
65. Number of acres grown by junior club members completing	10½	0	0	0	0	0	65
66. Total yield of cereals grown by junior club members	9 T. silage 8710 bu.	0 bu.	0 bu.	0 bu.	0 bu.	0 bu.	66
67. Number of farms planting improved seed for the first time	22	19	0	0	4	0	67
68. Number of farms practicing seed selection for the first time	7	3	0	0	0	0	68
69. Number of farms treating seed grain for smut for the first time	0	24	1	0	0	0	69
70. Total number of different farms adopting improved practices relative to the cereal work reported on this page	23	54	3	1	5	0	70

[Use space below to include other important data relating to cereals.]

[1] Report fall-sown crops the year they are harvested.
[2] Indicate crop by name.
[3] States which do not organize clubs on a project basis should not report on this question but should report on enrollment and completion.

8—5146

LEGUMES AND FORAGE CROPS.

Report only this year's extension activities and results that are supported by records.

Item.	(a) Alfalfa.	(b) Soybeans.	(c) Sweet clover.	(d) Crimson clover.	(e) Clover (red, alsike, white).	(f) Cowpeas.	
71. Number of method demonstrations given	8	0	2	0	0	0	71
72. Number of adult result demonstrations started or under way	32	1	3	0	5	1	72
73. Number of adult result demonstrations completed or carried through the year	22	1	3	0	0	1	73
74. Acres involved in these completed demonstrations	8670	1	14	0	27	½	74
75. Increased yield[1] per acre on demonstrations	1½ tons	0 bu. tons	1 tons	0 tons	0 tons	0 bu. tons	75
76. Number of junior clubs[2]	0	0	0	0	0	0	76
77. Number of members enrolled (a) Boys	0	0	0	0	0	0	77
(b) Girls	0	0	0	0	0	0	
78. Number of members completing (a) Boys	0	0	0	0	0	0	78
(b) Girls	0	0	0	0	0	0	
79. Number of acres grown by junior club members completing	0	0	0	0	0	0	79
80. Total yield[1] of crops grown by junior club members	0 tons	0 bu. tons	0 tons	0 tons	0 tons	0 bu. tons	80
81. Number of farms planting improved seed for the first time	2	1	0	0	0	0	81
82. Number of farms practicing seed selection for the first time	0	0	0	0	0	0	82
83. Number of farms inoculating for these crops for the first time	0	0	0	0	0	0	83
84. Total number of different farms adopting improved practices relative to the legumes and forage crops reported on this page	30	1	1	0	0	0	84

[Use space below to include other important data relating to legumes and forage crops.]

[1] Indicate whether yield is bushels of seed or tons of cured forage.
[2] States which do not organize clubs on a project basis should not report on this question but should report on enrollment and completion.

8—5146

LEGUMES AND FORAGE CROPS—Continued.

Report only this year's extension activities and results that are supported by records.

Item.	(g) Horse ~~Cow~~ beans.	(h) Field beans.	(i) Peanuts.	(j) Lespedeza.	(k) Pastures.	(m) Other.[1] Beets	
71. Number of method demonstrations given	0				1	1	71
72. Number of adult result demonstrations started or under way	4				7		72
73. Number of adult result demonstrations completed or carried through the year	0				7		73
74. Acres involved in these completed demonstrations	0				18½		74
75. Increased yield [2] per acre on demonstrations	0 bu. 0 tons	bu.	bu.	tons	X X X	bu. tons	75
76. Number of junior clubs [3]	0				0		76
77. Number of members enrolled (a) Boys	0				0		77
(b) Girls	0				0		
78. Number of members completing (a) Boys	0				0		78
(b) Girls	0				0		
79. Number of acres grown by junior club members completing	0				0		79
80. Total yield [2] of crops grown by junior club members	0 bu. 0 tons	bu.	bu.	tons	X X X	bu. tons	80
81. Number of farms planting improved seed for the first time	4				3		81
82. Number of farms practicing seed selection for the first time	0				0		82
83. Number of farms inoculating for these crops for the first time	0				0		83
84. Total number of different farms adopting improved practices relative to the legumes and forage crops reported on this page	0				8		84

[Use space below to include other important data relating to legumes and forage crops.]

[1] Indicate crop by name.
[2] Indicate whether yield is bushels of seed or tons of cured forage.
[3] States which do not organize clubs on a project basis should not report on this question but should report on enrollment and completion.

8—5146

POTATOES, COTTON, TOBACCO, AND OTHER SPECIAL CROPS.

Report only this year's extension activities and results that are supported by records.

Item.	(a) Irish potatoes.	(b) Sweet potatoes.	(c) Cotton.	(d) Tobacco.	(e) Other.[1]	
85. Number of method demonstrations given	7					85
86. Number of adult result demonstrations started or under way	22					86
87. Number of adult result demonstrations completed or carried through the year	16					87
88. Acres involved in these completed demonstrations	35¼					88
89. Increased yield per acre on demonstrations	30 bu.	bu.	lbs.[2]	lbs.		89
90. Number of junior clubs [3]	1					90
91. Number of members enrolled (a) Boys	11					91
(b) Girls	0					
92. Number of members completing work (a) Boys	2					92
(b) Girls	0					
93. Number of acres grown by junior club members completing	1 1/20					93
94. Total yield of crops grown by junior club members	0 bu.	bu.	lbs.[2]	lbs.		94
95. Number of farms planting improved seed for the first time	10					95
96. Number of farms practicing seed selection for the first time	9					96
97. Number of farms treating seed for disease for the first time	2					97
98. Number of farms spraying or dusting for diseases and insects for the first time	2					98
99. Total number of different farms adopting improved practices relative to potatoes, cotton, tobacco, and other special crops reported on this page	20					99

[Use space below to include other important data relating to potatoes, cotton, tobacco, and other special crops.]

[1] Indicate crop by name.
[2] Report yield of cotton in pounds of seed cotton.
[3] States which do not organize clubs or groups on a project basis should not report on this question but should report on enrollment and completion.

8—5146

HORTICULTURE.

Report only this year's extension activities and results that are supported by records.

Item.	(a) Tree fruits.	(b) Bush and small fruits.	(c) Grapes.	(d) Market gardening, truck and canning crops.	(e) Home gardens.	(f) Beautification of home grounds.	
100. Number of method demonstrations given	24	10	0	5	6	0	100
101. Number of adult result demonstrations started or under way	12	0	0	2	5	0	101
102. Number of adult result demonstrations completed or carried through the year	12	0	0	8	7	0	102
103. Acres involved in these completed demonstrations	52	0	0	5½	X X X	X X X	103
104. Increased yield per acre on demonstrations	0 bu.	0 qts.	0 lbs.	0 bu.	X X X	X X X	104
105. Number of junior clubs [1]	1	0	0	2	0	0	105
106. Number of members enrolled (a) Boys	9	0	0	14	9	0	106
(b) Girls	0	0	0	0	0	0	
107. Number of members completing (a) Boys	4	0	0	8	9	0	107
(b) Girls	0	0	0	0	0	0	
108. Number of acres grown by junior club members completing	¼	0	0	6	½	X X X	108
109. Total yield of crops grown by junior club members	0 bu.	0 qts.	0 lbs.	30¼ bu.	0 bu.	X X X	109
110. Number of farms planting improved stock or seed for the first time	1	0	0	0	0	0	110
111. Number of farms pruning for the first time	11	0	0	0	0	2	111
112. Number of units involved in preceding question	700 trees	0 acres	0 acres	X X X	X X X	X X X	112
113. Number of farms spraying or otherwise treating for diseases and insect pests for the first time	22	1	0	2	2	2	113
114. Number of units involved in preceding question	180 acres	1 acres	0 acres	1 acres	X X X	X X X	114
115. Number of farms adopting improved practices relative to the horticultural work reported on this page	23	10	0	3	7	2	115

[Use space below to include other important data relating to horticulture.]

[1] States which do not organize clubs or groups on a project basis should not report on this question but should report on enrollment and completion.

FORESTRY.

Report only this year's extension activities and results that are supported by records.

116. Number of method demonstrations given	N. A.	116
117. Number of adult result demonstrations started or under way	"	117
118. Number of adult result demonstrations completed or carried through the year	"	118
119. Number of acres included in these completed demonstrations	"	119
120. Number of junior clubs [1]	"	120
121. Number of members enrolled (a) Boys	"	121
(b) Girls	"	
122. Number of members completing (a) Boys	"	122
(b) Girls	"	
123. Number of acres handled by junior club members	"	123
124. Number of forest or wood-lot plantings made this year	"	124
125. Acres involved in preceding question	"	125
126. Number of farms assisted in wood-lot management this year	"	126
127. Acres involved in preceding question	"	127
128. Number of farms planting windbreaks this year	"	128
129. Number of farms attempting to control white-pine blister rust for first time	"	129
130. Number of acres involved in preceding question	"	130
131. Total number of farms adopting improved practices relative to the forestry work reported on this page	"	131

[Use space below to include other important data relating to forestry.]

RODENTS AND MISCELLANEOUS [2] INSECT AND ANIMAL PESTS.

Report only this year's extension activities and results that are supported by records.

Item.	(a) Rodents.	(b) Other animal pests.[3]	(c) Grasshoppers.	(d) Other insects.[3]	
132. Number of method demonstrations given	20	1	4	7	132
133. Number of result demonstrations started or under way	2	2	2	1	133
134. Number of such demonstrations completed or carried through the year	8	0	2	1	134
135. Number of acres in these completed demonstrations	80,160	15,050	400	10	135
136. Total number of farms cooperating in control measures this year	147	1	15	6	136
137. Number of acres involved in preceding question	81,350	15,050	880	12	137

[1] States which do not organize clubs on a project basis should not report on this question but should report on enrollment and completion.
[2] Do not include work reported under "Crop" and "Livestock" headings.
[3] Indicate by name.

LIVESTOCK.

Report only this year's extension activities and results that are supported by records.

Item.	(a) Dairy cattle	(b) Beef cattle.	(c) Swine.	(d) Sheep.	(e) Poultry.	(f) Other.[1] Rabbits	
138. Number of method demonstrations given	16	43	3	12	70	0	138
139. Number of adult result demonstrations started or under way	5	17	0	12	133	0	139
140. Number of adult result demonstrations completed or carried through the year	4	6	2	2	106	0	140
141. Number of animals involved in these completed demonstrations	5549	3760	2 car-loads	70,500	17,080	0	141
142. Total profit or saving on demonstrations	0	0	320	50,000	6,300	0	142
143. Number of junior clubs[2]	13	1	1	2	6	0	143
144. Number of members enrolled (a) Boys	115	4	11	20	39	4	144
144. Number of members enrolled (b) Girls	10	1	0	1	10	0	144
145. Number of members completing (a) Boys	56	1	8	9	30	2	145
145. Number of members completing (b) Girls	5	1	0	1	6	0	145
146. Number of animals involved in junior club work completed	438	6	66	66	2271	5	146
147. Number of farms assisted in obtaining purebred sires this year	58	8	4	2	5	0	147
148. Number of farms assisted in obtaining high-grade or purebred females this year	11	2	2	10	71	0	148
149. Number of farms culling herds or flocks for the first time	0	12	12	3	46	0	149
150. Number of animals in such herds or flocks	0	3700	0	57,000	13,415	0	150
151. Number of animals discarded	0	255	0	2500	2,916	0	151
152. Number of bull, boar, ram, or stallion circles, clubs, or associations organized during the year	1	1	0	1	X X X	0	152
153. Number of members in preceding circles, clubs, etc	8	75	0	10	X X X	0	153
154. Number of breed associations or clubs organized during the year	0	0	0	0	3	0	154
155. Number of members in these associations or clubs	0	0	0	0	19	0	155

[1] Indicate by name.
[2] States which do not organize clubs on a project basis should not report on this question but should report on enrollment and completion.

8—5146

Elko: Six herds started dehorning practice - 4,000 animals involved.

LIVESTOCK—Continued.

Report only this year's extension activities and results that are supported by records.

Item.	(a) Dairy cattle.	(b) Beef cattle.	(c) Swine.	(d) Sheep.	(e) Poultry.	(f) Other.[1]	
156. Number of cow-testing associations organized or reorganized during the year	1	XXX	XXX	XXX	XXX	XXX	156
157. Number of members in these associations	30	XXX	XXX	XXX	XXX	XXX	157
158. Number of farms not in associations testing cows for production	3	XXX	XXX	XXX	XXX	XXX	158
159. Number of cows under test by such associations and individual farms	280	XXX	XXX	XXX	XXX	XXX	159
160. Number of farms adopting improved practices in the sanitary production and care of milk this year	3	XXX	XXX	XXX	XXX	XXX	160
161. Number of farmers feeding better-balanced rations for the first time	6	0	0	0	51	0	161
162. Number of farmers controlling insect pests for the first time	0	0	0	0	32	0	162
163. Number of farmers directly influenced to test animals for tuberculosis this year	82	0	XXX	XXX	XXX	XXX	163
164. Number of farmers directly influenced to vaccinate animals for blackleg this year	23	11	XXX	XXX	XXX	XXX	164
165. Number of farmers directly influenced to vaccinate swine for cholera this year	XXX	XXX	3	XXX	XXX	XXX	165
166. Total number of different farms adopting improved practices relative to the livestock work reported on pages 14 and 15	616	154	36	27	174	0	166

[Use space below to include other important data relating to livestock.]

[1] Indicate by name.

8—5146

RURAL ENGINEERING.

Report only this year's extension activities and results that are supported by records.

167. Number of method demonstrations given	13	167
168. Number of result demonstrations started or under way	26	168
169. Number of result demonstrations completed or carried through the year	19	169
170. Number of farms installing drainage systems this year	0	170
171. Acres drained	0	171
172. Number of farms installing irrigation systems this year	1	172
173. Acres irrigated	15	173
174. Number of farms constructing terraces or soil dams this year	0	174
175. Acres on which soil erosion was so prevented	0	175
176. Number of dwellings constructed this year according to plans furnished	*	176
177. Number of dwellings remodeled this year according to plans furnished	*	177
178. Number of sewage-disposal systems installed this year according to plans furnished	*	178
179. Number of water systems installed this year according to plans furnished	2	179
180. Number of heating systems installed this year according to plans furnished	*	180
181. Number of lighting systems installed this year according to plans furnished	*	181
182. Number of farms on which buildings other than dwellings were constructed or remodeled this year according to plans furnished	18	182
183. Number of buildings involved in preceding question: (a) Barns	0	183
(b) Hog houses	0	
(c) Poultry houses	25	
(d) Silos	6	
(e) Other	4	
184. Number of farms clearing land of stumps or boulders this year	3	184
185. Acres of land so cleared	60	185
186. Total number of different farms adopting improved practices relative to the rural-engineering work reported on this page	45	186

[Use space below to include other important data relating to rural engineering.]

* Included in Miss Stilwell's statistical report, Page 26.

Springs developed for stock watering purposes	20
Reservoirs Constructed for irrigation	1
Reservoirs surveyed, plans for construction made	3
21.6 miles of ditch for stock watering surveyed and constructed	5 ranches
Water power plants under way	2
Radio receivers installed	6
Ranchers improving corrals, chutes, dipping vats and scales	11

As a consequence of another serious flood in the Moapa Valley, Clark County, a combined flood water control, storage, light and power development project has been launched thru the Muddy River Irrigation Co.

8—5146

AGRICULTURAL ECONOMICS.

Report only this year's extension activities and results that are supported by records.

FARM MANAGEMENT.

187. Number of method demonstrations given	5	187
188. Number of farm-account books distributed this year	20	188
189. Number of farmers keeping records in such account books throughout the year	4	189
190. Number of farmers assisted in summarizing and interpreting their accounts	2	190
191. Number of farmers making changes in their business as result of keeping accounts	1	191
192. Number of other farmers adopting cropping, livestock, or complete farming systems this year according to recommendations	2	192
193. Number of junior farm-account clubs [1]	0	193
194. Number of members enrolled: (a) Boys	0	194
(b) Girls	0	
195. Number of members completing: (a) Boys	0	195
(b) Girls	0	
196. Number of farmers advised relative to leases this year	4	196
197. Number of farm-management and farm-account schools held this year	0	197
198. Number of farmers assisted in keeping cost-of-production records this year	3	198
199. Total number of different farms adopting improved practices relative to the farm-management work reported on this page	3	199

CREDIT.

200. Number of farm-loan or other credit associations organized this year with assistance of extension service	2	200
201. Membership in above associations	25	201
202. Number of other farmers assisted in obtaining credit	3	202

MARKETING.

203. Number of method demonstrations given	24	203

204. List below the cooperative-marketing associations organized *during this year* upon suggestion or with counsel of the extension service. 204

(a) Name of association or group.	(b) Number of members.	Supplies and products handled.	Supplies purchased. (c) Value.	Supplies purchased. (d) Saving.	Products sold. (e) Value.	Products sold. (f) Profit.
			$	$	$	$
California Cattlemen's Association	249	Cattle			$950,000	$110,000
Pacific Wool Growers	27	Wool			$215,000	$28,600
TOTAL						

[1] States which do not organize clubs on a project basis should not report on this question but should report on enrollment and completion.

8—5146

AGRICULTURAL ECONOMICS—Continued.

Report only this year's extension activities and results that are supported by records.

205. List below this year's results in connection with the cooperative-marketing associations in the county *previously* organized and with which the extension service counseled or advised. 205

(a) Name of association or group.	(b) Number of members.	Supplies and products handled.	Supplies purchased. (c) Value.	Supplies purchased. (d) Saving.	Products sold. (e) Value.	Products sold. (f) Profit.
	30	coal - 2 cars	1250.00	250.00		
Harmon C C	12	alfalfa seed 1920	$ 384.00	$ 96.00	$	$
Moapa Growers Inc.	27	crates seed	Not available			
TOTAL						

205½. Total number of different farms adopting improved marketing practices (include entries for questions 204 (*b*) and 205 (*b*) less duplications plus other farms not in cooperative associations) 267 205½

COMMUNITY ACTIVITIES AND MISCELLANEOUS.

Report only this year's extension activities and results that are supported by records.

Use this space to include work on any other agricultural project not included in the preceding pages, such as beekeeping, and similar work, i. e., any other information that can be reported statistically and that will help to give a complete account of the year's work.

Item.	(a) Beekeeping.	(b)[1]	(c)[1] Insect Pests	
206. Number of method demonstrations given			6	206
207. Number of adult result demonstrations started or under way				207
208. Number of result demonstrations completed or carried through the year				208
209. Number of units in these completed demonstrations				209
210. Number of junior clubs[2]				210
211. Number of members enrolled — (a) Boys				211
(b) Girls				
212. Number of members completing — (a) Boys				212
(b) Girls				
213. Number of units involved in junior club work completed				213
214. Total number of different farms adopting improved practices relative to the miscellaneous work reported on this page			6	214
[Use space below to include other important data relating to miscellaneous work.]				

[1] Indicate name over column.
[2] States which do not organize clubs or groups on a project basis should not report on this question but should report on enrollment and completion.

HOME-DEMONSTRATION WORK.

FOODS.

Report only this year's extension activities and results that are supported by records.

FOOD PREPARATION.

215. Number of project clubs or groups[1]	(a) Women	215
	(b) Juniors	
216. Number of members enrolled in food preparation	(a) Women	216
	(b) Girls	
	(c) Boys	
217. Number of members completing	(a) Women	217
	(b) Girls	
	(c) Boys	
218. Number of method demonstrations given. (See definition 6, page 3.)		218
219. Number of result demonstrations started or under way. (See definition 6, page 3.)	(a) Women	219
	(b) Girls	
	(c) Boys	
220. Number of result demonstrations completed or carried through the year	(a) Women	220
	(b) Girls	
	(c) Boys	
221. Number of individuals adopting improved practices in bread making this year	(a) Women	221
	(b) Girls	
	(c) Boys	
222. Number of individuals adopting improved practices in meat cookery this year	(a) Women	222
	(b) Girls	
	(c) Boys	
223. Number of individuals adopting improved practices in vegetable cookery this year	(a) Women	223
	(b) Girls	
	(c) Boys	
224. Number of individuals adopting improved practices in preparation of dairy-product dishes this year	(a) Women	224
	(b) Girls	
	(c) Boys	
225. Number of individuals adopting improved practices in meal preparation and service this year	(a) Women	225
	(b) Girls	
	(c) Boys	
226. Number of homes budgeting the family food supply for the first time		226
227. Total number of different homes adopting improved practices relative to the food-preparation work reported on this page. (Include entries for questions 220, 221, 222, 223, 224, 225, and 226 less duplications.)		227

[Use space below to include other important data relating to food preparation.]

[1] States which do not organize clubs or groups on a project basis should not report on this question but should report on enrollment and completion.

FOODS—Continued.

Report only this year's extension activities and results that are supported by records.

FOOD PRESERVATION.

228. Number of project clubs or groups [1] ..... (a) Women ..... (b) Juniors 228

229. Number of members enrolled in food preservation ..... (a) Women ..... (b) Girls ..... (c) Boys 229

230. Number of members completing ..... (a) Women ..... (b) Girls ..... (c) Boys 230

231. Number of method demonstrations given 231

232. Number of result demonstrations started or under way ..... (a) Women ..... (b) Girls ..... (c) Boys 232

233. Number of result demonstrations completed or carried through the year ..... (a) Women ..... (b) Girls ..... (c) Boys 233

234. Number of individuals adopting improved practices in preserving fruits and vegetables this year ..... (a) Women ..... (b) Girls ..... (c) Boys 234

235. Number of individuals adopting improved practices in preserving meats and fish this year ..... (a) Women ..... (b) Girls ..... (c) Boys 235

236. Number of homes providing better food storage for the first time 236

237. Total number of different homes adopting improved practices relative to the food-preservation work reported on this page 237

238. List below amount of food preserved by club members completing: 238

Kind of food.	(1) Women.	(2) Girls.	(3) Boys.
(a) Fruits and vegetables canned ..... quarts			
(b) Meats and fish canned ..... quarts			
(c) Jelly and preserves made ..... quarts			
(d) Fruit juices made ..... quarts			
(e) Pickles made ..... quarts			
(f) Fruits and vegetables dried ..... pounds [2]			
(g) Meats cured ..... pounds [2]			

[Use space below to include other important data relating to food preservation.]

[1] States which do not organize clubs or groups on a project basis should not report on this question but should report on enrollment and completion.
[2] Finished product.

NUTRITION.

Report only this year's extension activities and results that are supported by records.

239. Number of project clubs or groups [1] ..... (a) Women ..... (b) Juniors 239

240. Number of members enrolled in nutrition ..... (a) Women ..... (b) Girls ..... (c) Boys 240

241. Number of members completing ..... (a) Women ..... (b) Girls ..... (c) Boys 241

242. Number of method demonstrations given 242

243. Number of result demonstrations started or under way ..... (a) Women ..... (b) Girls ..... (c) Boys 243

244. Number of result demonstrations completed or carried through the year ..... (a) Women ..... (b) Girls ..... (c) Boys 244

245. Number of individuals balancing family meals according to approved methods for the first time ..... (a) Women ..... (b) Girls ..... (c) Boys 245

246. Number of individuals preparing better school lunches for the first time ..... (a) Women ..... (b) Girls ..... (c) Boys 246

247. Number of schools induced to serve a hot dish or school lunch for the first time 247

248. Number of children involved in preceding question 248

249. Number of homes carrying out improved practices in child feeding for the first time 249

250. Number of children involved in preceding question 250

251. Total number of different homes adopting improved practices relative to the nutrition work reported on this page 251

[Use space below to include other important data relating to nutrition.]

[1] States which do not organize clubs or groups on a project basis should not report on this question but should report on enrollment and completion.

CLOTHING.

Report only this year's extension activities and results that are supported by records.

252. Number of project clubs or groups [1] ..... (a) Women ..... (b) Juniors 252

253. Number of members enrolled in clothing work ..... (a) Women ..... (b) Girls ..... (c) Boys 253

254. Number of members completing ..... (a) Women ..... (b) Girls ..... (c) Boys 254

255. Number of method demonstrations given 255

256. Number of result demonstrations started or under way ..... (a) Women ..... (b) Girls ..... (c) Boys 256

257. Number of result demonstrations completed or carried through the year ..... (a) Women ..... (b) Girls ..... (c) Boys 257

258. Number of individuals adopting improved practices in selection and construction ..... (a) Women ..... (b) Girls ..... (c) Boys 258

259. Number of individuals adopting improved practices in renovation and remodeling ..... (a) Women ..... (b) Girls ..... (c) Boys 259

260. Number of individuals adopting improved practices in millinery ..... (a) Women ..... (b) Girls 260

261. Number of individuals adopting improved practices in costume designing ..... (a) Women ..... (b) Girls 261

262. Number of individuals adopting improved practices in infant wardrobe planning ..... (a) Women ..... (b) Girls 262

263. Number of individuals adopting improved practices in children's wardrobe planning ..... (a) Women ..... (b) Girls 263

264. Number of individuals adopting improved practices in adult wardrobe planning ..... (a) Women ..... (b) Girls 264

265. Total number of different homes adopting improved practices relative to the clothing work reported on this page 265

266. Number of dress forms made this year by ..... (a) Women ..... (b) Girls 266

267. Number of dresses and coats made this year by ..... (a) Women ..... (b) Girls 267

268. Number of undergarments made this year by ..... (a) Women ..... (b) Girls 268

269. Number of hats made this year by ..... (a) Women ..... (b) Girls 269

[Use space below to include other important data relating to clothing.]

.....

.....

.....

[1] States which do not organize clubs or groups on a project basis should not report on this question but should report on enrollment and completion.

HOME MANAGEMENT.

Report only this year's extension activities and results that are supported by records.

270. Number of project clubs or groups [1] ..... (a) Women ..... (b) Juniors 270

271. Number of members enrolled in home management ..... (a) Women ..... (b) Girls ..... (c) Boys 271

272. Number of members completing ..... (a) Women ..... (b) Girls ..... (c) Boys 272

273. Number of method demonstrations given 273

274. Number of result demonstrations started or under way ..... (a) Women ..... (b) Girls 274

275. Number of result demonstrations completed or carried through the year ..... (a) Women ..... (b) Girls 275

276. Number of individuals following a systematized plan of household work for the first time ..... (a) Women ..... (b) Girls 276

277. Number of homes obtaining additional labor-saving equipment this year 277

278. Number of kitchens planned and rearranged for convenience this year 278

279. Number of individuals following improved laundry practices for the first time ..... (a) Women ..... (b) Girls 279

280. Number of individuals making budgets and keeping accounts for the first time ..... (a) Women ..... (b) Girls 280

281. Total number of different homes adopting improved practices relative to the home-management work reported on this page 281

282. List below the number of labor-saving appliances involved in question 277: 282

(a) Hand washing machines ..... (f) Kitchen cabinets .....

(b) Power washing machines ..... (g) Electric or gasoline irons .....

(c) Fireless cookers ..... (h) .....

(d) Kitchen sinks ..... (i) .....

(e) Power vacuum cleaners ..... (j) .....

[Use space below to include other important data relating to home management.]

.....

.....

.....

.....

.....

.....

.....

[1] States which do not organize clubs or groups on a project basis should not report on this question but should report on enrollment and completion.

HOUSE FURNISHINGS.

Report only this year's extension activities and results that are supported by records.

283. Number of project clubs or groups [1] ..... (a) Women ..... (b) Juniors 283

284. Number of members enrolled in house furnishings ..... (a) Women ..... (b) Girls ..... (c) Boys 284

285. Number of members completing ..... (a) Women ..... (b) Girls ..... (c) Boys 285

286. Number of method demonstrations given 286

287. Number of result demonstrations started or under way ..... (a) Women ..... (b) Girls ..... (c) Boys 287

288. Number of result demonstrations completed or carried through the year ..... (a) Women ..... (b) Girls ..... (c) Boys 288

289. Number of individuals adopting improved practices in selection and arrangement of furnishings this year ..... (a) Women ..... (b) Girls ..... (c) Boys 289

290. Number of individuals adopting improved practices in the repairing and remodeling of furnishings this year ..... (a) Women ..... (b) Girls ..... (c) Boys 290

291. Number of individuals adopting improved practices in wall, woodwork, and floor treatment this year ..... (a) Women ..... (b) Girls ..... (c) Boys 291

292. Number of rooms involved in questions 289, 290, and 291 ..... (a) Bedrooms ..... (b) Living rooms ..... (c) Dining rooms ..... (d) Other rooms 292

293. Total number of different homes adopting improved practices relative to the house-furnishing work reported on this page 293

[Use space below to include other important data relating to house furnishings.]

.....

.....

.....

.....

.....

[1] States which do not organize clubs or groups on a project basis should not report on this question but should report on enrollment and completion.

HOME HEALTH—SANITATION.

Report only this year's extension activities and results that are supported by records.

294. Number of project clubs or groups [1] ..... (a) Women ..... (b) Juniors 294

295. Number of members enrolled in home health and sanitation ..... (a) Women ..... (b) Girls ..... (c) Boys 295

296. Number of members completing ..... (a) Women ..... (b) Girls ..... (c) Boys 296

297. Number of method demonstrations given 297

298. Number of result demonstrations started or under way ..... (a) Women ..... (b) Girls ..... (c) Boys 298

299. Number of result demonstrations completed or carried through the year ..... (a) Women ..... (b) Girls ..... (c) Boys 299

HEALTH.[2]

300. Number of homes adopting recommended health practices this year 300

301. Number of individuals adopting recommended practices in— 301

(a) Use of health score card .....
(b) Good posture .....
(c) Prevention of colds .....
(d) Good elimination .....
(e) Care of teeth .....
(f) Care of skin and hair .....
(g) Home nursing .....
(h) First aid .....
(i) .....
(j) .....

302. Is your health program coordinated with the work of State and county health authorities? ..... (a) Yes ..... (b) No 302

SANITATION.

303. Number of homes installing sanitary closets or outhouses this year according to plans furnished 303

304. Number of homes screened for the first time 304

305. Number of homes following other methods of controlling flies, mosquitoes, and other insects for the first time 305

306. Total number of different homes adopting improved practices relative to the sanitation work reported on this page 306

[Use space below to include other important data relating to home health and sanitation.]

.....

.....

.....

.....

.....

.....

[1] States which do not organize clubs or groups on a project basis should not report on this question but should report on enrollment and completion.
[2] It is assumed that this work is conducted in cooperation with State and county health authorities.

RURAL ENGINEERING—HOME.

Report only this year's extension activities and results that are supported by records.

Do not list information which has been previously reported on page 16.

307. Number of method demonstrations given		307
308. Number of result demonstrations started or under way		308
309. Number of result demonstrations completed or carried through the year		309
310. Number of dwellings constructed this year according to plans furnished		310
311. Number of dwellings remodeled this year according to plans furnished		311
312. Number of sewage-disposal systems installed this year according to plans furnished		312
313. Number of water systems installed this year according to plans furnished		313
314. Number of heating systems installed this year according to plans furnished		314
315. Number of lighting systems installed this year according to plans furnished		315
316. Number of poultry houses constructed this year according to plans furnished		316
317. Total number of different homes adopting improved practices relative to the rural-engineering work reported on this page		317

[Use space below to include other important data relating to rural engineering.]

BEAUTIFICATION OF HOME GROUNDS.

Report only this year's extension activities and results that are supported by records.

Do not list information which has been previously reported on page 12.

318. Number of project clubs or groups [1]	(a) Women (b) Juniors	318
319. Number of members enrolled in beautification of home grounds	(a) Women (b) Girls (c) Boys	319
320. Number of members completing	(a) Women (b) Girls (c) Boys	320
321. Number of method demonstrations given		321
322. Number of result demonstrations started or under way	(a) Women (b) Girls (c) Boys	322
323. Number of result demonstrations completed or carried through the year	(a) Women (b) Girls (c) Boys	323
324. Number of home grounds planted this year according to a landscape plan		324
325. Number of school and community grounds planted this year according to a landscape plan		325
326. Number of homes painted or whitewashed this year as a result of instruction in beautification		326
327. Total number of different homes beautifying home grounds this year		327

[Use space below to include other important data relating to beautification of home grounds.]

3¼ days work with assistance of landscape gardener specialist with result of 3 cooperating home grounds improvement demonstrators being secured; 4 community school ground plans received from specialist; 2 community planting programs planned.

[1] States which do not organize clubs or groups on a project basis should not report on this question but should report on enrollment and completion.

HOME GARDENS.

Report only this year's extension activities and results that are supported by records.

Do not list information which has been previously reported on page 12.

328. Number of project clubs or groups [1]	(a) Women (b) Juniors	328
329. Number of members enrolled in home gardens	(a) Women (b) Girls (c) Boys	329
330. Number of members completing	(a) Women (b) Girls (c) Boys	330
331. Number of method demonstrations given		331
332. Number of result demonstrations started or under way	(a) Women (b) Girls (c) Boys	332
333. Number of result demonstrations completed or carried through the year	(a) Women (b) Girls (c) Boys	333
334. Number of gardens involved in result demonstrations	(a) Women (b) Girls (c) Boys	334
335. Number of individuals adopting improved practices in growing fruit trees this year	(a) Women (b) Girls (c) Boys	335
336. Number of individuals adopting improved practices in growing bush and small fruits this year	(a) Women (b) Girls (c) Boys	336
337. Number of individuals adopting improved practices in growing grapes this year	(a) Women (b) Girls (c) Boys	337
338. Number of individuals adopting improved practices in growing vegetables this year	(a) Women (b) Girls (c) Boys	338
339. Number of individuals saving improved stock or seed for the first time	(a) Women (b) Girls (c) Boys	339
340. Number of homes spraying or otherwise treating garden crops for diseases and insect pests for the first time		340
341. Number of individuals growing winter gardens for the first time	(a) Women (b) Girls (c) Boys	341
342. Total number of different homes adopting improved practices relative to the home-garden work reported on this page		342

[Use space below to include other important data relating to home gardens.]

[1] States which do not organize clubs or groups on a project basis should not report on this question but should report on enrollment and completion.

HOME POULTRY.

Report only this year's extension activities and results that are supported by records.

Do not list information which has been previously reported on pages 14 and 15.

343. Number of project clubs or groups [1] — (a) Women ____ (b) Juniors ____ — 343

344. Number of members enrolled in home poultry — (a) Women ____ (b) Girls ____ (c) Boys ____ — 344

345. Number of members completing — (a) Women ____ (b) Girls ____ (c) Boys ____ — 345

346. Number of method demonstrations given ____ — 346

347. Number of result demonstrations started or under way — (a) Women ____ (b) Girls ____ (c) Boys ____ — 347

348. Number of result demonstrations completed or carried through the year — (a) Women ____ (b) Girls ____ (c) Boys ____ — 348

349. Number of birds in result demonstrations raised or managed by — (a) Women ____ (b) Girls ____ (c) Boys ____ — 349

350. Total profit on result demonstrations conducted by — (a) Women ____ (b) Girls ____ (c) Boys ____ — 350

351. Number of individuals culling flocks for the first time — (a) Women ____ (b) Girls ____ (c) Boys ____ — 351

352. Number of homes culling flocks for the first time ____ — 352

353. Number of birds in these flocks ____ — 353

354. Number of birds discarded ____ — 354

355. Number of homes feeding better-balanced poultry rations for the first time ____ — 355

356. Number of individuals assisted in obtaining standard-bred eggs for hatching this year — (a) Women ____ (b) Girls ____ (c) Boys ____ — 356

357. Number of homes assisted in obtaining standard-bred cockerels this year ____ — 357

358. Number of individuals adopting improved practices in early hatching and chick rearing this year — (a) Women ____ (b) Girls ____ (c) Boys ____ — 358

359. Number of homes directly assisted in increasing the family income this year through poultry ____ — 359

360. Number of homes controlling poultry insects for the first time ____ — 360

361. Total number of different homes adopting improved practices relative to the home-poultry work reported on this page ____ — 361

[Use space below to include other important data relating to home poultry.]

[1] States which do not organize clubs or groups on a project basis should not report on this question but should report on enrollment and completion.

HOME DAIRY.

Report only this year's extension activities and results that are supported by records.

Do not list information which has been previously reported on pages 14 and 15.

362. Number of project clubs or groups [1] — (a) Women ____ (b) Juniors ____ — 362

363. Number of members enrolled in home-dairy work — (a) Women ____ (b) Girls ____ (c) Boys ____ — 363

364. Number of members completing — (a) Women ____ (b) Girls ____ (c) Boys ____ — 364

365. Number of method demonstrations given ____ — 365

366. Number of result demonstrations started or under way — (a) Women ____ (b) Girls ____ (c) Boys ____ — 366

367. Number of result demonstrations completed or carried through the year — (a) Women ____ (b) Girls ____ (c) Boys ____ — 367

368. Number of cows or calves in result demonstrations raised or managed by — (a) Women ____ (b) Girls ____ (c) Boys ____ — 368

369. Number of homes feeding better dairy rations for the first time ____ — 369

370. Number of homes adopting better practices in the sanitary production and care of milk this year ____ — 370

371. Number of homes adopting better practices in butter or cheese making this year ____ — 371

372. Number of pounds of butter made ____ — 372

373. Number of pounds of cheese made ____ — 373

374. Total number of different homes adopting improved practices relative to the home-dairy work reported on this page ____ — 374

[Use space below to list other important data relative to home dairying.]

[1] States which do not organize clubs or groups on a project basis should not report on this question but should report on enrollment and completion.

HOME MARKETING.

Report only this year's extension activities and results that are supported by records.

Do not list information which has been previously reported on pages 17 and 18.

375. Number of method demonstrations given 375

376. List below the cooperative-marketing associations organized *during this year* upon suggestion and counsel of the Extension Service. 376

(a) Name of association or group.	(b) Number of members.	Products sold. (c) Value.	Products sold. (d) Profit.	Supplies purchased. (e) Value.	Supplies purchased. (f) Saving.
Curb or bazaar markets		$	$	$	$
Egg circles					
TOTAL					

377. List below this year's results in connection with the cooperative-marketing associations in the county *previously* organized and with which the Extension Service counseled or advised. 377

(a) Name of association or group.	(b) Number of members.	Products sold. (c) Value.	Products sold. (d) Profit.	Supplies purchased. (e) Value.	Supplies purchased. (f) Saving.
Curb or bazaar markets		$	$	$	$
Egg circles					
TOTAL					

378. Number of homes standardizing and grading products for markets: 378

(a) Poultry and poultry products ..... (d) Fruits and vegetables .....

(b) Canned goods ..... (e) .....

(c) Dairy products ..... (f) .....

378½. Total number of different homes adopting improved marketing practices (include entries for questions 376 (b) and 377 (b) less duplications plus other homes not in cooperative associations) 378½

[Use space below to list the principal products handled in cooperative marketing associations reported above.]

.....

.....

.....

.....

.....

COMMUNITY ACTIVITIES AND MISCELLANEOUS—HOME.

Report only this year's extension activities and results that are supported by records.

Do not list information which has been previously reported on page 18.

Use this page to include work on any other home-economics project not included in the preceding pages, such as recreation, basket making, and similar work, i. e., any other information that can be reported statistically and that will help to give a complete account of the year's work.

Item.		(a)[1]	(b)[1]	(c)[1]	
379. Number of project clubs or groups [2]	(a) Women				379
	(b) Juniors				
380. Number of members enrolled	(a) Women				380
	(b) Girls				
	(c) Boys				
381. Number of members completing	(a) Women				381
	(b) Girls				
	(c) Boys				
382. Number of method demonstrations given					382
383. Number of result demonstrations started or under way	(a) Women				383
	(b) Girls				
	(c) Boys				
384. Number of result demonstrations completed or carried through the year	(a) Women				384
	(b) Girls				
	(c) Boys				
385. Number of units involved in such result demonstrations	(a) Women				385
	(b) Girls				
	(c) Boys				
386. Total number of different homes adopting improved practices relative to the miscellaneous work reported on this page					386

[Use space below to include other important data relating to miscellaneous work.]

.....

.....

.....

.....

.....

[1] Indicate name over column.
[2] States which do not organize clubs or groups on a project basis should not report on this question but should report on enrollment and completion.

GOVERNMENT PRINTING OFFICE

Narrative Report

TABLE OF CONTENTS

	Page
I. Organization of Extension Work in Counties	1
A. Changes During Year	1
B. Type of Organisation	2
C. Assistance Rendered	3
D. Community Program Development	3
1. Type Program of Work by Projects	4
2. Map Showing Districts of Agricultural Extension Agents	7
II. Supervisory Program	8
A. Central Office	8
B. Supervisory Plan of Work for Assistant Director	8
C. Extent of Supervisory Accomplishments	14
III. Project Activities and Results	70
A. Summary of 1925 Agricultural Extension Work by Counties	70
B. Summary of 1925 Agricultural Extension Work by Projects	80
C. Comparison of Goals and Accomplishments	84
D. Narrative of Accomplishments by Project	92
E. Western Range Livestock Program 1925	99
IV. Outlook and Recommendations	102
A. The Outlook	102
B. Recommendations	103
V. Junior Extension Work	104
A. Organization	104
B. Extent of Junior Work	104
C. Charts and Tables	104
1. Club Summary 1925	105
2. Summary of Club Work by Agents and Projects	106
3. Graphic Presentation of Junior Work by Counties or Districts, 1925	107
4. A Graphic Presentation of Junior Work by Projects, 1923-1924-1925 compared	108
5. Club Work Compared by Projects, 1923-1924-1925	109
6. Comparison of Work 1915 to 1925	110
7. Comparison of Club Work 1919-1925	111
D. The Year's Accomplishments	112
1. Bankers Again Endorse Club Work	112
2. Montgomery Ward Offers Trip Third Year	112
3. Union Pacific Scholarship Winner Chosen	112
4. Southern Pacific Continues Cooperation	123
5. New Chicago Trip Offered	123
6. State and County Farm Bureau Cooperation	123
7. The Hoot Owl Continues to"Hoot"	127
8. "The Leader" Proves Helpful	135
9. Leadership Training Work	139
10. Nevada Club Health Work	156
11. Publicity	178
12. Club Camp Building for 1927	186
13. The State Club Camp	187
a. The Club Camp in Pictures	187
b. How the Camp was Planned and Conducted	201
14. Conclusion and Outlook	224

I. ORGANIZATION OF AGRICULTURAL EXTENSION WORK

AGRICULTURAL EXTENSION WORK

Introduction

The accomplishments in Agricultural Extension Work for the year 1925 are summarized in statistical form. In addition to the State report, outlined in accordance with the suggested outline submitted by the Office of Cooperative Extension Work, the county extension agents' reports have been cited, where particular methods of outstanding pieces of work have been done.

I. ORGANIZATION OF EXTENSION WORK IN COUNTIES.

A. Changes During Year

There have been no changes in organization of extension work in the State office during the past year. There is now, as formerly, a director, two assistant directors, and one part-time specialist in poultry and dairying. The present plan of organization seems to be the most satisfactory for this State, and unless funds are forthcoming from some unexpected source, there will be in all likelihood no additions to the State office force.

There has been a close coordination of all lines of work during the year, and it appears that everyone is thinking in terms of one extension program, consisting of the greatest service to the rural people of the State. The entire force is thinking, and working on one extension program for Nevada.

There exists a fine feeling and morale among all the workers and a splendid sense of loyalty to the organization. I think in the past few years I have never experienced a more wonderful willingness on the part of a group of extension workers to freely criticise and be criticized, all for the benefit of the work, than exists at the present time in our State. It is this frankness of expression, without personal feeling, that is, in my opinion, the cause of the comparatively small turnover of agents in Nevada. The question of the success of an agent is more than a matter of supervision, it is a matter of personal interest between supervisor and agent.

The personnel changes during the year have been few. Only two resignations have been accepted, one transfer made, and one new full-time and one new assistant agent appointed. The following gives the comparison of personnel December 1, 1924 with December 1, 1925.

PERSONNEL CHANGES

December 1, 1924	December 1, 1925
Cecil W. Creel, Director	Cecil W. Creel, Director
Robert G. Foster, Assistant Director	*Robert G. Foster, Assistant Director
Mary E. Stilwell, Assistant Director	Mary E. Stilwell, Assistant Director
	**Thomas Buckman, Assistant Director

*On leave of absence September 16, 1925, to June 15, 1926.
**Assistant Director, September 16, 1925, to June 15, 1926.

December 1, 1924	December 1, 1925
COUNTY EXTENSION AGENTS	
Elko County - - C. A. Brennen	Elko County - - Jos. W. Wilson *
Flora E. McElhinney	Flora E. McElhinney
Humboldt County-Jos. W. Wilson *	Wm. Barrows **
Lyon County - - Edward C. Reed	Lyon County - - Edward C. Reed
Washoe County - Thomas Buckman	Washoe County - Thomas Buckman #
Hazel Zimmerman	Hazel Zimmerman
	Clarence J. Thornton-/
	Churchill County - L. E. Cline ⊥
	Pershing County - Albert J. Reed ¥
DISTRICT EXTENSION AGENTS	
Eureka, Lander, Lyon & Pershing - Lassie Lane	Eureka, Lander, Lyon & Pershing - Lassie Lane
Clark, Lincoln and White Pine - - Ellen LeNoir	Clark, Lincoln and White Pine - - Ellen LeNoir
Clark and Lincoln - J. H. Wittwer	Clark and Lincoln - J. H. Wittwer
Eureka, Lander and White Pine - - Thomas R. King	Eureka and White Pine - - C. R. Townsend ⊥
Churchill and Pershing - A. J. Reed ¥	Humboldt & Lander - Paul Maloney ⊥

* Transfer - Humboldt County to Elko County
** Assistant County Extension Agent
\# Transferred to position of Asst. Director for period Sept.16,1925 to June15,1926
/ Appointed Washoe County Agent for period Sept. 16,1925 to June 15, 1926.
⊥ New appointment
¥ Transfer - Churchill & Pershing District to Pershing County.

B. Type of Organization

The type of organization and methods used during 1925 has varied practically none from that used the previous year. Each county has its peculiar situation to meet and for that reason methods must be modified to meet local conditions.

The county farm bureau is the legal organization through which all county extension work is organized and conducted. By law, each county must have a board of directors, who form the executive committee of the organization. This group,usually consisting of three men and two women, are selected because of their fitness to lead the five major lines of work undertaken, viz., livestock - farm and range - farm and community economics - home and community welfare - sanitation and hygiene. This committee works with the extension agents throughout the year and approves all bills in the county.

In each community where extension work is conducted, various committees, selected by the extension agents, work cooperatively for promotion of work. In addition to these extension committees, there are also local farm bureau officers, elected by the community centers, who function in much the same manner as the county executive committee, only their activities are confined to the local community.

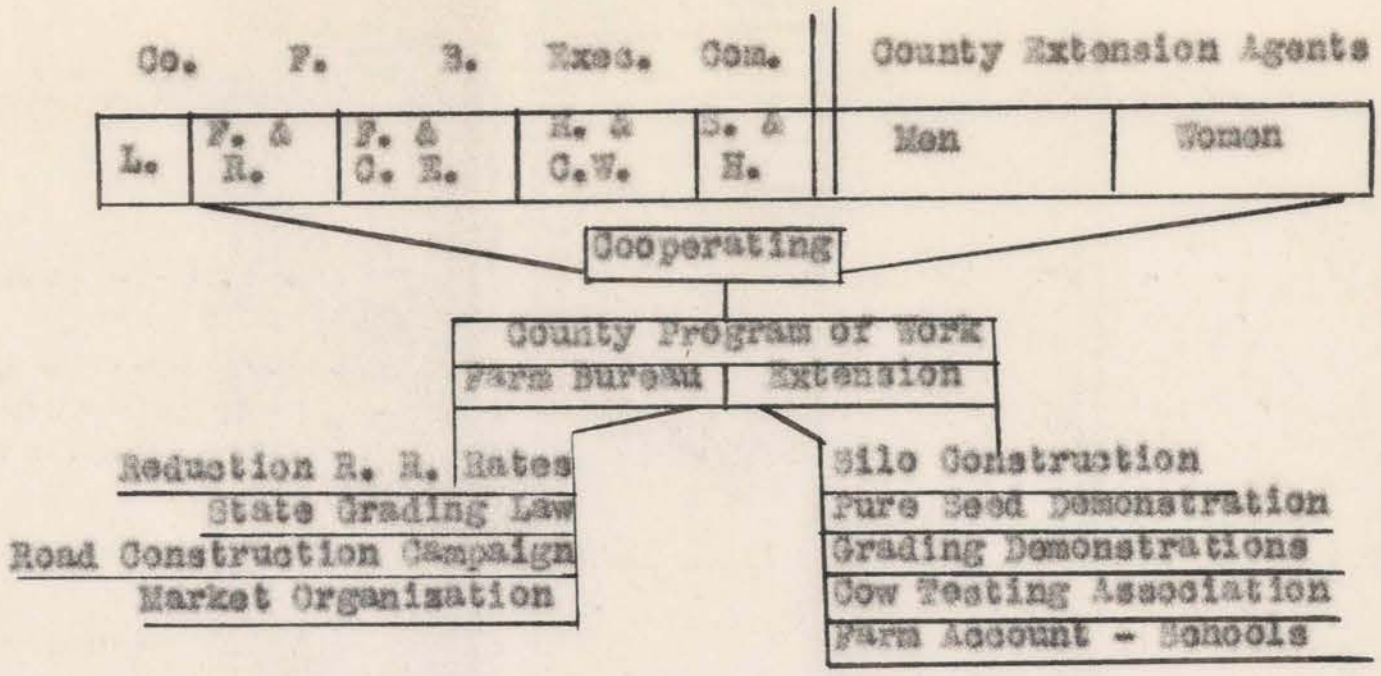

As pointed out last year, the agent consulting with the local people develops his program for extension work. This is developed in such form that definite goals set can be checked up with actual accomplishments at the close of the year.

C. Assistance Rendered.

The Assistant Director spent most of his time this year in giving assistance in the conduct of actual field work. Many committees were met with, leader groups trained, and numerous demonstration meetings and field meetings visited. A complete record of the year's supervisory accomplishments is given under a subsequent heading.

D. Community Program Development

In many counties the projects are county-wide. This is particularly ture in livestock counties. For this reason more attention is given to the county program than to the community program. There are, however, many local problems which are solved through the local community program. The following is an official program showing the major problems in each county agent's work.

COOPERATIVE EXTENSION WORK IN AGRICULTURE AND HOME ECONOMICS
University of Nevada, Agricultural Extension Division and U. S. Department of Agriculture Cooperating

STATE OF NEVADA

PROGRAM OF WORK

All Communities Community LYON County February 1, 1925. Date

PROJECT	LEADERS AND DEMONSTRATORS	GOAL
I. Farm Crops	Henrichs, Strosnider, Hardy	2 different varieties
a. Corn Variety Test	Woods, Miller, Bertrand, Linscott	30 acres Silage
Corn Silage Plots		
b. Wheat Variety test	Not selected	3 Varieties tested
Yields-Winter vs - Spring	Not selected	2 tests- Winter-vs-Spring
Seed Treatment Demonstration	Not selected	2 demonstrations
c. Barley Variety Test	Not selected	3 varieties tested
d. Exhibits	Not selected	5 exhibitors
e. Pastures	Henrichs, Traille, Dixon	1 pasture demonstration
f. Sudan Grass	H. A. Dixon and J. A. Sayre	1 pasture demonstration
g. Potato Seed Texts	A Maionchi, W. L. Blackwell, H. A. McGowan, Wm. Gardiner	2 varieties tested
Early Varieties	Not selected	2 varieties tested
Disease meetings	" "	2 disease meetings
Grading demon - stration	" "	2 demonstrations
Marketing Study	County Agent	1 study
Potato Day and Exhibits	Not selected	1 Potato Day - 50 exhibitors at Nev. Potato Show
II. Animal Husbandry		
a. Grading demonstration	J. D. Yeager	2 demonstrations--assist with marketing
b. Club Work	Not selected	1 club
III. Dairy Husbandry		
a. Better Sires	G. L. Linscott, L. Perry	5 sires placed
b. Cow Testing Assn.	E. Miller	1 ass'n arranged
c. Club		1 club organized

Form 5

COOPERATIVE EXTENSION WORK IN AGRICULTURE AND HOME ECONOMICS
University of Nevada, Agricultural Extension Division and U. S. Department of Agriculture Cooperating

STATE OF NEVADA

PROGRAM OF WORK

All communities Community LYON County February 1, 1925. Date

PROJECT	LEADERS AND DEMONSTRATORS	GOAL
IV. Poultry Husbandry		
a. Bred to Lay Flock	R. H. Oakey	3 bred to lay flocks
b. Houses	Not selected	3 type houses
c. Culling & Feeding	" "	5 demonstrations
d. Show	" "	1 Poultry Show
e. Marketing Study	County Agent	1 Study
f. Club	Not Selected	1 club
V. Rural Engineering		
a. Silo	R. Miller, N.R. Bertrand	1 silo built
VI. Miscellaneous		
a. County Fair	Not Selected	1 county fair
Picnics and East Walker Celebration	" " "	1 picnic and celebration

Form 5

Methods used in carrying to completion projects in the program of work are well illustrated in the report of the County Extension Agent of Clark County for 1923-1924-1925. Other illustrations of methods will be found in the following reports:

Jos. W. Wilson, Elko County, 1925,
C. R. Townsend, White Pine County and Eureka County, 1925,
Thomas Buckman, Washoe County, 1925.

Districts of Agricultural Extension Agents

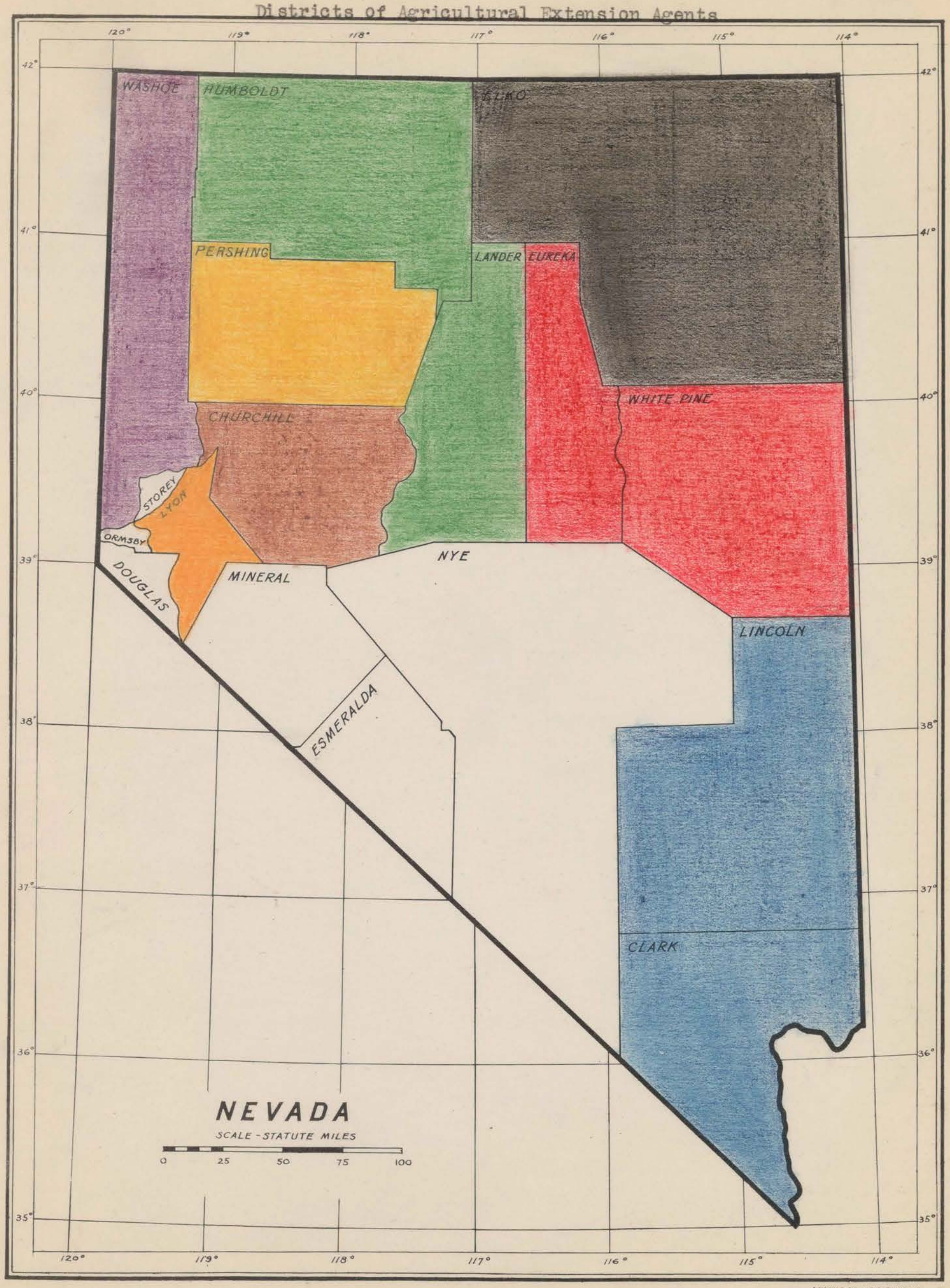

A. HOEN & CO LITHO BALTO MD.

II. SUPERVISORY

II. SUPERVISORY PROGRAM.

A. Central Office

It has not been necessary for the Assistant Director to give any time to central office. Mrs. Eda L. Carlson, who was put in charge of the central office last year, has been very efficient in her administration of this phase of the work. Great credit is due her for the way in which she has been able to keep the office work organized at all times.

B. Supervisory Plan of Work for Assistant Director

The following plan, outlined December 1, 1924, has for the most part, been the guide of the year:

"The work of supervision for 1925 is planned so as to concentrate on four definite lines of work.

1. Supervision
   a. Office
   b. Field

2. Specialist
   a. Farm Account Schools
   b. Cost Surveys

3. Junior Extension
   a. State
      1. Leader training schools
      2. State Camp
      3. Higher quality of work
      4. Increased enrollment

4. Agricultural Extension Goals

The annual report for 1924 has been studied and discussed with the agents. Each county is, this year, preparing charts similar to the attached for checking on program development, and wall charts are being made showing projects and goals in terms of demonstrations.

Supervision by Counties

The same general plan will be followed this year as was followed in 1924, of visiting each county from four to six times during the year, for the purpose of supervision and assistance on the program of work. Meetings with all community and club leaders, directors' meetings, office organization, program analysis, program development, club organization, club follow-up, reports, fairs and exhibits, farm account schools and farm center meetings are the types of work to be done in each county. Each county has its specific weaknesses, and whereas some phases of work are stressed in one county, entirely different ones may be of most importance in others.

Program for Lyon County		Work Completed Each Month												
Project	Goals	Jan.	Feb.	Mar.	Apr.	May	June	July	Aug.	Sept.	Oct.	Nov.	Dec.	Totals
Range Livestock	2 Cattle grading dem.													
	2 wool grading demonstrations													
	1 Market News Service													
	1 Cooperation with Cal. Coop. Cattle Marketing Plan													
Dairy	1 cow testing association													
	5 purebred sires imported													
	1 silo													
	1 calf club, junior													
Poultry	1 poultry show													
	2 bred-to-lay flocks													
	1 bred-to-lay chick project													
	1 poultry house													
	5 culling and feeding dem.													
	1 poultry club													
	1 study for mktg. poultry prod.													
Crops	2 corn variety tests													
	1 silage crop													
	2 wheat variety tests													
	2 spring vs. winter wheat tests													
	3 barley variety tests													
	2 pasture demonstrations													
	2 potato seed imp. plots													
	2 potato disease control dem.													
	2 potato grading demonstrations													
	1 potato show													
	2 potato variety tests													
	50 exhibitors at state pot. show													

Supervision by Types of Work

I. Office Organization

There has been quite an improvement in the office and field records which the agents are keeping, but there is still need for assistance and attention along these lines. One day will be devoted to this phase of supervision during the year in each county.

II. Program Analysis

An attempt will be made to make a complete analysis as to progress being made on planned programs about the middle of the year. The present project plans for 1925 will be used as a basis for checking up on progress of work. A total of nine days has been set aside for this type of work.

III. Program Determination

More time this fall will be given to program determination in each county. A more careful study of conditions in each county is needed in order that the agent will be better able to advise and direct programs of work. Twenty-four days will be spent in this type of work.

IV. Committee Meetings

An attempt will be made to meet with thirty committees in the different counties, to give assistance in this work. Already one meeting of all club leaders was held for an entire day, at which club methods were discussed. More frequent meetings with the different project committees should be a help in strengthening the work.

V. Directors' Meetings

The Assistant Director will meet at least once with each County Board of Directors during the year. It is felt that contact of this sort is beneficial to the Assistant Director and makes possible a better understanding of the work between the counties and the State office.

VI. Publicity

Continued effort will be made to secure more tours and demonstration meetings and a larger attendance at them. While good publicity has been given most phases of the work through the public press, more actual sight publicity by farmers themselves is needed. A total of fifty-one days will be given to this phase of supervision, including six days at fairs and exhibits.

VII. Reports

A plan will be tried this year which we hope will secure more accurate and complete annual reports. A day will be spent with each agent on annual reports, prior to the making out of his county report. Thus, going over what is wanted in the statistical and narrative reports, should bring good results. Nine days will be given to report work during the year.

VIII. Farm Economics

Because of the lack of funds and time, it is not possible to do a great deal of this type of work. Six farm account schools have been planned, and cost surveys on four ranches. This, together with a small amount of agricultural survey work, constitutes about all the work planned for 1925.

IX. Junior Extension Work.

The state plan for Junior Extension work follows this supervisory report and gives in detail what we are working toward in this phase of extension activity. The Assistant Director will devote a large portion of his time this year building up our Junior Extension System, especially local leader training work."

SUMMARY OF COUNTY GOALS OF PROJECTS

1925

N E V A D A

RANGE LIVESTOCK WSP

1 Bull Association
6 Ranch record keeping projects
7 Cattle grading demonstrations
2 Grading and dehorning projects
1 Dehorning demonstration
11 Market News Service
1 Beef feeding demonstration
3 Improved grazing and feeding demonstrations
12 Wool grading demonstrations
6 Cooperation with California cattle marketing plan
1 Higher percentage calf or lamb crops
2 Culling females

DAIRY WSP

3 cow testing associations
1 Cow testing club, junior
1 Cow testing circle
1 Cow testing project - two cooperators
2 Bull associations
2 Tuberculosis control projects - 5 communities
10 Dairy calf clubs
24 Purebred dairy sired placed or imported - 10 dairy cows imported.
1 Car dairy cows imported.
1 Survey of purebred sires
1 Plan for marketing dairy sires
6 Silos
1 Business short course for creamery directors
1 Prospectus and plan for further financing creamery improvements.
1 Ice manufacturing plant for creamery built
1 Well, pumping plant and water system for creamery.
1 Lighting plant for creamery

POULTRY

4 Accredited flocks
8 Bred-to-lay flocks
3 Bred-to-lay projects
12 Cooperators, bred-to-lay chicks.
24 Poultry houses, new or improved.
43 Culling and feeding demonstrations
3 Poultry Clubs.
1 Poultry Show
1 Study for marketing poultry products
1 Poultry short course

CROPS WSP

8 Green manure crops
2 Seed improvement tests
4 Home gardens

CROPS (Cont'd)

1 Grain culture improvement project
3 Alfalfa variety tests
6 Alfalfa Weevil control demonstrations
2 Plans for marketing alfalfa surplus
1 Clover pasture plot
2 Pasture demonstrations
7 Barley variety tests
9 Corn variety tests or plots
5 Junior corn clubs
3 Corn silos
2 Silage crop tests
5 Oat variety tests
3 potato variety tests
4 Potato grading demonstrations
3 Potato disease control demonstrations
22 Potato seed improvement plots
1 Potato tillage demonstration
2 Potato yield projects
1 Potato club
2 Potato Shows
12 Wheat variety tests
3 Wheat surveys
1 Wheat club
5 Spring vs. winter wheat tests
1 Certified wheat seed demonstration
1 Junior market garden club
1 Follow-up on Moapa Growers Association.
3 Exhibits
10 Wheat smut control demonstrations
2 Wheat smut control plots

ENGINEERING

2 Radio schools
4 Pumping plants improved
1 Lighting plant
1 Home Water system. Note: In addition to creamery
1 Irrigation pumping plant

C. Extent of Supervisory Accomplishments

SUMMARY OF FIELD AND OFFICE WORK

	Goal	Results
Meetings with county committees	100	117
Meetings with County Boards of Directors	6	5
Farm Account Schools	3	3
Farm Center Meetings	40	34
Annual Meetings	4	3
Office Organization	6	6
Program Analysis	5	3
Program Development	12	15
Club Work Organization	30	38
Club Meetings, tours, etc.	65	68
Fairs and Exhibits	1	1
Reports	6	0

Number of Days	289	Number in office	130 (or 54.9%)
Holidays, Vacation and Sundays	52	Number in field	107 (or 45.1%)
Actual working days	237		

Counties visited	10	Meetings with Executive Committees	117
Average days per county	10.7	Attendance	1070
Average visits per county	4.1	Other extension meetings	83
Average days per visit	2.6	Attendance	6269
Leadership Training Schools Conducted	10		

County	No. Visits	Total days spent in work	Type of work done
Clark	2	15	(1) (2) (3) (5) (6) club work
Churchill	6	13	(1) (2) (3) (5) Ldr.Tr.Schl - Club
Elko	3	6	(1) (2) (3) (5) Ldr.Tr.Schl - Club
Humboldt	3	4	(1) (2) (3) (5) Club
Lander	1	3	(5)
Lincoln	2	15	(1) (2) (3) (5) (6) Ldr.Tr.School - Club
Lyon	6	11	(1) (2) (3) (4) (5) Ldr.Tr.Schl - Club
Pershing	5	8	(1) (2) (5) Ldr.Tr.School - Club
Washoe	9	21	(1) (2) (3) (5) Ldr.Tr.School - Club
White Pine	2	8	(1) (2) (3) (5) Ldr.Tr.Schl - Club
Total	39	104	

(1) Office Organization, records, and report
(2) Maintenance and training personnel
(3) Program determination
(4) Program Analysis
(5) Subject matter assistance
(6) Publicity

	Clark	Churc.	Elko	Land Humb.	Lyon	Linc.	Persh.	W.Pine
1. Office Organization	Good	Fair	Fair	Fair	Fair	Fair	Fair	Fair
2. Field Records	Good	Fair	Fair	Fair	Fair	Good	Fair	Fair
3. Reports to Reno	Good	?	Good	?	Good	Good	Fair	?
4. Stenographic Help	Yes	Yes	Yes	P.T.	Yes	No	No	No
5. Relation of Program to County Needs	Yes	Fair	Yes	Yes	Yes	Yes	Fair	Yes
6. Definiteness of work	Yes	No	Yes	?	Yes	Yes	No	Yes
7. Evidence of Effective Org.	Yes	No	Fair	No	Fair	Yes	No	Fair
8. Publicity on Dem.	Yes	No	Fair	?	Fair	Yes	No	?
9. Conception of Ext. Work	Good	?	Fair	?	Fair	Good	Fair	Fair
10. Effectiveness of Agr. Dem.	Good	N.G.	Good	?	Fair	Good	Fair	Fair
11. Program Det. Methods	Good	Poor	Fair	?	Good	Good	Poor	Fair
12. F.B. Relations	Fair	Fair	Good	Fair	Good	Good	Fair	Good
13. Junior Activities	Good	Poor	Good	Good	Good	Good	Fair	Fair
14. Confidence of People in Agent	Yes	No	Yes	?	Yes	Yes	?	Yes
15. Use of Frank	O.K.	?	O.K.	O.K.	O.K.	O.K.	?	O.K.
16. Rel. to Business Interests	Poor	Fair	Good	?	Good	Good	Fair	Good
17. Rel. to Public Orgs.	Good	Fair	Good	?	Good	Good	Fair	Good
18. Annual Reports	Good	Poor	Fair	?	Good	Good	Poor	?

1. Office Organization - 6 days

Provision is now made so that every extension office has either full or part time stenographic help. In some cases no one is employed, but funds are available in the budget for this purpose.

All offices have the same general system of office and field records, and reports are uniform throughout the State. The fact that no change has been made in the report forms or system of reporting for three years has facilitated greatly the matter of improving extension reports both in accuracy and completeness.

2. Program Analysis - 3 days

On page 9 of this report will be found the type of sheet used in making an analysis of county work. Early in the year, the agent's entire program, which is made up of various jobs in each project, is so arranged as to fit into the twelve months. Then the monthly itinerary is made and extra work taken on only as time permits. This is then the basis of checking with the agent during the year. This plan has not only been helpful to the supervisor but also to the agents in planning their work.

3. Program Development - 15 days

More time was spent this year giving assistance in program determination than last year. The result, as far as can be measured, shows the value of carefully considering the local situations existing before deciding upon a program. In some cases it has been the policy of the agent to make his year's program in the office, without consultation with the leading men of the county. This has not proven the most satisfactory method. The State Extension Conferences have been a great aid the past two years in truing up our state and county programs.

The annual extension conference held January 26-30 was one of the best we have ever had. Miss Madge J. Reese, of the Office of Cooperative Extension Work, Washington, D.C., gave some find help in the three papers she presented and through conferences.

Following is a copy of the program and the results of the conference.

INDEX

Page

Extension Conference Program - - - - - - - 1

Permanent Committees for 1925 - - - - - - 4

Reports:-

1. Range Livestock Committee - - - - - - 5

2. Dairy Committee- - - - - - - - - - - 15

3. Poultry Committee - - - - - - - - - - 18

4. Crops Committee- - - - - - - - - - - 20

5. Nutrition Committee - - - - - - - - - 33

6. Home Improvement- - - - - - - - - - 35

7. Junior Committee - - - - - - - - - - 36

8. Specialists' Schedules - - - - - - - 38

9. Coordinating Committee Report - - - - 39

10. Reports Committee - - - - - - - - - 49

Special Note:- All agents should keep on permanent file file the 1924 Report of County Agent Committees. No repetition of project plans have been made in the 1925 report. Only new project plans will be added each year.

PROGRAM
for
SIXTH ANNUAL EXTENSION CONFERENCE
Reno, Nevada.
January 26th to 30th, 1925.

(All meetings will be held in the Agricultural Building)

Monday, January 26th

Morning
(Joint Session - Room 105)

9:00-9:20 - 1. Outlook for Extension Work - Cecil W. Creel, Director Agricultural Extension.

9:30-10:00- 2. The University as a Service Institution to the State - Walter E. Clark, Pres. University of Nevada.

10:00-10:30- 3. What the Experiment Station has done in 1924 - Samuel B. Doten, Director Agricultural Experiment Station.

10:30-10:40- Recess.

10:40-11:10- 4. The Farm Bureau - W. A . Hardy - President Nevada State Farm Bureau, and Executive Committeeman, American Farm Bureau Federation.

11:10-11:40- 5. The Work of the College of Agriculture - Robert Stewart, Dean, College of Agriculture, University of Nevada.

11:40-12:10- 6. Cooperation between Office of Demonstrations on Reclamation Projects, and Office of Cooperative Extension work. A. C. Cooley, In charge, Demonstration on Reclamation Projects, U.S.D.A.

12:10-12:30- Discussion, Announcements and Appointment of Committees.

Afternoon
Men's Section - Room 106.

2:00- 5:00- The Range Livestock Industry (Mr. King in charge)
1. Mr. Ernest Winkler - In charge of Grazing, U.S.Forest Service.
2. C. L. Forsling, Director of Great Basin Experiment Station.
3. J. W. McGowan, Forest Supervisor, U.S.D.A.
4. G.W.Willingmyre, Specialist in Marketing Wool, Bureau of Agricultural Economics.
5. Nevada's Livestock Program and Accomplishments in 1924. Thos. R. King, Extension Specialist in Rural Engineering.
6. Committee Work on 1925 Range Program.

Women's Section, Room 102.
(Miss Stilwell in charge)

2:00- 3:00- Subjectives and Objectives of Home Demonstration Work - Madge J. Reese, Office of Cooperative Extension Work.

3:00 - 4:00. Problems of Home Improvement - Miss May Secrest, Assistant Home Demonstration Leader, University of California.

4:00 - 5:00. Discussion.

Evening.

Meeting County Agent Association at request of Pres. A. J. Reed.

Tuesday, January 27th

Morning.
Men's Section, Room 106

9:00 - 12:00 Range Livestock Program Work - (Cont'd.-Mr. King in chg).

Women's Section, Room 102.

9:00 - 12:00 Home Economics Extension Problems in Nevada (Miss Stilwell in charge).

Afternoon.
Joint Session - Room 105.

2:00 - 5:00 Dairy and Poultry Extension Work - (Men and Women - Mr. Scott in charge).

Evening Open.

Wednesday, January 28th.

Morning
Joint Session - Room 105
(Mr. Foster in charge.)

9:00 - 12:00 Crops in Relation to Range Livestock, Dairy and Human Nutrition.

Afternoon.
Joint Session - Room 105.

2:00 - 5:00 Extension Reports. (Mr. Creel in charge).

1. What Extension Reports mean to the Federal Extension office - Madge J. Reese, Office of Cooperative Extension Work.
2. Some things found in the 1924 Annual Reports - Eda L. Carlson.
3. Analysis and discussion of Extension reports in Nevada.
4. Publicity and spread of influence.

Evening

7:00 Extension Party.

Thursday, January 29th.

Morning
Joint Session - Room 105
(Mr. Foster in Charge)

9:00-12:00 1. Junior Extension Work. (All Agents.)
a. The Reinforcing Power of Junior Extension Work
Madge J. Reese, Office of Cooperative Extension Work.
b. Results of work in Nevada in 1924
c. Plans for 1925.

Afternoon
Joint Session - Room 105
(Mr. Creel in Charge)

2:00 1. Ten Essentials in Demonstration Team Work - Madge J. Reese, Office of Cooperative Extension Work.
a. The Junior Club Camp.

2. Round Table Discussions.
a. Extension Policies, Relations, etc.
b. Specialist Itineraries.

(Evening Open)

Friday, January 30th

Morning
Joint Session - Room 105
(Mr. Creel in charge)

9:00 - 12:00 1. Reports of Committees.

Afternoon

2:00 - 5:00 Individual Conferences.

(Evening Open)

1924 Conference Committees.

1. Range Livestock - Mr. King, Chairman; Mr. Brennen
2. Crops - - - - - - Mr. Wittwer, Chairman; Miss McElhinney; Mr. Al Reed
3. Poultry & Dairy - Mr. Ed Reed, Chairman; Miss LeNoir; Mr. Scott
4. Reports - - - - - Mr. Buchman, chairman; Mr. Wilson; Miss Lane
5. Nutrition - - - - Miss McElhinney, Chairman; Miss Stilwell
6. Junior Extension- Miss LeNoir, Chairman; Mr. Scott; Mr. Ed Reed
7. Home Improvement- Miss Zimmerman, Chairman; Miss Lane

Permanent 1925 Committees.

1. Range Livestock - - - - - Chester Brennen, Chairman
Thomas R. King
Joseph W. Wilson.

2. Crops - - - - - - - - - - - J. H. Wittwer, Chairman
A. J. Reed,
Ellen LeNoir.

3. Poultry and Dairy - - - - Thomas Buckman, Chairman.
E. C. Reed.
Ellen LeNoir.

4. Nutrition - - - - - - - - - Flora McElhinney, Chairman
Hazel Zimmerman - Hot School Lunches.
Ellen LeNoir - Food Supplies - Gardens.

5. Home Improvement - - - - Lassie Lane, Chairman
Hazel Zimmerman - Finishing Walls & Woodwork.
Flora McElhinney - Color in Home Decoration.

6. Reports and Methods - - - The chairmen of each of the above committees will constitute this committee with Mr. Buckman as chairman.

7. Note - - - Since no committees are selected for Agricultural Economics or Junior work, each of the above committees will consider these phases of work in their respective recommendations.

The Range Livestock committee of the 1925 Extension workers conference included all county agents from Livestock counties, Mr. Winkler, Mr. Forsling, Mr. McQueen, Mr. Gurr, and Mr. Beam of the United States Forest Service, and Professors F. Wilson and Charles Fleming of the University of Nevada.

The six main headings adopted at the 1924 conference of western directors at Tucson were used as project guides falling under the following heads:

A. Higher percentage of calf and lamb crop.

B. Culling of females.

C. Purebred sires.

D. Improved grazing and feeding methods.

E. Ranch record keeping.

F. Grading.

G. Market News Service.

Definite goals by counties have been adopted covering all these subjects. These goals with briefs on methods for each are submitted herewith.

Respectfully submitted

Thomas R. King

Chairman
Range Livestock Committee.

A. Higher percentage of calf and lamb crop.

a. We recommend that agents undertaking a project for increasing the percentage of calves, make a study of the Calf Crop Survey conducted by Dr. W. H. Hilts.

b. Adequate supply and better distribution of good quality sires. Where possible advocate a uniform type and breed of high quality sires, particularly on a common range, stressing the value of uniform calves.

c. We advocate the adoption of such projects where practical for a higher calf crop percentage, with fewer breeding cows on controlled ranges such as national forests.

d. The keeping of herds or flocks in thrifty condition, especially during the breeding and dropping seasons, even though this necessitates the providing of supplementary feeds.

e. The feeding of breeding females for maternity, milk production and for normal growth.

f. Make sure that bucks are in good "grain fed" condition before placing them in the herd, and as far as practicable provide supplementary feeds for the bucks during bucking season. We also advocate the better feeding of bulls, making sure they are in good serviceable condition before being placed on the range, with the cows.

g. In districts where practical make use of shelter for animals at calving and lambing time.

PROJECT -- CALF AND LAMB CROP.

OBJECT: To secure a higher percentage of calves or lambs from breeding herds.

METHOD: The county agents should cooperate with forest service officials where possible and select demonstrators to carry out demonstrations to increase the calf or lamb crop of his herd or flock.

That all available data be secured from Dr. W. H. Hilts, the United States Department of Agriculture and other agencies concerning results of previous demonstrations.

We recommend that for range animals the forest reserve or fenced pastures are preferable to uncontrolled,open ranges.

1. A survey should be taken showing the number of breeding animals in herd and percentage of calves in past years. Survey should include both males and females.

2. Weights and ages of steers and cows sold during past years should be recorded if possible.

3a. Keep cows in fenced pasture during breeding season and supply with adequate number of thrifty bulls.

3b. Maintain riders through cooperation with livestock associations for proper distribution of sires among the breeding herds, with four bulls to the hundred head of females.

4. Keep all breeding animals in thrifty condition by additional winter feeding if necessary, or reduction of breeding herd to insure more pasture and feed per animal.

5. In districts where practical make use of shelter for animals at calving or lambing time.

6. Cull known non-breeding females and prevent breeding of heifers before twenty months of age. Watch heifers at calving time.

7. Make sure that bucks are in good "grain fed" condition before placing them in the herd, and as far as practicable provide supplementary feeds for bucks during bucking season.

Make provision for the better feeding of bulls, making sure that they are in good, serviceable condition before being placed on the range.

See that the bulls be rested for at least one portion of each year, i.e., no bull should be allowed to stay with the herd more than the full calendar year.

Give results publicly through the press, at public meetings, and demonstration tours.

A comparison with state averages in calf and lamb crop percentages should be valuable in effectually visualizing successful results.

Pictures and charts are also suggested as an aid to effective publicity.

GOAL: Two demonstrations be started in 1925 to increase the percentage of calves and lambs in the breeding herd. Such demonstrations should run for two or more years.

B. Culling of females.

I. Recommendations:

We advocate for each livestock county at least one demonstration project of culling undesirable types of breeding cows and ewes.

II. Goal

One culling demonstration for cattle and sheep for each livestock county.

III. Method

1. Grade and dispose of aged cows, off colors, and undesirable types.

2. Grade and dispose of non-breeders.

3. Discourage the practice of the sale of good age, fat, dry cows.

4. Encourage the spaying or sale of cull cows and undesirable heifers.

5. Removal of gummers, (over aged sheep), and those with deformed udders and light weight fleeces.

IV. Location:

_____, Nevada.

V. Object

To grade and dispose of non-breeders, aged females, off colors, undesirable types, and those with bad udders; light fleeces, etc.

VI. Goal for 1925:

Hold one grading demonstration each for the culling of cattle and sheep in each livestock county.

VII. History:

One of the big difficulties encountered in improving the livestock in the state is that stockmen do not dispose of undesirable types among their female stock. He has long recognized the importance of the purebred sire, and has relied almost solely on that method in improving the herds and flocks. The stockmen to meet market demands in many cases dispose of thrifty young cows and heifers and keep the weaker females for their foundation stock, thereby in a large measure checking advancement made thru the use of purebred sires.

VIII. Procedure:

1. The subject matter used in this work will be a study of the recent calf crop survey by Dr. W. H. Hilts.

2. A thorough understanding of the proposed plan to be undertaken by all cooperating parties; such as local leaders, specialists, etc., and in districts where forest supervisors operate it is expressly recommended that Extension Agents work up the project plan together.

When	What	Who	Completed
	1. Discuss with County Farm Bureau Directors the plan for female culling demonstration.	Co. Agt.	
	2. Discuss plans with local livestock ass'ns. and prospective local leaders	C.A.& Directors	
	3. Appoint project committee	F.B.Pres. or Livestock Ass'n. Pres. Co.Agt.	
	4. Arrange for specialists to grade out culls at demonstration meeting.		
	5. Complete details advertising, publicity and meeting dates.	Community Officers & local leaders	
	6. Notify all stockmen concerned	Committee	
	7. Secure adequate number of livestock of various classes and grades and deliver them to and from the demonstration.	Committee	
	8. Provide corrals, chutes and equipment necessary to conduct demonstration.	"	
	9. Give newspaper publicity, cuts, write ups and etc.	"	
	10. Conduct demonstration. Sort and discuss various grades and classes of livestock. Recommend types to be culled out.	Specialist & Co.Agt.	

IX. Date _____

_____
Pres.Co.F.B. or Pres.Livestock Ass'n.

_____

_____
County Agent

C. Purebred Sires - Sheep.

We recommend that four demonstrations be held in the State to show the value of pure-bred rams on range or farm flocks, preferably range flocks, and that two demonstrations be made with wool breeds, and two demonstrations be made with mutton breeds.

Method:

1. Secure records of weight of fleece of ewes and breeding of ewes of herd previous to introduction of pure-bred rams. Also records of breeding of grade rams used.

2. Secure records showing average in the community of weight of fleece, of sheep and weight and age of lambs when sold.

3. Any demonstration inaugurated should be confined to one breed of pure-bred rams on range ewes, i.e., if demonstration starts with pure-bred rams of Hampshire breed, he should continue with that breed during demonstration.

4. Demonstration tours, news paper publicity, etc., are recommended also. All available information from the United States Department of Agriculture, Forest Service, and other agencies be secured for furthering this project.

5. Records of results should be tabulated and given wide publicity. Also demonstration tours and meetings should be held at demonstration.

****

Purebred Range Bulls.

Object: To increase percentage of calf crop and grade of range cattle.

Goal: To introduce purebred, registered or certified (preferably registered) bulls in 1925, in Nevada.

Procedure: Publicity through local newspapers, letters, personal calls, committee and community meetings, giving results of surveys of State Board of Livestock Commissioners, and other cooperating agencies.

We recommend that where purebred bulls are introduced that records be obtained if possible showing increased value of cattle through use of purebred bulls.

We recommend that the exchange of purebred bulls between individuals and between associations be promoted and endorsed.

We recommend that the county extension agents, cooperate with the Forest Service in the organization of local livestock associations on National Forests and in furthering the adoption of purebred bull rules by such associations, and that where possible such associations be formed to cover range outside National Forests.

D. Improved Grazing.

We recommend that three enclosed plot grazing demonstrations be given in the state of Nevada.

Method:

1. That county agent with cooperation of local forest range and committeeman select sites where enclosed areas are adjacent to intensively grazed range.

2. A grazing specialist be secured from Forest Service, U. S. Department of Agriculture or other agency to give talk at demonstration plot.

3. That proper publicity be given by newspapers, letters, personal calls, community meetings and public meetings.

4. Any areas where deferred and rotation grazing is practiced should be considered for demonstration purposes.

We recommend that at least three stockmen in the State construct enclosed areas on the open range during 1925. The size of enclosed areas to be approximately one rod square and enclosed with rabbit proof wire netting.

We recommend that the county extension agents cooperate with local forest officials to obtain demonstrations of one night and open system of grazing of sheep.

We recommend that the county agent in cooperation with forest officials encourage at least two sheepmen in the state to practice one night and open method of herding, including restriction in the use of dogs and the grazing instead of driving of sheep to water.

Records should be made of the weight of lambs at shipping, condition of ewes at the end of the season, area of range utilized and the condition of the range at the close of the season. These data should be compared with comparable areas nearby.

We strongly recommend that the University Extension Division compile the results of the livestock demonstration in the state at the end of each year and that this data be distributed to the county agents, and interested cooperating agencies and livestock men.

Joseph W. Wilson,
Chairman.

Report of Sub-committee on Range Livestock.

E. Ranch record keeping and cost studies.

1. That the services of a specialist on cost accounting be secured if possible on the same terms that Mr. Wallace is coming into the state to put on livestock grading demonstrations.

2. That in case the services of such a specialist cannot be obtained, the agents secure from cooperators cost account surveys on range cattle and sheep.

3. That definite goals be set at this conference for each county.

F. Grading.

1. That Mr. Wallace's itinerary for Nevada, from March 16th to April 3rd, be accepted on the terms stated in Mr. Lloyd's letter of January 6th, 1925.

2. That the 1924 Nevada Extension outline on grading range livestock be used for 1925.

3. That weutilize in so far as possible the services of the wool marketing division of the Bureau of Agricultural Economics, in wool grading demonstrations and other services.

G. Market News Service.

1. That Mr. Metcalf furnish questionnaire for agents to report at certain intervals, the livestock situation in their respective territories, the same to be sent in through the regular extension channels for compilation.

2. That present data be made more available to the people of the state by having cooperators in each community receive and post daily crop and livestock market reports and information on local movements of cattle and prices.

Robert G. Foster, Chairman
A. J. Reed,
Thomas King,
Thomas Buckman.

	Washoe	Church.	Pershing	Humboldt	Elko	W. Pine	Lincoln	Clark	Lyon	Lander & Eureka
Higher % calf & lamb crop	0	0	0	0	1 beef or sheep	1-beef 1-sheep	0	1-bull	0	0
Culling of females	0	0	0	1 beef	1 beef or sheep	0	0	0	0	0
Improved grazing & feeding methods	0	0	0	1 beef	1 beef	1 sheep	0	1 beef silo	0	0
Ranch Record Keeping	0	0	0	1 beef	0	1 beef 1 sheep	1 beef	1 beef	0.	0
Grading and Dehorning	1 Gr	1 Gr	1 Gr	0	2 Gr	1 dehorn	1 gr	1 gr	2 gr	0
Wool	0	1	1	2	2	1	1	0	2	1
Market News Service	1	1	1	1	1	1	1	1	1	2
Cal.Coop. Market Plan	1	1	1	1	1	0	0	0	1	0

	Washoe	Church.	Pershing	Humboldt	Elko	W. Pine	Lincoln	Clark	Lyon	Lander & Eureka
Higher % calf & lamb crop	0	0	0	0	1 beef or sheep	1-beef 1-sheep	0	1-bull	0	0
Culling of females	0	0	0	1 beef	1 beef or sheep	0	0	0	0	0
Improved grazing & feeding methods	0	0	0	1 beef	1 beef	1 sheep	0	1 beef silo	0	0
Ranch Record Keeping	0	0	0	1 beef	0	1 beef 1 sheep	1 beef	1 beef	0.	0
Grading and Dehorning	1 Gr	1 Gr	1 Gr	0	2 Gr	1 dehorn	1 gr	1 gr	2 gr	0
Wool	0	1	1	2	2	1	1	0	2	1
Market News Service	1	1	1	1	1	1	1	1	1	2
Cal.Coop. Market Plan	1	1	1	1	1	0	0	0	1	0

REPORT OF DAIRY COMMITTEE

The dairy committee respectfully presents this report and recommends the following:

1. That two hours on the second day of the Annual County Extension Agents Conference be set aside for reports of agents on progress of the dairy project.

II. That this program extending to 1930 be accepted.

III. That each county agent report to this committee each year the number of dairy herds and breed, together with names of owners in his territory with and without pure bred dairy sires.

IV. That this report be adopted as read.

Recommendations:

1. Increase in Dairy Cows

a. Under the existing conditions we believe that the natural increase in dairy cattle will be sufficient to take care of the increased dairy needs of the state provided they are properly distributed and that this increase will give approximately the following numbers:

1925	1926	1927	1928	1929	1930
26,820	30,620	35,460	40,100	44,920	51,500

b. We recommend that an effort be made to confine necessary purchases in any community from within the state.

c. Since profitable future dairy herds depend upon the proper development of the dairy heifer, we recommend that special attention be given to proper feeding and care. In this connection we expecially stress the proper maturity of heifers before they freshen. The proper age of freshening is as follows:

Holstein and Ayshires - 27-30 months
Jerseys and Guernseys - 26-28 months

2. Cow Testing

We recommend that as a state goal there be a cow testing association in every dairy county by 1930 and that cow testing circles and clubs be established and continued each year to attain this goal.

3. Better Dairy Bulls

The underlying factor, on which depend the increased dairy industry, is the securing of more high quality sires.

The goal for 1930 shall be one high quality register dairy sire at the head of each dairy herd in the state.

4. Silos.

Recognizing the value of succulence in the dairy ration, we recommend that one silo or a pasture as the equivalent in soiling crops furnishing succulence amounting to at least 20% of the ration, be made available for every dairy herd in the state by 1930.

5. Dairy Calf Clubs.

a. One dairy calf club in every dairy community.

b. That these calves shall be of one breed and that they shall be sired by registered animals backed by official records and that their dams shall have a minimum yearly record of at least 300 lbs. of butterfat or its equivalent.

17

D A I R Y

Project	Churchill	Clark	Elko	Humboldt	Lyon	Lincoln	Pershing	Washoe	White Pine
1. Increase no. of cows							6 % Increase		10
2. Cow Testing	1 Jr. Clb 1 Assn.	1 Smith-Hughes Project		1 circle	1 assn.		1 circle	1 assn. of 600 cows	
3. Special									Creamery 1 Ice plant 1 water system 1 ltg.plt
4. Better Dairy Bulls	1 campgn. 10 bulls 1 mktg. plan	1 assn.	2		5	1 assn.	2	5 1 survey	
5. Silo & Barn Constr.		3	1		1	5		1	
6. Dairy Calf Clubs	3		3		1	1 club 20 members.		1	1

17

D A I R Y

Project	Churchill	Clark	Elko	Humboldt	Lyon	Lincoln	Pershing	Washoe	White Pine
1. Increase no. of cows							6 % Increase		10
2. Cow Testing	1 Jr. Clb 1 Assn.	1 Smith-Hughes Project		1 circle	1 assn.		1 circle	1 assn. of 600 cows	
3. Special									Creamery 1 Ice plant 1 water system 1 ltg.plt
4. Better Dairy Bulls	1 campgn. 10 bulls 1 mktg. plan	1 assn.	2		5	1 assn.	2	5 1 survey	
5. Silo & Barn Constr.		3	1		1	5		1	
6. Dairy Calf Clubs	3		3		1	1 club 20 members.		1	1

Your Poultry Committee recommends:

1. That we endorse the poultry program adopted by the State Farm Bureau at its annual convention, a copy of which is attached.

2. That in order to carry out these projects we adopt the following goals distributed among the counties according to the accompanying schedule:

   a. Seven accredited breeding flocks.

   b. Lists of recommended hatcheries to be distributed in each county and a check kept on the results of shipments.
      (1) 27 bred to lay flocks established.

   c. 28 poultry houses built or remodelled according to accepted plans.

   d. 59 cooperators in the feeding and culling project.

   e. Five poultry clubs.

   f. One poultry show; one school.

Ellen LeNoir, Chairman,
Edward C. Reed,
V. E. Scott.

POULTRY

Project	Churchill	Clark	Elko	Humboldt	Lyon	Lincoln	Pershing	Washoe	White Pine	Lander
I. Accredited flocks.	1	1	2				1	2		
II. Bred to lay flocks	1	12	1	1	2	1	4	2	1	3
III. Poultry houses	3	7	1	2	1	1	5	5		
IV. Culling and feeding	3	7	2	6	5	3	10	10	6	7
V. Poultry Correspondence.										
VI. Marketing Turkeys										
VII. Poultry Clubs			1		1	1	1		1	

19.

POULTRY

Project	Churchill	Clark	Elko	Humboldt	Lyon	Lincoln	Pershing	Washoe	White Pine	Lander
I. Accredited flocks.	1	1	2				1	2		
II. Bred to lay flocks	1	12	1	1	2	1	4	2	1	3
III. Poultry houses	3	7	1	2	1	1	5	5		
IV. Culling and feeding	3	7	2	6	5	3	10	10	6	7
V. Poultry Correspondence.										
VI. Marketing Turkeys										
VII. Poultry Clubs			1		1	1	1		1	

CROPS COMMITTEE REPORT.

As submitted by J. H. Wittwer, Chairman, A. J. Reed, and Miss Flora McElhinney, with E. C. Reed, Thomas Buckman, Professor V. E. Scott, and Dean Robert Stewart, ex-officio members.

The marketing of surplus alfalfa hay of Western Nevada is becoming a serious problem, because the acreage in hay is increasing and the cattle available upon farms have not increased to the point where absorption of this surplus is going on at the rate of the increase of in planting.

On the Newlands Project the dairy cow population has trebled since 1917 to 1924 and the surplus hay has increased from 16,000 tons in 1921 to 32,000 tons in 1924. It can also be noted here that 2,000 additional acres a year is coming in with new hay, and this may be continued up to the point when a total of 56,000 acres will be under cultivation below Lahontan Dam. There is roughly here 40,000 acres below Lahontan Dam at the present time.

The Walker River Irrigation Company is building additional storage, which will increase the cultivated area in that district materially.

Additional storage upon the Humboldt River at Lovelock will bring in a steady increase of cultivated land over the 26,000 acres now under cultivation.

We are not taking into consideration the increase that will occur with the building of the Spanish Springs reservoir, which many people believe will not be ready by 1930, which is the five year period that we are discussing.

In this report we are endeavoring to point out the trend of alfalfa land production and market during the dry year 1923 and 1924. The ranges dryed up to such an extent that a great deal of cow stuff has been shipped to market to relieve the shortage of feed on the ranges.

We are hoping that alfalfa meal mills will furnish a competitive market in addition to the increase of feeding lambs and feeder cattle from Western Nevada ranges. Sheep being especially on the increase at the present time, it is hoped that more lambs will be thrown into these districts for feeding.

It will be necessary for this committee to determine as near as possible the ranges of water shortage, as it has been done by a special committee investigating Spanish Springs. We will then have some definite information upon which to base our judgment.

It will also be necessary to determine the trend of alfalfa acreage in the Rocky Mountain and Pacific Coast states.

Farmers generally speaking can devote a higher percentage of land to the cereal crops, wheat and corn especially, so that the local market for these feeds can be supplied.

Analysis of Crop Production in Nevada.

I. Alfalfa, wheat, barley, oats and potatoes are the principal crops raised in Nevada. A large surplus of alfalfa hay was produced in 1924 despite the drought in most sections. Indications are that this surplus will be larger in the very near future as more land is being developed yearly on the Newlands Project and in the Walker Irrigation District. Additional alfalfa acreage can be expected along the Humboldt River as reservoirs to store the flood waters are constructed. Up to this year from 25,000 to 47,000 tons of alfalfa has been sold in California markets but the market is now shut off and a market must be provided for it at home with the exception of that portion which can be ground into alfalfa meal.

The problem confronting our Nevada farmer then is to develop other means of disposing of his alfalfa or to cut down his acreage. He can cut down his acreage some by planting wheat, barley, oats, potatoes, etc., but eventually must return to alfalfa. So we will probably always have a problem as to what to do with surplus alfalfa hay despite production of other crops and feeding of livestock.

II. Nevada does not produce enough wheat, barley or oats to supply her own needs. One Reno firm imports over 200 tons of cereals annually for consumption and distribution in Reno and western Nevada. This shows there is room for more development along this line at least in the production of cereals for feeding livestock. If Idaho and North Dakota flour mills can sell us flour cheaper than we can produce it, let them do it, but we should raise our own livestock feed and not pay freight on it.

Wheat, barley and oats fit well into our crop rotation. We are almost compelled to raise wheat or oats because the best alfalfa stands are secured when these are used as nurse crops. The practise in many places is to follow potatoes with alfalfa and wheat.

III. Potatoes are a crop for which Nevada is noted. Our quality is first class and is so recognized on the markets but our grading must be improved. Approximately 600 cars of potatoes are exported annually. The acreage is approximately 5000 acres. This can be increased with profit as there is an excellent market in California for this product, where 4000 cars of potatoes are imported annually. This increase should be made with care and only in those sections where soils, freight rate, etc., are favorable.

COMMITTEE RECOMMENDATIONS.

I. To enable more consistent understanding, assembling of necessary data, and the development of a continuous crops program from respective county and statewide standpoint, the crops committee recommends:

1. That a permanent crops committee be appointed at this conference, and

2. That a complete survey of agricultural imports and exports at the close of each year be made (beginning with 1924 production and consumption) and reported to the chairman of the crops committee for use at each extension conference as a basis on which to determine future crops programs of work.

3. The checking up by each agent of such crops program that might have been outlined in 1922 to date with specific recommendations for each of the years - 1925 (See Table I).

4. The determination of tentative goals for the close of the succeeding four years, 1927-1930.

5. That crop programs shall be based upon needs of the following factors:

   a. Range livestock - beef cattle and sheep.
   b. Dairy industry.
   c. Poultry industry.
   d. Soil fertility.
   e. Human nutrition.

6. That the State Farm Bureau crops committee report as adopted at their 1925 annual conference be approved and supported. (Copy attached.)

TABLE I.

Crop.	Chur.	Clrk	Elko	Humb.	Lyon	Lincln	Porsh.	Tas-hoc	Whito Pino	Euro-ka
Alfalfa										
Variety				1				2		
Insects								6		
Marketing	1						1			
Clover										
Pastures	1									
Green manures		8								
Corn										
Variety	1	2		2	2		1	1		
Seed Improvement		2								
Club	3	2								
Silage Tests		3			1			1		
Tillage										
Wheat										
Survey	1						1	1		
Variety	3			4	2			5		
Spring vs Winter				1	2			2		
Smut		2			2			10		
Cert. seed								1		
Tillage										
Club.				1						
Barley										
Variety				1	2			3		
Culture										
Rye										
Green manures										
Pastures					2					
Potatoes										
Yield			2							
Club		1								
Seed Improvement					2			20		
Disease					2			1		
Grading					2			2		
Show					1-50			1		
Varieties				1	2					
Tillage				1						
Market Gardens		1								
Club										
Home Gardens	2	2-24	16-40	2-	2-10	2-18	2-5	10-20	2-25	1-2
Berries										
Orchard										
Vineyard										
Oats										
Variety Tests								5		
Culture			1							
Special		1								
Exhibits		2			5			1		

STATE FARM BUREAU CROPS COMMITTEE REPORT.

Your Committee on Crops begs to submit the following report:

We endorse the crop production program as outlined by the Tucson Conference, U.S.D.A. Circular No. 335.

We further endorse the outline of the 1924 Nevada Extension Committee on crops. Copies of these outlines can be obtained at the Nevada Extension Office.

We recommend the issuing of a circular on up-to-date hay-making methods by the Experiment Station.

We endorse the standardization of farm crops as outlined by the Nevada State Agricultural Grading Act.

We commend the following petition to the Director of the Nevada State Agricultural Experiment Station:

WHEREAS, the soils of Clark County present more difficult problems in soil fertility; and

WHEREAS, there is no adequate supply of barnyard manure available, either through production or by importation, and

WHEREAS, the future outlook is favorable for an ever increasing demand for highly specialized crops such as asparagus and other vegetables; and

WHEREAS, Clark County climatic conditions provide a means of growing these highly specialized crops giving practically an all year round supply for market, and

WHEREAS, Clark County has approximately 10,000 acres of lands that could eventually be utilized for the production of such crops herewith enumerated;

NOW THEREFORE BE IT RESOLVED, that we, the Moapa Growers, Inc., and the Moapa Valley Farm Bureau in session this, the 12th day of January, 1925, cooperate with the Clark County Farm Bureau in petitioning the Nevada State Experiment Station to conduct Field Commercial Fertilizer Experiments in Clark County in accordance with plans as may be adopted and approved by the Director of the State Experiment Station.

7. That for consideration in all state and county crops programs of work, there shall be included those crops enumerated and adopted at the Tucson Conference, copy following, in so far as consistent practice and utility of same will serve Nevada's conditions most effectively, namely:

   1. Forage Crops.
      a. Alfalfa
      b. Tame Hay
      c. Pasture
      d. Sweet Clover.

   2. Cereals
      a. Corn and other silage crops.
      b. Wheat
      c. Barley
      d. Oats
      e. Sorghums.

   3. Pastures

   4. Potatoes and other cash crops.

   5. Miscellaneous.
      a. Home gardens
      b. Orchards and small fruits.
      c. Vineyards
      d. Truck Crops.
      e. New crops.

UNITED STATES
DEPARTMENT OF AGRICULTURE
DEPARTMENT CIRCULAR 335
Washington, D. C. December, 1924

AN EXTENSION PROGRAM IN CROP PRODUCTION TO REENFORCE RANGE LIVESTOCK, DAIRYING, AND HUMAN NUTRITION FOR THE WESTERN STATES

W. A. LLOYD,
Regional Agent In Charge, Western Division, Office of Cooperative Extension Work

CONTENTS

	Page		Page
Foreword	1	Report of committee on human nutrition	5
Report of committee on range livestock	2	Report of committee on farm crops	7
Report of committee on dairying	3	Conclusion	15

FOREWORD

In 1922 certain Western States, namely, Arizona, California, Colorado, Idaho, Montana, Nevada, New Mexico, Oregon, Utah, Washington, and Wyoming, decided to hold a series of program-making and fact-organization conferences. The first of these conferences was held at Fort Collins, Colo., in November, 1923, at which tentative extension programs in range livestock, dairying, and human nutrition were adopted. Previous to this conference and in preparation for it, fact-organization committees in the above lines of work had been appointed by the various State colleges and by the U. S. Department of Agriculture.

The Fort Collins conference, after adopting the tentative programs,[1] appointed standing committees on these subjects to review the work of the conference, report progress, and make suggestions for modification and procedure at future conference. Farm crops, as a reenforcement of the program in range livestock, dairying, and human nutrition, was selected as the conference topic for the Western States extension conference, which was held at Tucson, Ariz., November 3 to 8, 1924. A regional crops committee was appointed to assemble facts and make recommendations at Tucson. During 1924 this committee confined its work to alfalfa, corn, and barley to reen-

[1] These programs were published in U. S. Dept. Agr. Circ. 308, An Extension Program in Range Livestock, Dairying, and Human Nutrition for the Western States.

21355°—24

force the range livestock and dairy program, to home gardening and fruit to reenforce the human-nutrition program, and to potatoes and wheat as cash crops. Special crops committees were also appointed in most of the western State agricultural colleges to organize the experiment station records relating to the subject.

At the Tucson conference representatives from each State made a graphic report showing the crop projects emphasized since 1913, the number of counties involved, where crops were now receiving the most emphasis, and the reasons for the present crop program.

The Bureau of Plant Industry of the U. S. Department of Agriculture assembled data relating to western crop production which were presented to the conference.

The standing committees on range livestock, dairying, and human nutrition made comprehensive reports showing the extent to which the recommendations made at the Fort Collins conference had been adopted in the States and counties and made specific recommendations as to where the emphasis on these projects should be placed in 1925. The Bureau of Agricultural Economics presented papers and accompanying facts bearing on the economic aspects of range livestock and dairying in the West with special reference to existing programs in these subjects, and also assembled and presented facts relating to diversification in the West, its limitations and possibilities.

The assembled data and the papers presented at the conference were referred in advance to appropriate committees, which brought in their reports. These reports were in turn referred to a coordinating committee, which considered the separate reports from the standpoint of their reenforcing one another.

In addition to the standing committees, the extension directors and extension agronomists from the Western States participated in the conference. The following divisions of the U. S. Department of Agriculture sent one or more representatives: Extension Service, Bureau of Agricultural Economics, Bureau of Plant Industry, Bureau of Dairying, Bureau of Home Economics, Forest Service, and Bureau of Biological Survey.

Following is the report of the coordinating committee as adopted by the conference.

REPORT OF COMMITTEE ON RANGE LIVESTOCK

(1) We, your committee on range livestock, believe that the keynote to the work for 1925 and 1926 should be fewer and better livestock as a general western policy, with such adjustment of the ratios between different classes of livestock as regional economic conditions warrant. In carrying out this program, which we consider to be of immediate importance, we recommend special emphasis upon the following projects:

(*a*) Culling females.
(*b*) Higher percentage of calf and lamb crop.
(*c*) Purebred sires.
(*d*) Improved grazing methods.
(*e*) Ranch record keeping.
(*f*) Grading.
(*g*) Market news service.

(2) We urge upon extension directors the importance of increased participation in the range-livestock program by county extension agents.

(3) We again recommend that the Department of Agriculture continue its efforts to employ a range-livestock extension specialist.

(4) We recommend that the Department of Agriculture develop a periodical outlook report for cattle and sheep to be disseminated in the range-livestock producing areas.

(5) The development of range-livestock extension work is seriously handicapped because of the want of a settled public-land policy. It is, therefore, suggested that a fact-finding committee be appointed by the President of the United States to investigate the whole subject of the most desirable public policy to be pursued in regard to the remaining public land.

(6) We commend the economic studies of the costs and methods of range-cattle production made by the Department of Agriculture in certain range areas of Colorado and Texas, and we recommend that the Secretary of Agriculture be requested to initiate an economic survey of the range-livestock situation, such study to be as comprehensive as funds and personnel permit.

C. F. Monroe,
Chairman, Extension Director, New Mexico,
S. B. Nelson,
Extension Director, Washington,
C. U. Pickrell,
Extension Animal Husbandman, Arizona,
E. J. Iddings,
Extension Director, Idaho,
C. V. Whalin,
Investigator in Marketing Livestock and Meats,
Bureau of Agricultural Economics,
U. S. Department of Agriculture,
Committee.

REPORT OF COMMITTEE ON DAIRYING

The work of the dairy committee for 1924 has been directed mainly to the trend of dairy development in the western region and to the methods used. The program adopted last year at the Western States conference has been found to be sufficiently broad and well grounded as to require no immediate change or modification of procedure. The increase during the last year in the number of milk cows 2 years old and over in the Western States has been 14.3 per cent, according to United States surveys and estimates. The rapid increase in production for meeting consumption demands of the western region, together with the increase in population, offers problems which emphasize our dependence upon economic studies and interpretation by department specialists of conditions from a regional and national viewpoint in order that our Western States may use the information so gained in making their own programs and goals more definite.

Since cow-testing association work has been and will continue during 1925 to be one of the major dairy projects, we would call special attention to the reports made this year by the Bureau of Dairying on possible methods of spreading the influence and practice of testing. No definite progress can be reported at this time on testing circles, though several have been used to a limited extent in a few of the States. The problems of reorganizing associations and the comparatively small number of dairymen reached through associations continue to be the weakest parts of testing work.

The introduction of purebred sires ranks with cow-testing associations as a major project. The problem of obtaining proven sires or those good enough to increase the production of offspring in the high-producing herds is paramount. It is here that the bull associations are especially needed for procuring the best sires obtainable. Studies by the Bureau of Dairying in one instance show that the production of about 20 daughters of bull-association bulls, when compared with the production of their dams, showed an increase in both milk and butterfat of about 18 per cent, the association production of the dams being slightly below 300 pounds butterfat.

We believe that our greatest problem in the immediate future will be to stabilize the dairy industry in order to hold the ground gained in the recent expansion. This can be accomplished mainly by more efficient production and by campaigns informing the producers of the great losses incurred through rapid changing in farm enterprises. This year winter feed is insufficient and high in price throughout the entire western region. Wheat prices have been high enough to encourage many farmers to sow larger wheat acreage this fall to the exclusion of other farm enterprises.

Studies made of the dairy extension procedure of the last year conform with the recommendations in our dairy program that the main projects followed over all the States of the West are fundamental ones, such as cow-testing associations, introduction of purebred sires, and better feeding. In these fundamentals the subject matter of the work has been well developed. In continuing these fundamental projects our need is a wider adaptation of practices advocated. To this end we would reiterate and urge the greater use of tours, campaigns, and publicity. The U. S. Department of Agriculture can aid us very materially through the employment of a dairy specialist for the Western States with the ability, training, and experience to give the Western States help in planning their programs from an economic and production viewpoint. It would seem that the distribution of subject matter on cow-testing associations, bull associations, and butter manufacture has progressed far enough to warrant the change from subject-matter specialist help to aid in the building of economic programs.

ROUD MCCANN,
Chairman, Extension Director, Colorado,
PAUL V. MARIS,
Extension Director, Oregon,
S. C. THOMPSON,
In Charge, Dairy Introduction Section,
Bureau of Dairying,
U. S. Department of Agriculture,
Committee.

REPORT OF COMMITTEE ON HUMAN NUTRITION

For future work in the Western States the greatest need seems to be concentration on a few fundamental phases of the nutrition problem in order to cover the field with the few workers and limited funds available.

Other needs are more definite goals, expressed in concrete terms of percentage increase wherever possible, and definite and accurate methods of measuring results obtained.

The following recommendations are therefore made:

(1) That each State assemble data indicative of nutritive conditions and food supply. Suggestions as to information to be included in this study, together with sources of data, are appended to this report.

(2) That the following lines of work be emphasized in 1925 as fundamental to a unified nutrition program in the Western States. It is recognized that methods of carrying out the work must be adapted to conditions in individual States.

(*a*) Recognition of points indicating good nutritive condition.
(*b*) Food habits for health, based on suggested food-habits standard.
(*c*) Preparation of milk and vegetable dishes and of other essential foods as needed.
(*d*) Systematic plan for food preservation, including home storage to meet dietary needs.
(*e*) Farm food supply adequate to meet dietary needs. Suggested standards are appended, and it is recommended that this be undertaken in cooperation with agricultural workers.
(*f*) Growth work in connection with junior extension activities. It is suggested that at first this be introduced in a limited way to develop methods which may later be carried out on a larger scale.

(3) That the U. S. Department of Agriculture, through its Bureau of Home Economics, provide for the attendance of a research worker at the 1925 Western States extension conference to report latest findings in human-nutrition investigations and to indicate their application to extension work in this region.

(4) That each State undertake to educate its extension forces to the necessity for a well-developed nutrition project in the State program and to get their full cooperation in carrying it out. This recommendation is made in the belief that the nutrition project holds a key position in any State extension program the ultimate objective of which is to develop a physically efficient and economically sound standard of rural living.

(5) That in setting forth the need for nutrition work throughout this region the following points be emphasized:

(*a*) A well-balanced ration is indispensable for normal growth of children, normal resistance to disease, maximum ability to do sustained muscular work, production of sound offspring, feeling of physical well-being, and a hopeful outlook on life.
(*b*) Positive health is an economic asset because it improves morale, increases earning power, and decreases expenditures for doctor, dentist, and druggist bills.
(*c*) Nutrition teaching, by setting a standard for a well-balanced ration, encourages the production of a larger proportion of the family food supply on the farm, thus not only insuring a more adequate diet but keeping money at home.

(*d*) Especially at the present time the ability to do sustained muscular work, the feeling of well-being, the hopeful outlook on life, and the keeping of money at home are important elements in the success of the farming enterprise.

C. W. Creel,
Chairman, Extension Director, Nevada,
Rena B. Maycock,
State Home Demonstration Leader, Utah,
Eva F. Smith,
Nutrition Specialist, Colorado,
Miriam Birdseye,
Field Agent, Nutrition,
Office of Cooperative Extension Work,
U. S. Department of Agriculture,
Committee.

APPENDIX

Following are data to be included in study of nutritive conditions and food supply, and approximate standards for home food production.

I. NUTRITIVE CONDITIONS

(1) Physical defects of drafted men as shown by the report of the War Department: Tuberculosis, curvature of the spine, defective teeth, goitre, diseased tonsils, flat-footedness, and underweight.

(2) Deaths due largely to nutritive conditions as shown by State board of health records: Infant diseases, diabetes, nephritis, tuberculosis, and pneumonia.

(3) Physical condition of children as shown by reports of State child-hygiene bureaus and other public agencies: Underweight, defective teeth, adenoids and diseased tonsils, thyroid enlargements, and evidences of rickets.

(4) Nutritive condition and food habits of children and adults as shown by records obtained through extension activities, such as food selection, child feeding, growth standards, and corrective diets.

II. FOOD SUPPLIES

(1) As shown by reports of the Bureau of the Census—

(*a*) State: Percentage of farms reporting swine, dairy cows, butter, chickens, potatoes, gardens, and fruit.

(*b*) County: Quantity of dairy and fruit products used per farm, and number of fruit trees per farm.

(2) Information available from agricultural extension activities: Production of milk and dairy products, food crops, poultry, livestock, and other commodities.

III. APPROXIMATE STANDARDS FOR HOME FOOD PRODUCTION [2]

(1) *Milk.*—To supply a quart of milk a day for each child and a pint for each adult. So far as possible, to have a family cow on every farm, and two where there are small children. The dairy and crops department of the college of agriculture should outline for the information of nutrition workers dairy rations suitable to the different agricultural areas in the State.

(2) *Fruits and vegetables.*—To furnish two servings of fruits and two servings of vegetables each day. The horticultural department should supply information on varieties adapted to different agricultural areas, space necessary to plant to produce required amounts, and conditions under which they should be planted.

(3) *Poultry products.*—Where economically feasible, each farm family should raise 75 chickens and produce 175 dozen eggs annually for home use. The poultry department should furnish information on poultry rations adapted to different agricultural areas.

[2] Based on approximate standards for consumption.

(4) *Meats.*—In addition to existing supplies of beef and mutton, each farm should raise two hogs for family use where there is available pasture and waste feeds. Canning and curing of meats should be undertaken where feasible. If economic conditions are satisfactory meat should be used to add variety and adequacy to the food produced on the farm.

REPORT OF COMMITTEE ON FARM CROPS

An extension program for work in crops in the Western States must necessarily have its limitations because of the great range of climatic conditions within the area covered by the States represented. Factors to be considered in making the program are the rainfall, wind velocity, and extreme differences of latitude and altitude.

The following program will supplement that in range livestock, human nutrition, and dairying adopted at the Fort Collins conference of 1923, which is already in practice to a large extent within the 11 States. The effort was made to select and delineate projects of common interest to the States within this territory, projects which may serve to emphasize crops of value and provide for—

(1) Supplementary feeds for range livestock and dairy cattle.
(2) Cash crops to aid in diversification and to supplement the animal production on farms.
(3) Crops for human nutrition which may be produced locally.

In determining the following program your committee had available for its study the existing programs of work in the 11 Western States and thus was able to compare the projects now operative in the entire territory. It appears from the work under way that the States represented are agreed upon the primary importance of the following crops as supplementary to the program previously adopted:

(1) Alfalfa as a forage crop.
(2) Corn and barley as supplementary feeds.
(3) Wheat and potatoes as cash crops.
(4) Vegetable and fruit crops in the home garden as a necessary element in human nutrition.

It appears at this time that no other crops are of sufficiently widespread importance to include more than half of the States in the western territory. The crops included in this program may not all be of primary importance to all the States, but it is believed the method of treatment of particular crops outlined herewith will also apply to other crops which may have local but not regional importance.

DIVERSIFICATION

It appears to be the common agreement of this conference that the extension services within various States should use all available methods to study the economic background of the agriculture of their States and to make such recommendations as appear advisable concerning the diversification of farm crops in order to accomplish (1) stabilization of the farm income and (2) permanency of agriculture. Furthermore, by certain types of diversification it is possible to create bases for the living of the farm family which will make it more self-sustaining and, therefore, will decrease the expenses of farm maintenance.

Demonstrations readily may be found in numerous localities where farmers are already practicing diversification. These may be

used as examples to point out the advantages of this practice and, through publicity methods and otherwise, to call to the attention of the community the value of this fundamental practice in the general economics of agriculture.

The range-livestock and dairy programs already adopted, supplemented wherever possible by other farm animals, are phases of diversification which are worthy of emphasis. Farm animals as an aid to permanent agriculture and as a means of converting other crops into both food and money should be much more fully recognized.

We desire to draw particular attention to economy of production as a phase of the extension program which should be emphasized. The use of larger tillage implements, the economic study of power units, and the continuous use of farm labor by means of a diversified-production program are all methods toward this end.

REPORT OF SUBCOMMITTEE ON ALFALFA PROGRAM

Alfalfa is our leading western hay crop and in all probability will continue to hold its prominence. The best utilization of this crop in the future is a matter constantly to be borne in mind. In many regions in the Pacific or Mountain States at present the feed produced is not enough to insure livestock against starvation in periods of stress. The production of more such feeds, of which alfalfa is the most important, is therefore a matter of great public concern. Particularly it must be looked upon as a measure of insurance to help protect the livestock industry against excessive losses.

In connection with the alfalfa crop, your committee recommends the following program for the immediate future. The problems recognized are:

(1) Localization of varieties.
(2) Cultural practices.
(3) Economic use of water.
(4) Use of fertilizers.
(5) Control of pests.
(6) Alfalfa survey.

PROGRAM OF WORK

(1) Localization of varieties.
  (*a*) Continued tests to determine best varieties and demonstrations of improved varieties.
  (*b*) Organized community campaign to obtain the sowing of pure varieties.
  (*c*) Creation and maintenance of better and more nearly adequate seed supply.
(2) Cultural practices.
  (*a*) Demonstrations to show the best cultural methods, including preparation of soil, sowing, irrigating, cultivating, hay curing, stacking, baling, and marketing.
(3) Economic use of water.
  (*a*) Demonstrations to show the best methods of irrigating, such as using water before cutting, after cutting, and amount of water necessary to produce a maximum crop at minimum cost under different conditions.
(4) Use of fertilizers.
  (*a*) Test plats to compare the value of such fertilizers as sulphur, gypsum, acid phosphate, and barnyard manure.
(5) Pests.
  (*a*) Demonstration plats to show for any particular pest the efficiency of control under field conditions of the methods advocated.

(6) Alfalfa survey.
  (*a*) An alfalfa survey of the counties in each State to determine the relations existing in reference to production, local consumption, and exports. From these facts a definite alfalfa program for each county can be formulated.

REPORT OF SUBCOMMITTEE ON BARLEY PROGRAM

The following two projects are recommended as being most important in productive results to the Western States: (1) Varieties, and (2) registration of seed barley.

PROJECT 1. VARIETIES

(1) Procure seed of varieties recommended for local conditions by the agronomy division of the college of agriculture.

(2) Sow varieties in test plats to determine the adaptability of each variety under test over a period of years, the duration of the test period to be governed by local climatic conditions.

(3) Procure sufficient seed of the variety best suited to local conditions to sow at least 5 acres on farms of each cooperator, using local seed for a check plat.

(4) Conduct field tours and demonstration meetings on these plats to observe characteristics of new variety as compared to the old.

(5) Obtain figures for comparative yields of all demonstration plats and announce results through the press, by circular letters, and at farmers' meetings.

(6) Carry project into campaign stage the following season by—

  (*a*) Advertising the advantages of the new variety before seeding time.
  (*b*) Locating sources of seed and making it available to farmers.
  (*c*) Giving information on cultural methods at meetings, through the press, and in other ways.

(7) During campaign stage keep records of seed purchased, acreage sown, and resultant increases in production due to the introduction of the new variety.

PROJECT 2. REGISTRATION OF SEED

We recommend that the crops committee of the Western States Extension Conference gather data as to plans now being followed by all States in the Union in producing and distributing registered seed of cereals, and that it recommend a plan for such work in the 11 Western States at the conference in 1925.

REPORT OF SUBCOMMITTEE ON CORN PROGRAM

In the Western States during the last 20 years the annual production of corn has increased from 6,000,000 to 35,000,000 bushels or more. The production of corn is gradually moving farther north and west. This presents the extension problems of standardizing methods of production and varieties. The committee recommends that corn in areas where it is at present produced should not be expanded faster than it can be utilized advantageously in livestock production and that it should not be introduced into new areas until field tests show that it can be produced there without too great hazard. We suggest the following projects to bring about desired change in corn work:

PROJECT 1. CORN-VARIETY TEST

Object.—To determine the varieties that are adapted to the several States and reduce the number to a minimum. To discourage the introduction of other than recommended varieties. To demonstrate approved varieties.

Goal.—Reduce the number of standard varieties to a minimum as soon as possible, this to be determined by sufficient field tests in 1925 to 1927, that seed-improvement projects can replace this work in following years, thus insuring pure seed in all producing States by 1930.

Method.—(1) Obtain cooperation between experiment station and extension workers in determining upon varieties that appear to be best adapted to the locality or county.

(2) Select three or not to exceed four men in the county who will carry on the tests under the supervision of the extension service.

(3) Seed for these tests will be furnished by the experiment stations or from other approved seed supplies so that all tests in the State will have been planted from seed from the same course. This will insure results that are comparable.

(4) Locate test plats on main highways if at all possible.

(5) Post each field conspicuously so that the passing public will know that it is a varietal test. Name of each variety should be shown.

(6) The county extension agents will visit the plats often enough during the growing season to see that they receive proper care. Records of work should be kept throughout the season on each test.

(7) Repeat tests in the same localities until seasonal differences have been eliminated and the best variety determined.

(8) Demonstrate value of this variety on farms of county by use of demonstrators. Junior club members should be used as junior demonstrators.

(9) Hold demonstration meetings on the plats at harvest time to show the results.

(10) Disseminate results of demonstrations by publicity through newspaper articles, circular letters, corn shows, and the like.

PROJECT 2. LOCAL SOURCES OF IMPROVED SEED CORN

Need.—The many different conditions under which corn is grown in the West usually do not permit seed corn from one locality being used profitably in another. To insure improvement, local sources of seed corn of adapted varieties must be established in each corn-growing section.

Purpose.—The purpose of this project is to establish in each corn-growing locality, by means of continuous demonstrations, local sources of seed of improved standard varieties produced by approved corn growers.

Goal.—To produce sufficient improved seed corn in each locality to provide for seed requirements by 1930.

Method of procedure.—The method of accomplishing the purpose of the project will be as follows:

(1) Through varietal test work, demonstrations, seed-corn campaigns, and junior corn-club work interest will be aroused locally in seed improvement and in sources of improved seed. By such contact the more industrious, conscientious, and interested workers will be known.

(2) From this type of cooperator will be selected those who care to become growers of improved seed.

(3) Seed used shall be of an adapted variety approved by the agronomy department and extension service.

(4) Crops will be grown according to recommendation of extension service.

(5) Field inspection will be made before frost to determine purity, type of plants, and freedom from disease.

(6) Seed growers will select in the field before frost seed from vigorous plants of proper type that are free from disease.

(7) After field selection of seed, grower will store seed in a dry place and cure it according to improved methods.

(8) After seed has been cured, grower will sort seed.

(9) Bin inspection will then be made as to type, condition, and condition of storage place. Seed samples will be taken from this lot and tested for germination.

(10) The use of improved seed will be promoted in the locality by means of publicity, tours, demonstrations, and seed shows.

This project shall be continuous, but the number of improved seed growers will be limited.

PROJECT 3. SEED-CORN CAMPAIGN

Need.—To provide a dependable supply of home-grown seed adapted to local conditions and to obtain improvement through use of field-selected seed.

Goal.—To get each corn grower to field select a sufficient supply of seed to fill requirements for two years.

Method.—To focus attention upon the need and importance of early field selection of seed corn, a "seed-corn week" should be designated in each State. Where not practicable to designate a seed-corn week for the entire State, districts or sections may designate periods at different times. Such periods should be preceded by a general campaign of newspaper publicity, state-wide proclamation, field days, serial letters, and posters for the purpose of arousing general interest in proper selection and care of seed corn.

During seed-corn week in the county, demonstrations in field selection of seed corn should be conducted in each interested community by adult or junior corn demonstrators.

A follow-up campaign should be carried on to get corn growers not at demonstrations to select seed.

REPORT OF SUBCOMMITTEE ON WHEAT PROGRAM

PROJECT 1. VARIETIES

The problems recognized are (1) use of too many varieties, (2) use of unapproved varieties, and (3) use of impure seed.

The methods of solution are (1) varietal tests, (2) adoption of approved varieties, and (3) pure-seed tests.

The 1925 goal should be one pure-seed cooperator in each wheat county, and the 1930 goal, a pure-seed supply of suitable varieties sufficient to meet the local demand.

PROJECT 2. SMUT TREATMENT

The losses due to smut should be controlled with copper-carbonate treatment. The 1925 goal should be to obtain two cooperators for each wheat county. The goal for 1930 should be the general practice of treatment for smut as recommended above.

PROJECT 3. CULTURE

Poor seed-bed preparation is an all-inclusive practice which may be remedied by early tillage. We recommend a goal of one cooperator in each wheat county for early-tillage demonstration in 1925, and that early tillage as the commonly accepted practice be the goal for 1930.

REPORT OF SUBCOMMITTEE ON POTATO PROGRAM

The potato production in the Western States is on an export basis. Low cost of production must therefore be given wide emphasis in the projection of the potato program. Use should be made of the survey of intentions to plant and of other economic information bearing upon the potato situation from year to year.

To improve the potato industry, we recommend the following projects:

PROJECT 1. VARIETAL TESTS

(1) Use in tests those varieties recommended for trial by the experiment stations.

(2) When sufficient tests have been conducted to prove the adaptability of the variety to the locality, enough demonstrations should be located to bring this variety to public notice.

(3) Fix and improve the desired type by hill selection on test fields.

(4) Rogue out plants showing off-type characteristics.

(5) Produce improved seed on a few selected farms in a county as a means of developing a local supply of good seed.

(6) When demonstrations mature call meetings of interested farmers at the plat demonstration field.

(7) Use boys' and girls' club members to demonstrate approved practices.

PROJECT 2. DISEASE CONTROL

(1) Conduct seed-treatment demonstrations showing how to control scab and other diseases.

(2) Demonstrate crop rotation for control of diseases not affected by seed treatment.

(3) Go over fields at least twice during the growing season and remove all plants showing signs of disease.

REPORT OF SUBCOMMITTEE ON HOME-GARDEN AND FRUIT PROGRAM

Problem.—To induce the farm family to maintain an adequate and economical supply of vegetables and fruits.

The ultimate goal.—(1) That the adequate farm garden include the following types of vegetables and fruits as the minimum:

(*a*) Four green-leaf vegetables—as cabbage, spinach, chard, asparagus, and lettuce.
(*b*) Three root vegetables—as beets, turnips, and carrots.
(*c*) Two pod vegetables—as peas and beans.
(*d*) Three miscellaneous vegetables, including tomatoes.
(*e*) Two small fruits—as berries, grapes, and the like.

(2) If the family depend wholly on the farm garden as the source of supply, a fourth-acre should be planted in rows 2½ feet apart to allow for horse cultivation. This area does not include the area for potatoes or fruit trees. For beginners in gardening or where the water supply is limited, a much smaller garden may be made to answer the purpose by intensive cultivation and proper succession of crops.

Method of project procedure.—(1) The horticultural department or the horticultural specialists should suggest varieties suitable for different sections of the State.

(2) Obtain adult demonstrators.

(3) Obtain junior demonstrators.

(4) All demonstrators should keep a record of amounts produced, sold, and used.

(5) These records should be used for demonstration and publicity purposes.

(6) Where needed, assistance should be given in obtaining reliable seed.

(7) Methods of storing and preserving garden products should be taught to meet the needs of the family food budget.

(8) Spread of influence should be procured through well-planned meetings at the gardens, through publicity, garden exhibits, and tours.

ACKNOWLEDGMENTS

In preparation of this report the crops committee wishes to acknowledge gratefully the assistance of the subcommittees as follows:

ALFALFA

R. G. Foster, University of Nevada, Reno, Nev.
J. C. Hogenson, Agricultural College of Utah, Logan, Utah.
B. J. Showers, University of Arizona, Tucson, Ariz.
C. V. Piper, U. S. Department of Agriculture, Washington, D. C.

BARLEY

T. C. Mayhew, University of California, Berkeley, Calif.
W. W. Underwood, State College of Washington, Pullman, Wash.
C. R. Ball, U. S. Department of Agriculture, Washington, D. C.

CORN

Waldo Kidder, State Agricultural College of Colorado, Fort Collins, Colo.
J. C. Taylor, Montana State College of Agriculture and Mechanic Arts, Bozeman, Mont.
H. S. Moles, New Mexico College of Agriculture and Mechanic Arts, State College, N. Mex.
Eugene Merritt, U. S. Department of Agriculture, Washington, D. C.

WHEAT

R. O. Westley, University of Wyoming, Laramie, Wyo.
L. Hegnauer, State College of Washington, Pullman, Wash.
F. M. Spurrier, University of California, Berkeley, Calif.
G. R. Quesenberry, New Mexico College of Agriculture and Mechanic Arts, State College, N. Mex.
A. C. Cooley, U. S. Department of Agriculture, Washington, D. C.

POTATOES

R. H. Felts, State Agricultural College of Colorado, Fort Collins, Colo.
W. W. Owens, Agricultural College of Utah, Logan, Utah.
H. M. Dixon, U. S. Department of Agriculture, Washington, D. C.

HOME GARDEN AND FRUITS

Mary E. Stillwell, University of Nevada, Reno, Nev.
Eva F. Smith, State Agricultural College of Colorado, Fort Collins, Colo.
A. F. Kinnison, University of Arizona, Tucson, Ariz.
L. H. Hauter, New Mexico College of Agriculture and Mechanic Arts, State College, N. Mex.
Madge J. Reese, U. S. Department of Agriculture, Washington, D. C.

Respectfully submitted.

P. H. Ross,
Chairman, Extension Director, Arizona,
B. H. Crocheron,
Extension Director, California,
W. A. Lloyd,
Regional Agent in Charge, Western Division,
Office of Cooperative Extension Work,
U. S. Department of Agriculture,
O. S. Fisher,
Extension Agronomist,
Office of Cooperative Extension Work,
U. S. Department of Agriculture,
Committee.

The above committee's reports, as reviewed and revised by the coordinating committee of the conference, were recommended to the conference for adoption.

C. F. Monroe,
Chairman, Extension Director, New Mexico,
Roud McCann,
Extension Director, Colorado,
C. W. Creel,
Extension Director, Nevada,
W. A. Lloyd,
Regional Agent in Charge, Western Division,
Office of Cooperative Extension Work,
U. S. Department of Agriculture,
Committee.

On motion, the reports were adopted by the conference.

CONCLUSION

The program adopted at Fort Collins in range livestock, dairying, and human nutrition has shown its influence in the county and community programs of a great majority of the county extension agents in the Western States. The tabulated results of these projects will not be available until the 1924 annual reports of the county extension agents are received and summarized. An important thing that has been done is the setting up of permanent regional or interstate fact-organization committees for continuous study, report, and recommendation from year to year as the work on the extension programs proceeds in the various States. The work of the two conferences, at Fort Collins in 1923 and Tucson in 1924, has enlarged the vision and organized the thinking of the extension forces in the Western States. It has brought to the development of community programs the organized facts as related to particular projects. The isolated community is beginning to see its problem not as wholly local, but rather as a part of regional or even of national and world consideration. It has helped to assemble and organize facts rather than opinions as a basis upon which all extension programs should be founded. It has brought together in common counsel the extension and research forces of the colleges and the U. S. Department of Agriculture to their mutual advantage. It has brought confidence and support to extension work from the large livestock and commodity organizations and focused attention on the economic aspects of extension projects. It is going forward progressively and successfully in its work of careful and concerted development of a Western States extension program. In 1925 the work of the two preceding conferences will be again reviewed by the standing interstate committees and a single additional subject included—that of home management.

1. Forage Crops.

Of the forage crops, as well as of all other crops in the state, alfalfa holds, without question, the most important place from the standpoint of acreage, and problems concerning most economic disposal of the surplus. (See Tables II and III).

TABLE II.
Alfalfa.#

Year	Acreage	Tonnage	Surplus	Carry over.
1923	117,000			
1924	180,000	394,000	73,000	10,000
1925	183,000	434,000	115,000	40,000
1926-27	186,000	447,000	121,000	46,000
1930	200,000*	489,000	163,000	80,000

Note introductory papers which were used as basis of this table.

* Estimate based on development of Walker River Irrigation District, further development of the Newlands Project and the Humboldt River District under normal climatic conditions.

TABLE III

WILD HAY#

Year	Acreage	Tonnage	Surplus	Carry over*
1924	136,000	136,000		44,000
1925	161,000	197,000		49,250
1926-27	161,000	197,000		49,250
1930	161,000	197,000		49,250

1924 Pasturage acreage 207,000. (See recommendation below)

* This carry over is intentional on part of range livestock men who aim for a holdover of approximately one third their tonnage as an insurance against feed shortage or other abnormal conditions that might arise with increased number of livestock on Nevada's ranges by 1930. Increased acreage and tonnage of wild hay and pasture development should receive serious consideration.

TABLE III

WILD HAY#

Year	Acreage	Tonnage	Surplus	Carry over*
1924	136,000	136,000		44,000
1925	161,000	197,000		49,250
1926-27	161,000	197,000		49,250
1930	161,000	197,000		49,250

1924 Pasturage acreage 207,000. (See recommendation below)

* This carry over is intentional on part of range livestock men who aim for a holdover of approximately one third their tonnage as an insurance against feed shortage or other abnormal conditions that might arise with increased number of livestock on Nevada's ranges by 1930. Increased acreage and tonnage of wild hay and pasture development should receive serious consideration.

In view of this condition indicating an evident increased acreage and surplus, the Crops Committee deems of most importance (according to division 6 of the Tucson Conference alfalfa report, page 9) a careful alfalfa survey of each county in the state to determine.

1. The relations existing in reference to production, local consumption, imports, and exports of each, hay, alfalfa, and clover seed for 1920 to and including 1925, and

2. From findings, with community and county crops committees, determine such projects (enumerated in 1 - 5 phases of the Tucson alfalfa report, page 8) as might be applicable or requiring immediate attention; and

3. Report such projects selected to the chairman of the crops committee preparatory to a continuous alfalfa program development, and

4. That through a permanently appointed livestock committee, the livestock production, feeding, and marketing situation from each county also be furnished the chairman of the crops committee for use in determining future crops programs.

5. That these surveys shall be used for determining the feasibility of an alfalfa and sweet clover seed industry in such sections where advisable.

TABLE IV.

Corn and Silage #

Year	Acreage		Yields	
1920 census	Silage corn	179	Tonnage	1,677
1924	Silage corn	308	Tonnage	2,464
1925	Req. for blt. silos	443	Tonnage	3,664
1919 census		547	Bushels	14,714
1923		1,000	Bushels	23,000
1924		1,000	Bushels	27,000

Corn and Silos #

Counties	Built	Filled	Not Filled	Acreage Planted	Acreage Required*
Clark	33	29	4	130	200
Lincoln	10	8	2	60	80
Churchill	6	2	4	10	30
Washoe	12	8	4	76	100
Elko	9	6	3	24	35
Pershing	1	1	0	8	8
Totals	71	54	17-23%	308	453 - 69%

Note Introductory Papers.

* Indicates need for following committees recommendations concerning Tucson Conference sub-committees report on corn production (under cereals).

TABLE IV.

Corn and Silage #

Year	Acreage		Yields	
1920 census	Silage corn	179	Tonnage	1,677
1924	Silage corn	308	Tonnage	2,464
1925	Req. for blt. silos	443	Tonnage	3,664
1919 census		547	Bushels	14,714
1923		1,000	Bushels	23,000
1924		1,000	Bushels	27,000

Corn and Silos #

Counties	Built	Filled	Not Filled	Acreage Planted	Acreage Required*
Clark	33	29	4	130	200
Lincoln	10	8	2	60	80
Churchill	6	2	4	10	30
Washoe	12	8	4	76	100
Elko	9	6	3	24	35
Pershing	1	1	0	8	8
Totals	71	54	17-23%	308	453 - 69%

Note Introductory Papers.

* Indicates need for following committees recommendations concerning Tucson Conference sub-committees report on corn production (under cereals).

TABLE V.

Year	Wheat		Barley		Oats		Potatoes.	
Year	Acreage	Bushels	Acreage	Bushels	Acreage	Bushels	Acreage	Bushels
1919	21,984	464,151	5,599	148,216	2,973	75,000	3,639	490,727
1923	20,000	507,000	5,000	127,000	3,000	100,000	5,000	870,000
1924	19,000	407,000	5,000	145,000	3,000	102,000	4,000	620,000
1930								

Note 1. 1920 Census shows total acreage in fruits 1,671, with production of 67,769 bushels. Surveys needed to determine comparative production and consumption.

Note 2. Introductory papers, which were used as a basis for this table.

TABLE V.

Year	Wheat		Barley		Oats		Potatoes.	
Year	Acreage	Bushels	Acreage	Bushels	Acreage	Bushels	Acreage	Bushels
1919	21,984	464,151	5,599	148,216	2,973	75,000	3,639	490,727
1923	20,000	507,000	5,000	127,000	3,000	100,000	5,000	870,000
1924	19,000	407,000	5,000	145,000	3,000	102,000	4,000	620,000
1930								

Note 1. 1920 Census shows total acreage in fruits 1,671, with production of 67,769 bushels. Surveys needed to determine comparative production and consumption.

Note 2. Introductory papers, which were used as a basis for this table.

2. Cereals:

According to findings of the crops committee concerning the production of cereals the comparatively large importations of corn, wheat, barley, oats and mill feeds, the low acreage of these crops throughout the state, and the evident unbalanced cereal acreage compared with the large surplus producing alfalfa acreage, (note Tables II, III, and IV) the committee recommends:

1. That each agent make a careful study of the recommendations of the Tucson Conference Crops Committee report on cereals, and therefrom with local crop production committees, determine such increased acreage, consistent with production and local consumption.

2. Owing to the large acreage and surplus of alfalfa hay and the high percentage (23%) of silo tonnage capacity not being utilized, the committee urgently recommends:

   a. That a careful survey be made "to determine relations existing in reference" to the number and kind of livestock kept on farms, the number and kind of range cattle and sheep available for feeding, the possibility of introducing a hog and a farm flock campaign.

3. Pastures. (Note Table III).

The committee recommends that for the improvement, preparation and economic utilization of pastures, consideration shall be given to:

1. Fall grain crops, sour and sweet clover:

2. The introduction of their utilization by dairy herds, farm flocks, and hogs.

3. And the introduction of new pasture crops special emphasis being placed on sweet clover and nut grass introduction.

4. Potato and other cash crops. (Note Table V).

The committee recommends the adoption of the Tucson Conference special sub-committees report on the potato program.

5. For the encouragement of an adequate nutritional crops program the committee recommends:

    1. The adoption of the report of the Tucson Conference sub-committee on home garden and fruit program, and

    2. That each agent make a complete survey of imports in car lot and express shipments of vegetables by quarters for use of the crops committee in determining vegetable production.

In conclusion:

The committee urges every agricultural extension agent with his community and county crops committees to give careful consideration to the development of a system of crop rotation, utilization of barnyard and green manures, for the maintenance of a permanently fertile soil.

The nutrition committee recommends

The continuance of the nutrition program as adopted at the 1924 conference with the following goals for 1925:

1. Family food selection and preparation:

   a. 10% increase in number of families adopting improved food habits. This means 181 families in 1925.

   b. Preparation of at least two subject matter bulletins.
      (1) Hot school lunches
      (2) Meat recipes.

2. Keep Growing Demonstration.

   a. 10% increase in number of children completing, i.e., 2031 children completing.

3. Hot supplement to School lunch.

   a. Suggest the officially adopting of hot school lunch as a club project.

   b. Request the State Office to secure the cooperation of the State Department of Education, Normal School, etc., in supplementing the school lunch by one hot dish as soon as possible.

4. Adequate food supply

   a. Farm home gardens.
      (1) At least two demonstrations adequate garden in each county.
      (2) 100 cooperators improving their gardens.

   b. Twenty new families having adequate milk supply.

   c. Meat utilization.
      (1) A meat cookery recipe contest to stimulate interest in the use of the vitamin rich glandular organs and canning of meats for summer supply where refrigeration is impossible.

NUTRITION.

County	Family Feeding& Preparation	Keep Growing	Hot School Lunch	Home Gardens		Junior Food Clubs	
				Dem.	Co-op	Cooking	Canning
Churchill				2			
Clark		6 dem.		2	24		
Elko	100	300	3	16	40	1	1
Humboldt				2			
Lyon	10	224	3	2	10		
Lincoln		4 dem.		2	18		
Pershing	6	18	1	2	5	2	
Washoe	30	200	3	10	20	1	2
W. Pine		5 dem.		2	25		
Eureka		93		1	2		
Lander		9					

Respectfully submitted

Flora McElhinney, Chairman
Mary E. Stilwell, State Nutrition Specialist.

HOME IMPROVEMENT PROJECT PLANS - 1925

We recommend

1. To have an increase in the number of homes reached in the Home Improvement Project, from 100 homes to 200, and that three of the following phases of the project be emphasized;
   - a. Convenient Kitchens
   - b. Water Systems
   - c. Heating Systems
   - d. Lighting
   - e. Power Machinery
   - f. Pressure Cookers
   - g. Labor Saving Equipment.
   - h. Home Refinishing Furniture and Upholstering
   - i. Redecorating one or more rooms
   - j. Sewage Disposal
   - k. Subject Matter Leaflets.
   - l. Home Equipment Exhibits
   - m. Home Improvement Club Work.
2. Three subject matter leaflets be prepared.
3. That "Home Improvement" Project be adopted in club work, where possible.

	Washoe	Elko	Pershing	Humboldt	W. Pine	Lincoln	Clark	Churchill	Lyon	Eureka
Convenient Kitchens	20	4	2		2	2	2		2	
Water Systems	4	2							1	
Heating Systems	3	2								1
Lighting	2	2								1
Power Machinery	2	4								
Pressure Cookers	10	10			3	3	3		3	
Labor Saving Equip.	120	100			10	10	10		10	
Homes Refinishing Furniture	20	5	2						10	
Redecorating one or more rooms	12	15	2		1	1	1		6	
Sewage Disposal	2	14								
Prepared Subject Matter Leaflet	3	0								
Home Equip.Exhbts.	1	2	1		1	1	1		2	
Home Imp.Club Work	1	0								

Respectfully submitted by the committee on Home Improvement:

Hazel Zimmerman, Chairman
Lassie Lane.

HOME IMPROVEMENT PROJECT PLANS - 1925

We recommend

1. To have an increase in the number of homes reached in the Home Improvement Project, from 100 homes to 200, and that three of the following phases of the project be emphasized;
   - a. Convenient Kitchens
   - b. Water Systems
   - c. Heating Systems
   - d. Lighting
   - e. Power Machinery
   - f. Pressure Cookers
   - g. Labor Saving Equipment.
   - h. Home Refinishing Furniture and Upholstering
   - i. Redecorating one or more rooms
   - j. Sewage Disposal
   - k. Subject Matter Leaflets.
   - l. Home Equipment Exhibits
   - m. Home Improvement Club Work.
2. Three subject matter leaflets be prepared.
3. That "Home Improvement" Project be adopted in club work, where possible.

	Washoe	Elko	Pershing	Humboldt	W. Pine	Lincoln	Clark	Churchill	Lyon	Eureka
Convenient Kitchens	20	4	2		2	2	2		2	
Water Systems	4	2							1	
Heating Systems	3	2								1
Lighting	2	2								1
Power Machinery	2	4								
Pressure Cookers	10	10			3	3	3		3	
Labor Saving Equip.	120	100			10	10	10		10	
Homes Refinishing Furniture	20	5	2						10	
Redecorating one or more rooms	12	15	2		1	1	1		6	
Sewage Disposal	2	14								
Prepared Subject Matter Leaflet	3	0								
Home Equip.Exhbts.	1	2	1		1	1	1		2	
Home Imp.Club Work	1	0								

Respectfully submitted by the committee on Home Improvement:

Hazel Zimmerman, Chairman
Lassie Lane.

The committee on Junior Extension work makes the following recommendations:

1. Concerning Club Program:

   a. We recommend that the agents follow the state program for 1925 and 1926, and that the 1926 goal be set as a permanent minimum till 1930, striving for greater percentage of completion, rather than larger enrollment.*

   b. We recommend that club work be diversified, stressing with new agricultural club members, crops and poultry, and with new home economics club members, home improvement and food preparation; that hot school lunch be tried out as a club project in three communities in the state, and that reports be submitted to next year's conference.

   *By an achievement day we mean a closing program for a completed project; it includes exhibits, demonstrations and awarding of pins for work on which the records have already been handed in.

   By exhibitors at fairs we mean all club members who exhibit at any public meeting.

   c. We recommend that all agents keep a permanent record of each club member on Form 20.

2. Concerning Club Camp.

   a. We recommend that the date be July 28th - August 1st, (Tuesday - Saturday). Amended on floor to read - August 11th - 15th.

   b. We commend the method of conducting the 1924 camp and recommend that the same general procedure be followed for 1925, leaving the working out of details to the camp director. We recommend that every extension agent be notified by June 1st, of all his camp duties.

   c. We recommend that each agent restrict his camp attendance to bonafide club members who have handed in a report (or members for whose completion of work the agent will be responsible), and local leaders and necessary drivers and chaperones.

3. Trips, Prizes and Awards.

   a. We recommend that a policy concerning the acceptance of prize trips be worked out by the State club leader and presented to the agents at the State club camp.

Ellen LeNoir, Chairman,
Edward C. Reed.
V. E. Scott.

1925

500 actual completed demonstrations with juniors, 16 agricultural and 16 Home Economics demonstration teams, 16 judging teams, 30 achievement programs, 3 local leader training conferences, 200 members at State Club Camp, 400 exhibitors at local, county or state fairs.

County	Members		Dem. Team		Judg. Teams		Ldr. Tr. Sch.	Achvt. Pro. grams	Memb. at camp
	Agr.	H.Ec	Agr.	H.Ec.	Agr.	H.Ec.			
Churchill	25	25	1	1	1	1	2	1	30
Clark	24	12	1	2	1	2	2	1	3
Elko	35	40	3	4	2	1	3	6	40
Eureka	-	-	-	-	-	-	-	-	-
Humboldt	8	12	1	-	2	-	1	1	10
Lincoln	42	20	1	3	1	3	2	1	11
Lander	-	5	-	-	-	-	-	-	2
Lyon	40	30	-	1	-	-	1	1	50
Pershing	12	15	1	3	1	1	1	1	22
Washoe	40	60	1	3	3	1	4	1	68
White Pine	20	35	-	3	-	3	1	3	6
Totals	246	254	9	20	11	12	17	16	240

	Stewart	Foster	Stilwell	Scott	King	Wallace	Willingmyre
Churchill	-	Feb. 5 - 6	Feb. 6 - 7	Mar 19; Apr. 9; May 14; June 11-13 Aug. 6 - 7 Sep.10; Dec10-12	Mar. 9 -10	Mar. 21.	1 day
Clark	Feb. 8 - 11 Sept. 29 - Oct. 1.	Mar. 2 - 11 Apr. 19- 29 Sept. 29 to Oct. 3.	May 4; Sept. 29 to Oct. 17.	Mar. 23 - 27; Sept. 29th to October 3.	-	Mar 31 - April 3.	2 days
Elko	-	May 11 - 15 July 17 -20 Nov. 5 - 8.	Mar. 11 May 20 - 21 June 2 - 6 July 2 - 6	Apr. 16 - 18 June 15 - 20 July 9 - 12 Oct. 15 - 17	July 8 - 9	Mar. 26 - 27	5 days
Eureka	-	-	-	-	-	-	-
Humboldt	-	Feb. 25 - 26 Mar. 18	Feb. 27 - 28 Mar. 26	Feb. 12 - 13 Mar. 14: Apr.4 Apr. 25; Jn. 2 Aug. 4; Sept. 4 & 7, Dec. 4.	Mar. 4 - 5	-	5 days
Lander	-	-	Feb. 23 - 26	1 day ea mo.	-	-	-

	Stewart	Foster	Stilwell	Scott	King	Wallace	Willingmyre
Churchill	-	Feb. 5 - 6	Feb. 6 - 7	Mar 19; Apr. 9; May 14; June 11-13 Aug. 6 - 7 Sep.10; Dec10-12	Mar. 9 -10	Mar. 21.	1 day
Clark	Feb. 8 - 11 Sept. 29 - Oct. 1.	Mar. 2 - 11 Apr. 15- 29 Sept. 29 to Oct. 3.	May 4; Sept. 29 to Oct. 17.	Mar. 23 - 27; Sept. 29th to October 3.	-	Mar 31 - April 3.	2 days
Elko	-	May 11 - 15 July 17 -20 Nov. 5 - 8.	Mar. 11 May 20 - 21 June 2 - 6 July 2 - 6	Apr. 16 - 18 June 15 - 20 July 9 - 12 Oct. 15 - 17	July 8 - 9	Mar. 26 - 27	5 days
Eureka	-	-	-	-	-	-	-
Humboldt	-	Feb. 25 - 26 Mar. 18	Feb. 27 - 28 Mar. 26	Feb. 12 - 13 Mar. 14: Apr.4 Apr. 25; Jn. 2 Aug. 4; Sept. 4 & 7, Dec. 4.	Mar. 4 - 5	-	5 days
Lander	-	-	Feb. 23 - 26	1 day ea mo.	-	-	-

38a

	Stewart	Foster	Stilwell	Scott	King	Wallace	Willingmyre
Lincoln	-	Combined with Clark	Apr. 28 to May 2.	June 23 - 30	-	-	2 days
Lyon	-	Feb. 7, 13 & 14; Aug. 28 & 29.	Mar 13 - 21	Feb. 19 - 21; Mar. 6 - 7; Apr. 10; May 15 16; June 6; July 14 - 15; Nov. 13; Dec. 12.	-	Mar 18 - 19.	2 days
Pershing	-	Feb. 20 - 21; Mar. 19 - 20; May 8 - 9.	Mar. 24 - 25;	Feb. 14; Mar 12-13; May 19; June 3 - 5; Aug. 5; Sept.5 Oct. 9 Dec. 5.	Mar. 6 - 7.	Mar 23 - 24.	1 day
Washoe	-	Apr. 2 - 4; Nov. 6 - 7; Dec. 5.	Feb. 3, 17-20; Apr. 21 - 22; Nov. 6 - 7.	Feb. 4-6; May 2; July 16-17; Aug. 21-22 Sept. 24-26; Nov. 14; Dec. 17-19. Feb. 26-28.	June 1 - 6;	Mar. 17.	1 day.
White Pine.	-	May 5 - 6; July 22-25.	May 7 - 18; Mar 1 - 9.	May 21 - 31; July 1 - 4.	-	-	5 days.

38a

	Stewart	Foster	Stilwell	Scott	King	Wallace	Willingmyre
Lincoln	-	Combined with Clark	Apr. 28 to May 2.	June 23 - 30	-	-	2 days
Lyon	-	Feb. 7, 13 & 14; Aug. 28 & 29.	Mar 13 - 21	Feb. 19 - 21; Mar. 6 - 7; Apr. 10; May 15 16; June 6; July 14 - 15; Nov. 13; Dec. 12.	-	Mar 18 - 19.	2 days
Pershing	-	Feb. 20 - 21; Mar. 19 - 20; May 8 - 9.	Mar. 24 - 25;	Feb. 14; Mar 12-13; May 19; June 3 - 5; Aug. 5; Sept.5 Oct. 9 Dec. 5.	Mar. 6 - 7.	Mar 23 - 24.	1 day
Washoe	-	Apr. 2 - 4; Nov. 6 - 7; Dec. 5.	Feb. 3, 17-20; Apr. 21 - 22; Nov. 6 - 7.	Feb. 4-6; May 2; July 16-17; Aug. 21-22 Sept. 24-26; Nov. 14; Dec. 17-19. Feb. 26-28.	June 1 - 6;	Mar. 17.	1 day.
White Pine.	-	May 5 - 6; July 22-25.	May 7 - 18; Mar 1 - 9.	May 21 - 31; July 1 - 4.	-	-	5 days.

Following are the accepted programs after coordination by extension committee.

CLARK COUNTY

Range Livestock

1 Bull association
1 Ranch record keeping, beef.
1 Cattle grading demonstration.
1 Market News Service.
1 Beef feeding demonstration.

Dairy.

1 Smith-Hughes cooperative cow testing association.
1 Bull association.
3 Silos.
1 Tuberculosis control project, 2 communities.

Poultry.

1 Accredited flock
12 Bred to lay chicks cooperators.
7 Poultry houses, new or improved.
7 Culling and feeding demonstrations.

Crops.

8 Green manure crops.
2 Corn variety plots.
2 Seed corn improvement tests.
2 Junior corn clubs.
3 Corn silos.
2 Wheat smut control plots.
1 Potato club.
1 Junior market garden club.
1 Follow-up on Moapa Growers Association.
2 Exhibits.

CHURCHILL COUNTY.

Range Livestock.

1 Cattle grading demonstration.
1 Market News Service.
1 Wool grading demonstration.
1 Cooperation with California Cattle Marketing plan.

Dairy.

1 Cow testing club, junior.
3 Dairy calf clubs.
10 Purebred dairy sires placed.
1 Plan for marketing dairy sires.

(Continued next page).

CHURCHILL COUNTY (Cont'd)

Poultry.

1 Accredited flock.
1 Bred to lay chicks project.
3 Poultry houses, new or improved.
3 Culling and feeding demonstrations.

Crops.

1 Plan for marketing alfalfa surplus.
1 Clover pasture plot.
1 Corn variety test.
3 Corn clubs, junior.
1 Wheat survey.
1 Wheat variety test.
2 Home gardens.

Engineering

1 Radio school.

ELKO COUNTY

Range Livestock.

1 Higher percentage calf or lamb crop.
1 Culling females.
1 Improved grazing and feeding project.
2 Grading and dehorning projects.
2 Wool grading demonstrations.
1 Market News Service.
1 Cooperate with California Cooperative Cattle Mktg. Plan.

Dairy.

2 Pure bred sires.
1 Silo
3 Dairy calf clubs, junior.

Poultry.

1 Accredited flock.
1 Poultry house.
2 Culling and feeding demonstrations.
1 Poultry club.

Crops.

2 Potato yield projects.
1 Grain culture improvement project.

HUMBOLDT COUNTY.

Range Livestock.

1 Culling females, beef.
1 Improved grazing and feeding practices.
1 Ranch record keeping project.
2 Wool grading demonstrations.
1 Market News Service.
1 Cooperation with California Cooperative Cattle Mktg. plan.

Dairy.

1 Cow testing project, two cooperators.

Poultry.

1 Bred to lay chicks project.
2 Poultry houses.
6 Culling and feeding demonstrations.

Crops.

1 Alfalfa variety test.
2 Corn variety tests.
4 Wheat variety tests.
1 Spring vs winter wheat test.
1 Wheat club.
1 Barley variety test.
1 Potato variety test.
1 Potato tillage demonstration.
2 Home garden demonstrations.

Engineering.

1 Radio school.
4 Pumping plans improved.

LINCOLN COUNTY

Range Livestock.

1 Ranch records, beef.
1 Cattle grading demonstration.
1 Wool grading demonstration.
1 Market News Service.

Dairy.

1 Bull association.
1 Dairy calf club.
1 Tuberculosis control project, 3 communities.

Crops.

This is shown as combined with Clark County.

LYON COUNTY

Range Livestock.

2 Cattle grading demonstrations.
2 Wool grading demonstrations.
1 Market News Service.
1 Cooperation with California Cooperative Cattle Mktg. plan.

Dairy.

1 Cow testing association.
5 Purebred sires imported.
1 Silo
1 Calf club, junior.

Poultry.

1 Poultry show.
2 Bred to lay flocks.
1 Bred to lay chicks project.
1 Poultry house.
5 Culling and feeding demonstrations.
1 Poultry club.
1 Study for marketing poultry products.

Crops.

2 Corn variety tests
1 Silage crop.
2 Wheat variety tests.
2 Spring vs winter wheat tests.
3 Barley variety tests.
2 Pasture demonstrations.
2 Potato seed improvement plots.
2 Potato disease control demonstrations.
2 Potato grading demonstrations.
1 Potato show.
2 Potato variety tests.
50 Exhibitors at state potato show.

PERSHING COUNTY.

Range Livestock.

1 Cattle grading demonstration.
1 Wool grading demonstration.
1 Market News Service.
1 Cooperation with California Cooperative Cattle Mktg. plan.

Dairy.

1 Car dairy cows imported.
1 Cow testing circle.
2 Pure bred dairy sires placed.

PERSHING COUNTY (Cont'd)

Poultry.

1 Accredited flock.
4 Brod to lay flocks.
5 Poultry houses.
10 Culling and feeding demonstrations.
1 Poultry club.

Crops.

1 Plan for marketing surplus alfalfa.
1 Corn variety test.
1 Wheat survey.

WASHOE COUNTY.

Range Livestock.

1 Cattle grading demonstration.
1 Wool grading demonstration.
1 Market News Service.
1 Cooperation with California Cooperative Cattle Mktg. plan.

Dairy.

1 Cow testing association (Problematic).
5 Purebred sires placed.
1 Survey of pure bred sires.
1 Silo
1 Dairy calf club, junior.

Poultry.

2 Bred to lay flocks.
5 Poultry houses.
10 Culling and feeding demonstrations.
1 Poultry short course.

Crops.

2 Alfalfa variety tests.
6 Alfalfa weevil control demonstrations.
1 Corn variety test.
1 Silage crop test.
1 Wheat survey.
5 Wheat variety tests.
2 Spring vs. winter wheat demonstrations.
10 Wheat smut control demonstrations.
1 Certified wheat seed demonstration.
3 Barley variety tests.
20 Potato seed improvement plots.
1 Potato disease control demonstration.
2 Potato grading demonstrations.
1 Potato show.
5 Oats variety tests.
1 Exhibit.

WHITE PINE, EUREKA AND LANDER COUNTIES.

Range Livestock.

1 Improved grazing and feeding methods, sheep.
1 Dehorning demonstration.
2 Wool grading demonstrations.
3 Ranch record keeping projects, 1 beef, 2 sheep.
3 Market News Service.

Dairy.

10 Dairy cows imported.
1 Business short course for creamery directors.
1 Prospectus and plan for further financing creamer improvements.
1 Ice manufacturing plant for creamery built.
1 Well, pumping plant and water system for creamery.
1 Lighting plant for creamery.
1 Dairy calf club.

Engineering.

1 Lighting plant.
1 Home water system. Note: In addition to creamery.
1 Irrigation pumping plant.

Specialist Work.

Washoe, Churchill, Pershing, Lyon, Humboldt and Elko Counties.

CLARK, LINCOLN AND WHITE PINE COUNTIES

Ellen LeNoir, District Agent

Project	Clark	Lincoln	White Pine
1. Nutrition			
Keep Growing	6 dem. - 800	5 dem. - 230	4 dem. - 220
Home Garden	2 dem.-24 coop.	2 dem.-18 coop.	2 dem.-25coop.
2. Home Improvement			
Convenient Kitchens	2	2	2
Pressure cookers	3	3	3
Labor Saving	10	10	10
Redecoration of rooms,	1	1	1
3. Poultry			
Culling and feeding		3	6
Poultry houses		1	-
Poultry Clubs		1	1
4. Club Work	12	30	35
Dem. Teams	2	3	3
Judging teams	2	3	3
Members at camp	2	8	6
Leaders school training	1	1	1
Achievement programs	1	1	3

ELKO COUNTY

Flora E. McElhinney, County Agent.

PROJECT	GOAL	GOAL
1. Nutrition		
Keep Growing	300 children,	
Family Feeding	4 project classes, 50 demonstrations	
Gardens	16 demonstrations, 40 cooperators	
Hot School Lunches	3	
Junior Food Clubs		
Food Preparation	1	
Food Preservation	1	
2. Home Improvement		
Convenient Kitchens	4	
Water Systems	2	
Heating Systems	2	
Lighting Systems	2	
Power Machinery	4	
Pressure Cookers	10	
Labor saving devices	100	
Refinishing furniture	5	
Rooms redecorated	15	
3. Home Nursing	4 communities	
4. Junior Work		
Sewing Clubs	4	
Garden Clubs	1	
Food Preparation Clubs	1	
Food Preservation Clubs	1	

PERSHING, LYON, EUREKA & LANDER COUNTIES

Lassie Lane, District Agent

Project	Pershing	Lyon	Eureka	Lander
Nutrition				
Keep Grow.Dem.	1 school 18 children	5 schools 214 children	1 demonstration 93 children	1 dem. 12 children
Hot Schl.Lunch	1	5		
Family Feeding	6 dem.	10 dem.		
Food Preparation Club, Jr.	2 clubs 10 memb.			
Food Preservation	1 dem.at fair 1 exhibit at fair			
Home Gardens	2 dem.	2 dem. 1 Jr. club 5 members	1 dem.	1 Family Cow
Home Improvement				
Rooms remodeled	1 kitchen 40 other rooms	4 kitchens 40 other rms.		
Labor Saving equipment	3 pressure cookers	1 water system 3 pr. cookers		
Other Equipment	40	10 cooperators in upholstery		
Clothing				
Garment Const.	10 cooperators	10 cooperators	10 cooperators	
" Remodlg.	10 "	10 "		
Hat Constr.	10 "	10 "		
Dress Forms		10 "	10 "	
Junior Clubs	2-17 members	3 -29 members		
Miscellaneous				
Farm Bur. Memb	70			
F.B. picnic	1			
Club Achievement program	1			
Radio	1 school	1		
Community organization			2 com. reorg. 1 com.hall rebuilt 1 tree pltg.day 1 women's exhibit at poultry show	

WASHOE COUNTY

Hazel Zimmerman, County Agent

Project	Goal
Nutrition	
Keep Growing Demonstration	12 Community demonstrations 200 children
Hot School Lunch	3 communities
Family Feeding	5 demonstrations 3 courses in food preparation
Food Preservation	6 canning budget demonstrations 1 Junior canning club
Home Gardens	5 communities - 10 demonstrations
Home Improvement	6 communities, 12 demonstrations 1 Junior home improvement club
Clothing	4 communities, 4 clothing school, clothing exhibit & show 10 clothing budget demonstrations 5 Junior clothing clubs
Club	1 Junior club dem. team 1 Junior club achievement day 50 girls attend club camp
Miscellaneous	
Fairs	Hold exhibit at Aggie Show
Farm Bureau	Secure 150 members Hold 1 Farm Bureau picnic Help with Farm Bureau meetings
Community Recreation	6 communities - Christmas tree in each 3 magazine clubs 1 community library

COMMITTEE ON REPORTS

Your committee on reports submits the following recommendations:

1. We endorse the report of the 1924 committees on records and reports.

2. We wish to call attention to the value of office wall charts showing the extension program of work in the county and cite the chart showing the Lyon County program of work as a good example of such charts.

3. We wish to call attention to the value of each agent sending their monthly narrative report to farm bureau directors, project leaders, county commissioners, and others interested.

4. We recommend that the annual reports of the different counties be circulated among the different agents by the state office, as it is our belief that study of these reports will bring out the good points in each and mean better reports in 1925.

Thos. Buckman,
Jos. W. Wilson
Lassie Lane,

4. Community Committees and Center Meetings 117 - 34

Considerably more time was spent meeting with community committees this year. A total of 117 committee meetings were held, at which definite conference work was done in program development, leadership training, and program analysis. This type of work has proven eminently worth while.

Fewer community center meetings were attended, due to the increased number of communities met with. The work which gave greatest results was the committee conferences.

5. County Directors' Meetings - 3

A total of three directors' meetings were attended. There was not time, with other work, to make special trips for these meetings.

6. Reports

This fall, because of the absence of the Assistant Director, no annual report assistance was given. This work has been turned over to Mr. Buckman and plans are made for visits with each agent prior to report time.

7. Farm Accounts - 3

Three new farm account schools were held during the year and work continued by last year's account school members. Due to the contemplated absence of the Assistant Director, beginning with September, not a large amount of work was done along this line, there being no one to follow up the work to completion after his absence.

8. Junior Extension - 38 days

In all, 38 days were devoted to club work. Organization, achievement days, and leadership training schools were the main lines of work undertaken. A detailed Junior report is found on page 104 of this report.

9. Maintenance and Training Personnel

During the year there have been two resignations and three appointments. This has necessitated some special time going over preliminary details, since all the new appointees were inexperienced in extension work.

III. PROJECT ACTIVITIES AND RESULTS

III. PROJECT ACTIVITIES AND RESULTS

In order to present the actual total accomplishments of extension work in Nevada for 1925, a survey follows, giving the results of the work by counties, and by project.

A. Summary of 1925 Agricultural Extension Work by Counties

CHURCHILL

Crops

1 alfalfa marketing campaign, including survey of surplus hay and the securing of reduction in hay rates to Kansas City.
1 clover pasture survey made.
3 boys enrolled in corn clubs.
3 wheat variety tests made.
2 farms planting improved seed wheat first time.
1 silo survey made.
1 demonstration alfalfa seed buying.
2 junior potato club members.
6 junior garden club members.

Rodents

6 method demonstrations given rodent control.
1 method demonstration given cutworm control.

Range Livestock

1 grading demonstration, beef.
1 market news service maintained.
Cooperated with California cooperative marketing plan.
1 farm assisted in procuring purebred rams.
1 farm assisted in procuring purebred ewes (300 sheep imported).

Dairy Husbandry

1 cream testing station established affecting 372 dairymen.
1 purebred sire campaign.
12 farmers assisted in obtaining purebred sires - 12 purebred sires placed.
1 plan for marketing dairy sires.
3 dairy calf clubs organized.

Poultry

10 cooperators secured for culling and feeding demonstrations.

Cooperative Buying

1920# seed purchased cooperatively.
100 tons coal (2 carloads) purchased cooperatively.

CLARK

Soils

13 green manure demonstrations.
Commercial fertilizer applied to 60 acres planted to peaches.

Crops

2 corn seed improvement plots.
2 junior corn clubs.
1 follow-up project on vegetable marketing.
2 exhibits.
4 farmers planting improved Horse Bean seed for first time.

Rodents

2 demonstrations in grasshopper control.

Range Livestock

1 range record-keeping project.
1 range cattle grading demonstration.
1 market news service.

Dairy Husbandry

2 junior dairy calf clubs.
1 bull association.
1 Holstein Heifer Calf club.
3 farmers assisted in procuring purebred sires.
4 farmers assisted in procuring purebred cows.
80 farmers influenced to test animals for tuberculosis.
4 farmers influenced to feed better balanced rations.

Poultry

1 accredited flock.
15 bred-to-lay-chicks cooperators.
4 improved poultry houses.
8 culling and feeding demonstrations.
16 farmers assisted in obtaining purebred poultry.
3 farmers influenced to feed better balanced rations.
7 farmers controlling insect pests first time.

Engineering

5 silos constructed.

ELKO

Soils

8 demonstrations better seeding and tillage.
Soil analysed in one garden and gypsum recommended.

Crops

2 plots potatoes passed final inspection for certification.
1 demonstration in growing clover for dairy feed.
1 demonstration in growing oats for dairy feed.
8 grain culture improvement demonstrations.
1 farm treating seed potatoes for disease.
2 farms planting improved seed potatoes first time.
3 farmers practice seed selection first time. (potato)

Horticulture

1 tree pruning demonstration (1 farm pruning first time)
(200 trees involved)

Rodent Control

15 tons poison grain spread over 80,000 acres, resulting in net saving of $35,000 to ranchers.

Range Livestock

Several tons salt distributed on the community range.
2 demonstrations culling females.
1 farm influenced to test animals for tuberculosis.
4 demonstrations grading and dehorning.
2 improved grazing demonstrations.
Market news service maintained.
1 farm assisted in obtaining purebred beef cows.
1 farm culling beef herds first time.
1 junior beef club.
Cooperation with California Cooperative Marketing plan.
Cooperation with Pacific Wool Growers Association.

Sheep

3 sheep grading demonstrations.
3 wool grading demonstrations.
2 farms culling sheep.

Horses

1 demonstration thoroughbred stallions.
14 government stallions placed.

Swine

2 farms assisted in obtaining purebred boars.
1 farm assisted in obtaining purebred sows.
12 farms culling swine.

Dairy

3 Junior dairy clubs.
1 milk testing club.
1 high-grade milking shorthorn herd placed.
2 farmers assisted in obtaining purebred sires. (2 purebred sires placed)
1 farmer assisted in obtaining purebred cows.
20 farmers influenced to vaccinate for blackleg.
1 farmer influenced to test animals for tuberculosis.

Poultry

1 poultry house under construction.
2 culling and feeding demonstrations.
1 poultry club.
1 egg grading demonstration.
5 farms assisted in obtaining purebred poultry.
1 farmer influenced to feed better balanced rations.

HUMBOLDT

Soil

1 demonstration in Campbell system of cultivation.

Farm Crops

3 alfalfa variety tests.
1 farm planting improved alfalfa seed first time.
2 barley variety tests.
1 farm planting improved barley seed first time.
1 corn variety test.
4 wheat variety tests.
1 spring vs. winter wheat test.
1 demonstration treating wheat for smut.
2 farms planting improved seed wheat for first time.
1 potato variety test.
1 potato tillage demonstration.
1 farm practicing potato seed selection first time.
Demonstrations given in potato grading.
2 farms spraying potatoes for disease or insects.
4 home garden demonstrations.
3 demonstrations in lettuce growing.
2 farms spraying truck crops for disease or insects.
5 junior garden club members.
1 farm planting improved soybean seed.

Horticulture

6 demonstrations on control of insects affecting shade trees and flowers.
1 farm spraying fruit trees first time.
2 farms spraying home gardens.
2 farms pruning shade trees.
2 farms spraying shade trees.

Rodents

1 demonstration in poisoning pocket gophers and wood rats.
4 rodent control demonstrations.

Range Livestock

1 demonstration culling females
1 dehorning shute completed
1 dehorning demonstration given.
3 wool grading demonstrations given.
1 market news service maintained.
Cooperated with California Cooperative Marketing Plan.
Cooperated with California Pacific Wool Growers Association.
1 demonstration started improved grazing and feeding project.
1 ranch record keeping project started.

Dairy

2 cooperators in cow testing project
1 farm influenced to test animals for tuberculosis
2 farmers feeding better balanced rations.

Poultry

1 bred-to-lay chicks project
1 poultry house under construction
9 culling and feeding demonstrations
2 demonstrations in treating for round worms with the tobacco treatment.
2 poultry associations formed.
15 farmers feeding better balanced rations for first time.

Engineering

1 radio school - incomplete
1 pumping plant secured
1 tank repair demonstration
3 farms clearing land of stumps or boulders, involving 60 acres.

LINCOLN COUNTY

Farm Crops

2 corn variety tests
1 potato club.
1 market garden club, 3 members.
1 corn club.

Range Livestock

1 cattle grading demonstration
1 market news service

Dairy

1 bull association
1 dairy calf club

LANDER COUNTY

1 county survey made

Farm Crops

3 wheat variety tests
1 demonstration in lettuce growing

Range Livestock

1 sheep grading demonstration

Poultry

4 culling demonstrations
5 poultry project cooperators secured.
1 feeding demonstration
1 egg grading demonstration
1 poultry house under construction

LYON COUNTY

Soils

2 tillage tests

Farm Crops

1 alfalfa seed production demonstration
1 barley variety test
2 farms planting improved barley seed for first time.
2 corn variety tests
1 silage crop (50 acres corn).
1 seed corn germination test
1 demonstration late vs. early planting of corn
6 farms practicing seed corn selection for first time.
12 farms planting improved seed corn for first time.
2 wheat variety tests
5 wheat seed treatments (smut)
1 farm planting improved wheat seed for first time
3 pasture demonstrations
1 sudan grass demonstration
2 potato seed selection demonstrations (2 farmers planting improved seed for first time).
4 potato variety tests
1 potato exhibit
49 potato exhibitors

Rodents

2 grasshopper control demonstrations
1 rodent control demonstration

Range Livestock

2 cattle grading demonstrations
1 wool grading demonstration
Cooperation with California Cooperative Cattle Marketing Ass'n.

Cooperation with Pacific Wool Growers Association.
1 bull association organized; 75 members.
1 sheep club started.

Dairy

3 farmers assisted in procuring purebred sires. (3 purebred sires placed)
1 farmer assisted in procuring purebred cows.
1 farm assisted in procuring purebred dairy cows.
1 junior calf club
2 farms adopting improved practices in sanitary production and care of milk.

Swine

1 junior pig club
3 farmers influenced to vaccinate for cholera.

Poultry

1 poultry show and school.
12 bred-to-lay flocks.
1 bred-to-lay chick project.
5 culling and feeding demonstrations
10 farmers feeding better balanced rations for first time.
2 junior poultry clubs.
1 egg marketing survey
5 poultry houses
2 egg grading demonstrations
12 farmers assisted in procuring purebred poultry.

Economics

1 federal farm loan association organized (same as reported in Washoe County).

PERSHING COUNTY

Soils

Alkali determination survey.

Farm Crops

1 alfalfa marketing campaign including survey ofsurplus hay and reduction of hay rate to Kansas City.
1 corn variety test.
7 farms planting improved seed corn for first time.
1 potato survey
1 wheat survey
1 farm treating seed wheat for smut
1 silo survey.

Horticulture

1 apple tree club
6 varieties apples exhibited at Potato & Apple Show

Horticulture (Cont'd)

1 variety potatoes exhibited at Potato & Apple Show

Rodents

1 rodent survey
1 grasshopper survey
1 cutworm survey

Range Livestock

1 beef grading demonstration
1 improved cattle chute.
1 market news service maintained
Cooperation with California Cooperative Cattle Marketing Ass'n.
1 farmer influenced to vaccinate beef cattle for blackleg
1 junior sheep club
9 farmers assisted in procuring purebred ewes.

Dairy

3 farmers influenced to vaccinate dairy cattle for blackleg
5 farmers assisted in procuring purebred sires
5 purebred dairy bulls introduced.

Swine

1 farm assisted in procuring purebred boars.
1 farm assisted in procuring purebred sows.
9 farms assisted in producing purebred ewes.

Poultry

3 bred-to-lay flocks established.
3 improved poultry houses.
9 culling and feeding demonstrations
1 egg grading demonstration
1 poultry club established.
1 junior poultry club established.
30 farms assisted in procuring purebred hens.

Marketing

2 carloads of hogs shipped cooperatively.

WASHOE COUNTY

Farm Crops

2 alfalfa variety tests
37 alfalfa weevil control demonstrations
2 spray rings organized
3 barley variety tests
1 farm planting improved barley seed for first time.
1 silage crop test.
1 oat smut control demonstration
1 wheat survey, incomplete

Farm Crops (cont'd)

9 wheat variety tests.
2 farms practicing seed selection for first time (wheat)
17 wheat smut control demonstrations
7 farms planting improved seed wheat for first time
1 farm treating seed potatoes for disease
1 potato disease control demonstration
2 potato grading demonstrations
1 farm planting improved potato seed for first time.
5 farmers practicing seed selection for first time (potato)
1 potato show
1 potato exhibit
11 potato seed improvement plots

Horticulture

11 farms spraying fruit trees for first time - 100 trees sprayed.
1 acre bush or small fruits sprayed.

Rodents

5 demonstrations insect control

Range Livestock

1 cattle grading demonstration
1 wool grading demonstration
Cooperation with California Cooperative Marketing plan
1 farmer assisted in procuring purebred beef sire (1 purebred beef sire placed.

Dairy

5 farmers assisted in procuring purebred dairy sires (5 purebred dairy sires placed.
1 survey of purebred dairy sires - incomplete
1 silo
2 junior dairy calf clubs.
1 cow testing project - 130 cows
Official testing of 38 cows.

Poultry

2 bred-to-lay flocks
10 poultry houses constructed
21 culling and feeding demonstrations
1 poultry short course
1 demonstration in egg grading
25 poultrymen treated poultry for lice for first time.
10 farms assisted in obtaining purebred hens.
22 farmers influenced to feed better balanced rations for first time.

Economics

1 federal farm loan association organized.

WHITE PINE COUNTY

Farm Crops

3 farmers planting improved seed corn for first time.
1 farm practicing seed corn selection for first time.
5 farms planted improved seed potatoes for first time.
7 farms planted improved seed wheat for first time.
1 farm practiced seed selection for first time.
1 farm planting improved alfalfa seed for first time.
10 farms spraying fruit trees.
1 farm planting improved fruit tree stock for first time.
10 farms pruning first time (500 trees involved)
10 farms spraying fruit trees for first time.

Range Livestock

1 sheep grazing and feeding demonstration
1 dehorning demonstration
3 ranch record keeping demonstrations.
8 farmers assisted in procuring purebred beef animals.
11 farmers culling herds.
1 farmer culling sheep for first time.
6 farmers influenced to vaccinate for blackleg.

Dairy

1 business short course for creamery directors.
2 junior dairy calf clubs.
1 farm adopting improved practices in sanitary production and care of milk.

Swine

1 farmer assisted in procuring purebred boars.

Poultry

2 poultry houses constructed.

Engineering

1 irrigating pumping plant
1 silo.

B. Summary of 1925 Agricultural Extension Work by Projects

Soils

1 demonstration Campbell system of cultivation
Alkali determination survey - 1 county
8 demonstrations better seeding and tillage
Soil analysed in one garden and gypsum recommended
2 tillage tests
13 green manure demonstrations
Commercial fertilizer applied to 60 acres planted to peaches

Farm Crops

8 grain culture improvement demonstrations
1 alfalfa seed production demonstration
5 alfalfa variety tests
37 alfalfa weevil control demonstrations
2 alfalfa marketing campagins including survey of surplus hay and reduction of hay rates to Kansas City
1 alfalfa seed buying demonstration
2 farms planting improved alfalfa seed for first time
6 barley variety tests
4 farms planting improved barley seed for first time
6 corn variety tests
3 junior clubs - corn
1 seed corn germination test
1 demonstration late vs. early planting of corn
22 farms planting improved seed corn for first time
7 farms practicing seed corn selection for first time
2 corn seed improvement plots
1 oat smut control demonstration
1 demonstration in growing oats for dairy feed
2 wheat surveys
21 wheat variety tests
19 farms planting improved seed wheat for first time
24 wheat smut control demonstrations
3 farms practicing seed selection for first time (wheat)
1 spring vs. winter wheat test
3 pasture demonstrations
1 demonstration in growing clover for dairy seed
1 clover pasture survey
1 sudan grass demonstration
2 silo surveys
2 silage crop tests
5 potato variety tests
11 potato seed improvement plots
1 potato disease control demonstration
2 potato grading demonstrations
1 potato show
1 potato tillage demonstration
2 farms treating seed potatoes for disease
2 farms spraying potatoes for disease or insects for first time
1 potato survey
2 plots potatoes passed final inspection for certification

(Farm Crops - Cont'd)

10 farms planting improved seed for first time (potato)
9 farmers practicing seed selection for first time
1 potato club
4 lettuce growing demonstrations
2 farms spraying truck crops for disease or insects
2 spray rings organized (alfalfa weevil)
4 farms planting improved horse bean seed for first time
1 farm planting improved soybean seed for first time
2 exhibits (educational)

Horticulture

6 demonstrations control of insects affecting shade trees and flowers
11 farms spraying fruit trees
2 farms spraying home gardens
2 farms pruning shade trees
2 farms spraying shade trees
1 apple tree club
11 farms pruning fruit trees first time (700 trees involved)
22 farms spraying fruit trees first time
1 acre bush or small fruits sprayed
1 acre truck crops sprayed
1 farm planting improved fruit tree stock for first time

Home Gardens

4 home garden demonstrations
14 junior garden club members

Rodents

8 rodent control demonstrations
1 rodent survey
1 demonstration poisoning pocket gophers and wood rats
4 grasshopper control demonstrations
1 grasshopper survey
1 cutworm survey
1 cutworm control demonstration
15 tons poison grain spread over 80,000 acres, resulting in net saving of $35,000 to ranchers
5 demonstrations insect control

Range Livestock

3 demonstrations culling females
1 farm influenced to test animals for tuberculosis
11 grading and dehorning demonstrations
3 grazing demonstrations
6 market news services
1 bull association
11 farm assisted in obtaining purebred beef animals
2 dehorning chutes
1 dehorning demonstration
1 improved grazing and feeding demonstration

(Range Livestock - Cont'd)

3 record keeping projects
1 junior beef club
39 cows imported
12 farms culling herds first time
11 farmers influenced to vaccinate for blackleg
5 counties cooperating with California Cooperative Marketing plan
3 sheep grading demonstrations
3 farms culling sheep
7 wool grading demonstrations
2 junior sheep clubs
1 adult sheep club
10 farms assisted in procuring purebred ewes
2 farmers assisted in procuring purebred rams
10 farmers assisted in procuring purebred ewes
3 counties cooperating with Pacific Wool Growers' Association
Several tons of salt distributed on community ranges

Dairy

13 dairy clubs, junior
1 milk testing club
1 cream testing station affecting 372 dairymen
1 high-grade milking shorthorn herd placed
23 farmers influenced to vaccinate for blackleg
2 cooperators in cow testing project
82 farmers influenced to test animals for tuberculosis
6 farmers feeding better balanced rations
58 farmers assisted in procuring purebred dairy sires
11 farmers assisted in procuring purebred dairy cows
1 farm assisted in procuring purebred dairy cows
2 farms adopting improved practices in sanitary production and care of milk
1 bull association
1 business short course for creamery directors
1 purebred sire campaign
1 plan for marketing dairy sires

Horses

1 demonstration thoroughbred stallions
14 government stallions placed

Swine

4 farms assisted in obtaining purebred boars
2 farms assisted in obtaining purebred sows
12 farms culling swine
3 farms influenced to vaccinate for cholera
1 junior pig club

Poultry

2 poultry schools
1 poultry show and school
30 bred-to-lay flocks

(Poultry - Cont'd)

23 improved poultry houses
48 culling and feeding demonstrations
4 poultry clubs, junior
5 egg grading demonstrations
73 farms assisted in obtaining purebred poultry
2 bred-to-lay chicks projects
2 demonstrations in treating for round worms with tobacco treatment
2 poultry associations formed
5 poultry project cooperators secured
51 farmers feeding better balanced rations for first time
1 egg marketing survey
1 accredited flock
32 farmers controlling insect pests first time

Rural Engineering

20 springs and seeps for stock watering developed
1 radio school
1 pumping plant
1 tank repair demonstration
3 farms clearing land of stumps or boulders, involving 60 acres
1 farm installing irrigation system (15 acres irrigated)
6 silos
21.6 miles of dtich for stock watering constructed

Economics

2 carloads of hogs shipped cooperatively
1 federal farm loan association organized
1920# seed purchased cooperatively
100 tons coal (2 carloads) purchased cooperatively
1 follow-up project on vegetable marketing

C. Comparison of Goals and Accomplishments

Accepted Goals	Accomplishments
CLARK COUNTY	
Range Livestock	
1 bull association	0
1 ranch record keeping, beef	1
1 cattle grading demonstration	1
1 Market News Service	1
1 Beef Feeding demonstration	0
Dairy	
1 Smith-Hughes cooperative cow testing ass'n.	0
1 bull association	1
1 tuberculosis control project, 2 communities	0
1 purchase dairy bulls	2
1 Holstein heifer calf club	1
Poultry	
1 accredited flock	1
12 bred-to-lay chicks, cooperators	15
7 poultry houses, new or improved	4
7 culling and feeding demonstrations	8
Crops	
8 green manure crops	13
2 seed corn improvement tests	2
2 junior corn clubs	2
2 wheat smut control plots	0
1 follow-up on Moapa Growers Association	1
2 exhibits	2
CHURCHILL COUNTY	
Range Livestock	
1 cattle grading demonstration	1
1 market news service	1
1 wool grading demonstration	0
1 cooperation with California Cattle Marketing plan	1
5 farmers import 100 sheep	1 farmer imported 300 sheep 1 farmer purchased 3 pure-bred rams

Accepted Goals	Accomplishments

CHURCHILL COUNTY (Cont'd)

Dairy

1 cow testing club, junior	0
3 dairy calf clubs	3
10 purebred dairy sires placed	12
1 plan for marketing dairy sires	1
1 state operated cream testing station	1

Poultry

1 accredited flock	0
1 bred-to-lay chicks project	0
3 poultry houses, new or improved	0
3 culling and feeding demonstrations	10

Crops

1 plan for marketing alfalfa surplus	1 established, survey of surplus hay made, secured reduction in hay rate to Kansas City
1 clover pasture plot	Incomplete, 1 pasture survey made and sweet clover results published
1 corn variety test	0
3 corn clubs, junior	3 boys enrolled
1 wheat survey	0
1 wheat variety test	3
2 home gardens	0
1 silo survey	1

Engineering

1 radio school	0

Cooperative Buying

1 cooperative alfalfa seed buying project	1
2 carloads of coal purchased cooperatively	2

ELKO COUNTY

Range Livestock

1 higher percentage calf or lamb crop	1 (salting)
1 culling females	2
1 improved grazing and feeding project	2
2 grading and dehorning projects	4
2 wool grading demonstrations	3
1 Market News Service	1
1 cooperation with California Coop. Cattle Marketing Association	1
Livestock Club	1

Accepted Goals	Accomplishments

ELKO COUNTY (Cont'd)

Dairy

2 purebred sires	2
1 silo	0
3 dairy calf clubs, junior	3

Poultry

1 accredited flock	0
1 poultry house	1
2 culling and feeding demonstrations	2
1 poultry club	1

Crops

2 potato yield projects (certified)	2
1 grain culture improvement project	8

HUMBOLDT COUNTY

Range Livestock

1 Culling females, beef	Incomplete
1 improved grazing and feeding practices	1
1 ranch record keeping project	1
2 wool grading demonstrations	3
1 Market News Service	1
1 cooperation with California Coop. Cattle Marketing Plan	1
1 dehorning demonstration	1

Dairy

1 cow testing project, two cooperators	Incomplete

Poultry

1 bred-to-lay chicks project	1
2 poultry houses	1
6 culling demonstrations	9

Crops

1 alfalfa variety test	3
2 corn variety tests	1
4 wheat variety tests	4
1 spring vs. winter wheat test	1
1 wheat club	0
1 barley variety test	2
1 potato variety test	1
1 potato tillage demonstration	1
2 home garden demonstrations	4

Accepted Goals	Accomplishments
HUMBOLDT COUNTY (Cont'd)	
Engineering	
1 radio school	Incomplete
4 pumping plans improved	1
LINCOLN COUNTY	
Range Livestock	
1 ranch records, beef	0
1 cattle grading demonstration	1
1 wool grading demonstration	0
1 Market News Service	1
Dairy	
1 bull association	1
1 dairy calf club	1
1 tuberculosis control project, 3 communities	0
Crops	
1 corn club	1
1 Market Garden Club	1
2 corn variety tests	2
3 silos	0
1 potato club	1
LYON COUNTY	
Range Livestock	
2 cattle grading demonstrations	2
2 wool grading demonstrations	1
1 Market News Service	0
1 Cooperation with California Coop. Cattle Marketing plan	1
1 wool marketing association	1
1 sheep club	1
Dairy	
1 cow testing association	0
5 purebred sires imported	3
1 silo	0
1 calf club, junior	1

Accepted Goals — Accomplishments

LYON COUNTY (Cont'd)

Poultry

1 poultry show and school - - - - - - - - - - - - - - - - 1
2 bred-to-lay flocks - - - - - - - - - - - - - - - - - - 12
1 bred-to-lay chicks project - - - - - - - - - - - - - 1
1 poultry house - 5
5 culling and feeding demonstrations - - - - - - - 5
1 poultry club - 1
1 study for marketing poultry products - - - - - - - 1

Crops

2 corn variety tests - - - - - - - - - - - - - - - - - 2
1 silage crop - 1
2 wheat variety tests - - - - - - - - - - - - - - - - 1
2 spring vs. winter wheat tests - - - - - - - - - - 0
3 barley variety tests - - - - - - - - - - - - - - - - 1
2 pasture demonstrations - - - - - - - - - - - - - - - 3
2 potato seed improvement plots - - - - - - - - - - 2
2 potato disease control demonstrations - - - - - - 0
2 potato grading demonstrations - - - - - - - - - - 0
1 potato show - 0
2 potato variety tests - - - - - - - - - - - - - - - - 4
50 exhibitors at state potato show - - - - - - - - - 49
2 wheat seed treatment (smut) - - - - - - - - - - - 4
1 Sudan grass demonstration- - - - - - - - - - - - - 1

PERSHING COUNTY

Range Livestock

1 cattle grading demonstration - - - - - - - - - - - 1
1 wool grading demonstration - - - - - - - - - - - - 0
1 Market News Service - - - - - - - - - - - - - - - - 1
1 Cooperation with California Coop.
Cattle Marketing plan - - - - - - - - - - - - - 7 signers
1 improved cattle shoot - - - - - - - - - - - - - - - 1
1 sheep club, junior - - - - - - - - - - - - - - - - - 1

Dairy

1 car dairy cows imported (increase no. of cows 6%)-No. increased 8.6% - 39 cows
1 cow testing circle - - - - - - - - - - - - - - - - - 0
2 purebred dairy sires placed - - - - - - - - - - - - 5

Accepted Goals	Accomplishments

PERSHING COUNTY (Cont'd)

Poultry

1 accredited flock	0
4 bred-to-lay flocks	3
5 poultry houses - new or improved	3
10 culling and feeding demonstrations	10 started and continued
1 poultry club	1
1 poultry club, Junior	1

Crops

1 plan for marketing surplus alfalfa	1 established - survey of surplus hay made. Secured reduction in hay rate to Kansas City.
1 corn variety test	7
1 wheat survey	1
1 silo survey	1

Horticulture

1 apple tree club, junior	1

Swine

1 cooperative carload of hogs	2

WASHOE COUNTY

Range Livestock

1 cattle grading demonstration	1
1 wool grading demonstration	1
1 Market News Service	0
1 cooperation with California Coop. Cattle Marketing plan	Yes

Dairy

1 cow testing association (problematic)	0
5 purebred sires placed	5
1 survey of purebred sires	Incomplete
1 silo	1
1 dairy calf club, junior	2

Accepted Goals	Accomplishments

WASHOE COUNTY (Cont'd)

Poultry

2 bred-to-lay flocks	2
5 poultry houses	10
10 culling and feeding demonstrations	21
1 poultry short course	1

Crops

2 alfalfa variety tests	2
6 alfalfa weevil control demonstrations	37
1 corn variety test	0
1 silage crop test	1
1 wheat survey	Incomplete
5 wheat variety tests	9
2 spring vs. winter wheat demonstrations	0
10 wheat smut control demonstrations	17
1 certified wheat seed demonstration	0
3 barley variety tests	3
20 potato seed improvement plots	11
1 potato disease control demonstration	1
2 potato grading demonstrations	1
1 potato show	1
5 oats variety tests	0
1 exhibit	1

WHITE PINE, EUREKA, AND LANDER COUNTIES

Range Livestock

1 improved grazing and feeding methods, sheep	1
1 dehorning demonstration	1
2 wool grading demonstrations	0
3 ranch record keeping projects, 1 beef, 2 sheep	3
3 Market News Service	0

Dairy

10 dairy cows imported	0
1 business short course for creamery directors	1
1 prospectus and plan for further financing creamery improvements	0
1 ice manufacturing plant for creamery built	0
1 well, pumping plant, and water system for creamery	0
1 lighting plant for creamery	0
1 dairy calf club	2

Accepted Goals	Accomplishments

WHITE PINE, EUREKA, AND LANDER COUNTIES (Cont'd)

Engineering

1 lighting plant - 1
1 home water system. (Note: in addition to creamery) - - - - - - - - - 1
1 irrigation pumping plant - - - - - - - - - - - - - - - - 1

D. Narrative of Accomplishments by Project

1. Soil Improvement

Maintenance of soil fertility by the use of green and barnyard manures is a serious problem in southern Nevada. Investigations by the district agent in Clark County show the need of more humus and nitrogen in the soils of that county, particularly where winter vegetables are being grown. The demand for information of this character and the use of mineral fertilizer in southern Nevada appeared to be sufficiently pressing to justify the Nevada Agricultural Experiment Station to co-operate with the Farm Bureau and Extension Service in a series of experiments along this line. For full information as to the problems and examples of work being done in Clark County along this line, see the 1923 and 1924 annual reports of J. H. Wittwer, District Extension Agent, Clark and Lincoln Counties, as well as the 1925 report, pages 8 to 21 (Clark County). Since the only section of the State confronted with serious soil problems is Clark County, and in as much as only one county has done a major piece of work in soil improvement, it does not seem necessary to recopy from these reports, when the information is available in the Office of Cooperative Extension Work.

Summary Soils Work

1 demonstration Campbell system of cultivation.
Alkali determination survey - 1 county.
8 demonstrations better seeding and tillage.
Soil analysed in one garden and gypsum recommended.
2 tillage tests.
13 green manure demonstrations.
Commercial fertilizer applied to 60 acres planted to peaches.

2. Farm Crops

Some farm crops work has been carried on in all the organized counties of the State. The work consisted largely of projects related to standard crops produced in the respective counties. Work with cereal crops consisted of variety tests, better seed selection, smut control, and tillage demonstrations. Work done with forage crops consisted of alfalfa weevil control demonstrations, alfalfa variety tests, pasture demonstrations with sweet clover and oats.

Potato improvement work took the form of "source of seed" tests in the two most important potato producing counties of the State. Production of certified seed potatoes was a project in Elko County, where conditions are ideal for the production of good seed.

For examples of the best pieces of crops work done in the State, refer to the following reports of the county extension agents:- J. H. Wittwer, Clark County, 1925, pages 24 and 30A; Thomas Buckman, Washoe County report, 1925, pages 9 - 11 - 12; Jos. W. Wilson, Elko County report, 1925, "Clover", page 8.

Summary Farm Crops Work

8 grain culture improvement demonstrations
1 alfalfa seed production demonstration
5 alfalfa variety tests
37 alfalfa weevil control
2 alfalfa marketing campaigns, including survey of surplus hay and reduction of hay rates to Kansas City
1 alfalfa seed buying demonstration
2 farms planting improved alfalfa seed for first time
6 farms planting improved barley seed for first time
4 barley variety tests
6 corn variety tests
3 junior clubs - corn
1 seed corn germination test
1 demonstration late vs. early planting of corn
22 farms planting improved seed corn for first time
7 farms practicing seed corn selection for first time
2 corn seed improvement plots
1 oat smut control demonstration
1 demonstration in growing oats for dairy feed
2 wheat surveys
21 wheat variety tests
19 farms planting improved seed wheat for first time
24 wheat smut control demonstrations
3 farms practicing seed selection for first time (wheat)
1 spring vs. winter wheat test
3 pasture demonstrations
1 demonstration in growing clover for dairy feed
1 clover pasture survey
1 sudan grass demonstration
2 silo surveys
2 silage crop tests
5 potato variety tests
11 potato seed improvement plots
1 potato disease control demonstration
2 potato grading demonstrations
1 potato show
1 potato tillage demonstration
2 farms treating seed potatoes for disease
2 farms spraying potatoes for disease or insects for first time
1 potato survey
2 plots potatoes passed final inspection for certification
10 farms planting improved seed for first time (potato)
9 farmers practicing seed selection for first time
1 potato club
4 lettuce growing demonstrations
2 farms spraying truck crops for disease or insects
2 spray rings organized (alfalfa weevil)
4 farms planting improved horsebean seed for first time
1 farm planting improved soybean seed for first time
2 educational exhibits

3. Horticulture

Horticulture projects did not occupy an important place in the program of any of the counties, with the possible exception of Clark County, where winter vegetables, vineyards, and fruit are the major projects. Horticulture work conducted during 1925 consisted largely of a few scattered pruning and spraying demonstrations, with the exception of the work done in Clark County.

In Washoe County a potato and apple show was held in cooperation with the Agricultural College and the County Farm Bureau. This was largely an educational exhibit, the details of which may be found on pages 16 and 17 of the 1925 annual report of Thomas Buckman, Washoe County, Nevada.

Lettuce as a commercial crop was tested out in Humboldt County. The results secured from this test are described on page 10 in the 1925 annual report of Paul Maloney, Humboldt County, Nevada.

Summary of Horticulture Work

6 demonstrations control of insects affecting shade trees and flowers
11 farms spraying fruit trees
2 farms spraying insects home gardens
2 farms pruning shade trees
2 farms spraying shade trees
1 apple tree club
11 farms pruning fruit trees first time (700 trees involved)
22 farms spraying fruit trees first time
1 acre bush or small fruits sprayed
1 acre truck crops sprayed
1 farm planting improved fruit tree stock for first time

4. Forestry

No work was done along this line.

5. Rodents and Predatory Animals

Elko County reports the largest amount of rodent control work control work conducted in 1925, 15 tons of poison grain being spread over 80,000 acres of ground. Some rodent control work was carried on in Humboldt and Lyon Counties. For details as to the best rodent control work, see 1925 Annual Report of Jos. W. Wilson, Elko County, Nevada, page 11.

Predatory animal control was taken up through the cooperation of the Extension Service and Biological Survey in White Pine County, two trappers being placed on summer ranges where loss from coyotes was extremely large, especially with herds of sheep. These particular ranges grazed 18,000 head of sheep and 3,000 head of cattle. An average of one coyote per day was taken by the trappers, who were placed for sixty days on this range, the result of which was a big saving to the stockmen.

A few scattered demonstrations in the control of grasshoppers, army worms, cut worms, and other insects were reported from all the counties.

Summary of Rodent Control Work

8 rodent control demonstrations
1 rodent survey
1 demonstration poisoning pocket gophers and wood rats
1 grasshopper survey
4 grasshopper control demonstrations
1 cutworm survey
1 cutworm control demonstration
15 tons poison grain spread over 80,000 acres, resulting in a net saving of $35,000 to ranchers
5 demonstrations insect control

6. Animal Husbandry

Special emphasis was given to this phase of extension work for 1925, with particular attention being paid to projects included in the Western States Range Livestock Program. The outstanding pieces of range livestock work were done in Elko, White Pine, Eureka, and Lyon counties. This work consisted of range management, dry-area lambing, grazing, salting ranges, better sires, culling herds of cattle, dehorning cattle, improvements in equipment, predatory animal control, range inspections, sheep culling, and beef cattle grading demonstrations.

Beef cattle grading demonstrations were reported from every county in the State, while support was given to the formation of the California Cattlemen's Cooperative Marketing Association and Pacific Cooperative Wool Growers' Association in each county where membership in the cooperatives was desirable for marketing cattle or wool.

For the best piece of range livestock work done in the State, see the reports of Claude R. Townsend, 1925, pages 11 to 21, and of Jos. W. Wilson, Elko County, 1925, pages 14 to 16.

Summary of Animal Husbandry Work

(a) Range Livestock

3 demonstrations culling females
1 farm influenced to test animals for tuberculosis
11 grading and dehorning demonstrations
3 grazing demonstrations
6 market news services
1 bull association
11 farms assisted in obtaining purebred beef animals
2 dehorning chutes
1 dehorning demonstration
1 improved grazing and feeding demonstration
3 record keeping projects
1 junior beef club
39 cows imported
12 farms culling herds for first time
11 farmers influenced to vaccinate for blackleg
5 counties cooperating with California Cooperative Marketing plan

3 sheep grading demonstrations
3 farms culling sheep
7 wool grading demonstrations
2 junior sheep clubs
1 adult sheep club
10 farms assisted in procuring purebred ewes
2 farmers assisted in procuring purebred rams
10 farmers assisted in procuring purebred ewes
3 counties cooperating with Pacific Wool Growers' Association
Several tons of salt distributed on community ranges

(b) Horses

1 demonstration thoroughbred stallions
14 government stallions placed

(c) Swine

4 farms assisted in obtaining purebred boars
2 farms assisted in obtaining purebred sows
12 farms culling swine
3 farms influenced to vaccinate for cholera
1 junior pig club

7. Dairy

A detailed account of the dairy projects will be reported by V. E. Scott, Dairy Specialist. The work for 1925 consisted largely of placing purebred sires, a cow testing project, the importation of dairy cows into the communities where they were lacking, and dairy calf club work. Thirteen dairy calf clubs, with a membership of 125, were organized in the State.

Summary of Dairy Work

13 dairy clubs, junior
1 milk testing club
1 cream testing station, affecting 372 dairymen
1 high-grade milking shorthorn herd placed
23 farmers influenced to vaccinate for blackleg
2 cooperators in cow testing project
82 farmers influenced to test animals for tuberculosis
6 farmers feeding better balanced rations
58 farmers assisted in procuring purebred dairy sires
11 farmers assisted in procuring purebred dairy cows
1 farm assisted in procuring purebred dairy cows
2 farms adopting improved practices in sanitary production and care of milk
1 bull association
1 business short course for creamery directors
1 purebred sire campaign
1 plan for marketing dairy sires

8. Poultry

Special emphasis was given to the poultry culling and feeding project during 1925. Another project which received considerable attention, with good results, was the poultry house project. Reference to the 1925 annual report of Thomas Buckman, Washoe County, Nevada, page 20, will give an idea as to the method used and results obtained in the poultry culling, feeding, and housing projects. For a State summary as to results secured, see detailed account for 1925 by V. E. Scott, poultry specialist.

Summary of Poultry Work

2 poultry schools
1 poultry show and school
30 bred-to-lay flocks
23 improved poultry houses
48 culling and feeding demonstrations
4 poultry clubs, junior
5 egg grading demonstrations
73 farms assisted in obtaining purebred poultry
2 bred-to-lay chicks projects
2 demonstrations in treating for round worms with tobacco treatment
2 poultry associations formed
5 poultry project cooperators secured
51 farmers feeding better balanced rations for first time
1 egg marketing survey
1 accredited flock established
32 farmers controlling insect pests for first time

9. Rural Engineering

Rural engineering work done in 1925 consisted of furnishing plans for poultry houses, silos, improving corrals, cattle chutes, dipping vats, etc. In addition to this, plans were furnished for developing springs. For good examples of rural engineering work done in 1925, see 1925 annual report of Claude R. Townsend, Eureka and White Pine Counties, pages 21 to 25.

Summary of Rural Engineering

20 springs and seeps for stock watering developed
1 radio school
1 pumping plant
1 tank repair demonstration
3 farms clearing land of stumps or boulders, involving 60 acres
1 farm installing irrigation system (15 acres irrigated)
6 silos
21.6 miles of ditch for stock watering constructed

10. Agricultural Economics

Assistance was given to the California Cattlemen's Cooperative Marketing Association in perfecting their organization in Nevada. Similar assistance was given to the Pacific Cooperative Wool Growers' Association. Both of these organizations operated in the State with profit to the Nevada cattle and woolgrower, and the Extension Service feels entitled to some credit fot the successful establishment of these cooperatives in the State. All the northern counties participated in the assistance given to the associations.

Another important project completed during the year, was the formation of a national federal farm loan association, operating in western Nevada. This association was formed through the cooperation of two agents in adjoining counties. For details as to how the association was formed, see the 1925 annual report of Edward C. Reed, Lyon County, page 34, and of Thomas Buckman, Washoe County, 1925, page 24.

Summary of Agricultural Economics Work

2 carloads of hogs shipped cooperatively
1 federal farm loan association organized
1920# seed purchased cooperatively
100 tons coal (2 carloads) purchased cooperatively
1 follow-up project on vegetable marketing

11. Special

Motion Pictures

Two motion picture films were taken by the U. S. Department of Agriculture in Nevada during 1925 through the initiative of Director C. W. Creel, with the cooperation of the Department. The first film taken was one showing improved livestock methods. The film featured range livestock projects adopted in the Western States Range Livestock Program, and it will undoubtedly prove of very great assistance in putting over these projects, not only in Nevada, but also in other states.

The second film portrays the life history of the alfalfa weevil and the best methods for its control. As the weevil problem is rapidly becoming a greater one in the western States, this film will prove of very great value in presenting control measures to combat this pest.

Travelling Tour

Particular attention is called to page 26 of the Washoe County, Nevada, Annual Report for 1925. On this page is a program for a travelling tour, which is thought to be a very effective way of presenting extension work to the farmers and people in a county.

Extension Schools

Three extension schools were held very successfully in the State during the year. Two of these schools were two-day poultry schools, while the third was a three-day affair, combined with a poultry show. Through these schools a great many people were reached, and they will again be held in 1926, inasmuch as the attendance and results secured were so satisfactory.

WESTERN RANGE LIVESTOCK PROGRAM, 1925

Accomplishments in Nevada

Nevada reports the following accomplishments for 1925 on the Western States Range Livestock Program:

Water Development:

Seven men developed 20 springs and seeps for stock-watering on ranges heretofore only partially utilized. Four stockmen constructed 21.6 miles of ditch for stock-watering purposes on range lands heretofore only partially utilized.

Rodent Control:

155 men cooperated in spreading 15 tons poison grain over 80,000 acres. In addition, enough poison out to cover 5,000 acres.

Improved Grazing Methods: (formerly Deferred and Rotation grazing)

Three stock outfits adopted grazing methods on 1,174,060 acres of summer range lands.

Revegetation:

One stock outfit practiced re-seeding by natural methods on 15,000 acres of summer and fall range.

Salting:

40 men cooperated in distributing salt on public domain.

Herding:

Five men adopted bedding out system with 29,000 sheep. One man placed a herder on summer range with 1,000 head cattle. Twenty men, through association, employed 2 herders to properly distribute 2,100 head of cattle on summer range.

Purebred sires:

Two projects securing each one carlot purebred registered Hereford range sires -- unfinished. One man secured 60 head of Rambouillet rams. One stock outfit secured 95 head of Rambouillet rams. Seven men secured 81 head of Herefords. One man secured one Berkshire hog. Seven men cooperated in handling government stallions for public use. Took moving picture showing proper type of stallion and mares and yearling colts resulting from above matings. One Junior sheep club of 5 members to produce purebred rams.

Culling Females:

Two sheepmen cooperated in ewe culling demonstration. One man culled 1250 ewes from herds totaling 25,000. 3000 ewes culled for better production. Eleven men culled 230 head of cows from herds totaling 3350 head. From 3 demonstrations of female culling, 500 females were culled out of 2 herds.

Controlled Breeding:

One man controlled the breeding of 100 head of cows.

Supplemental Feeding - Concentrates:

Secured 600 tons of cotton seed cake at a saving of about $3.00 per ton.

Market News Service:

Market news service in two counties.

Classes and Grades - Cattle:

One very successful range livestock grading demonstration emphasizing need for improved breeding and better range management. Held 14 cattle grading and classing demonstrations - 322 men attended. Assistance given by U. S. Department of Agriculture Specialist.

Classes and Grades - Wool:

Five wool grading demonstrations. Attendance 105.

Shipping Direct to Central Market:

Assistance tiven California Cattlemen's Association in signing up cattle on contract.

Selling Wool:

640,000 pounds of wool marketed cooperatively. Two meetings held in cooperation with Pacific Cooperative Wool Growers Association. Ten men with 275,000 pounds of wool signed two-year contract.

Miscellaneous Livestock Management: (such as dehorning or improving equipment)

Took moving picture showing how to dehorn and how to improve cattle through proper breeding. Six men dehorned a total of 1180 head of cattle. Eleven men made improvements in corrals, scales, dipping vats, chutes, and fences. Two dehorning demonstrations to 155 people. Two dehorning chutes put in.

Predatory Animals:

Range inspections made on summer ranges grazing 91,000 head of sheep and 12,500 cattle for the purpose of determining cause of loss from poisonous plants.

Cost of Production Studies:

Three cost of production studies.

Inter-relation of Irrigated Ranch and Range:

Study of range livestock conditions being made to determine which western range livestock projects can be adopted in county - incomplete.

IV. THE OUTLOOK AND RECOMMENDATIONS

THE OUTLOOK

The close of the year finds the Nevada Extension Service on a firmer basis. Another year's work shows more people interested in the work and a better understanding of our aims and accomplishments. Each year in the counties the county agent's office is becoming more of the center or clearing house for agricultural information in the county. Each year finds the scope of the word widening in the State, and counties not organized showing interest in what is being done.

A note of optimism in the agents' reports indicates that extension work is on the upgrade and that everyone is interested and working hard. Better balanced programs of work are being lined up for 1926. Closer working relationships with other organizations are being maintained and the people of the State have a clearer ideas as to the function of extension work.

General Plans for 1926

The main activities will be:

I. Livestock Improvement

A. Range cattle and sheep.
B. Dairy.
C. Poultry.

II. Farm Crops and Soils

A. Related to range livestock, dairy, poultry, and human nutrition.
B. Cash crops - potatoes - wheat.

III. Rural Engineering

A. Home Engineering.
B. Water Development.

IV. Club Work

A. Supporting above projects.
B. One state encampment University Farm.

Suggested Supervisory Program for 1926

The Assistant Director will confine his efforts to three lines of work:

I. Supervision of Agents.

A. Office and field records.
B. Program Determination.
C. Program follow-up - checking.
D. Field meetings at demonstrations.

II. Junior Extension Work.

A. Preparation of subject matter.
B. Complete 500 junior demonstrations.
C. Complete establishment of club camp.

III. Specialist Assistance Farm Crops.

A. Subject matter preparation.
B. Assistance to agents in field on cereal and forage crops and potato production.
C. Seed certification.

Assistance Desired

We desire to receive the continued helpful services of W. A. Lloyd during the coming year. In addition, specialist assistance of the character rendered by Mr. J. K. Wallace in livestock grading and Mr. Leland Graham's help in egg grading would be helpful in our extension program, since our specialist assistance from the college is limited. The assistance of Miss Madge J. Reese at our 1926 Club Encampment in August would be greatly appreciated.

RECOMMENDATIONS

I. That a plan be worked out whereby the National Club Congress be divided into possibly three or four divisions as follows:

1. South at Atlanta, Georgia.
2. East at Springfield, Massachusetts.
3. West at Portland, Oregon, Pacific International Livestock Exposition
4. Middle west at Chicago, Illinois.

The strain of expense on far western states to send delegates and chaperones to Chicago is too great, and support will have to be thrown to something more within our reach unless some different plan is made.

II. That annual reports be tabulated in Washington, instead of the State Office.

III. That an extension specialist in the Office of Exhibits be employed to render specialist assistance to the states in the preparation of educational exhibits and the best type of publicity for putting over extension programs.

Junior

V. JUNIOR EXTENSION WORK

V. JUNIOR EXTENSION WORK

A. Organization

The organization of Junior Extension work is the same as in 1923 and 1924. Assistant Director Foster is in administrative charge of the work, and Assistant Director Stilwell cooperates in the promotion and conduct of the home economics club activities.

Every agent in the State is now conducting club work as a part of his program and all are tying the work up in such a way that it supplements their entire program of work. Each agent spends about one-fourth of his time with junior work.

B. Extent of Junior Work

The following tables show vividly the development of junior work for 1923-1924 and 1925. Over this three-year period great progress has been made in interesting practically the entire state in club work and reaching nearly every farm community with some kind of club work.

This year the goal is 500 completed club members. This is to be increased to 600 for 1926 and maintained there as a minimum until 1930. We will be reaching about ten percent of our farm population of club members when this goal is attained. Under conditions with which the agents have to deal, this cannot be exceeded very greatly.

C. Charts and Tables

1. Summary of club work in 1925.
2. Summary of club work by agent and project 1925.
3. Graphic presentation of junior work by counties or districts 1925.
4. A graphic presentation of junior work by projects, 1923-1924-1925 compared.
5. Club work compared by projects 1923-1924-1925.
6. Comparison of work 1915-1925 (table).
7. Comparison of work 1915-1925 (chart).

1. Club Summary 1925

County - Agent	Goal Set	Enroll-ment	Completed reports on file	Percent Completed	Members at Camp
Elko - Wilson	35	48	27	56	17
Elko - McElhinney	40	48	40	85	39
Humboldt - Maloney	20	19	8	42	8
Lyon & Pershing - Lane	50	54	34	63	25
Lyon - Ed Reed	40	33	27	82	19
Pershing - Al Reed	12	28	13	46	5
Washoe - Buckman	40	40	26	64	21
Washoe - Zimmerman	60	81	62	76	30
White Pine - Townsend	20	13	0	0	5
Clark and Lincoln - Wittwer	66	66	33	50	12
Clark, Lincoln and White Pine - LeNoir	67	176	137	77	40
Churchill - Al Reed	50	92	34	36	0
	500	698	441	63.2	221

2. Summary of Club Work by Agents and Projects

	Corn		Potatoes		Gardening		Dairy Cattle		Beef Cattle		Swine		Sheep		Poultry		Rabbit		Farm Account		Food Preparation		Food Preservation		Clothing		House Furnishing		Totals	
	Enr	Comp	Enr	Comp	Enr	Comp	Enr	Comp	Enr	Comp	Enr	Comp	Enr	Comp	Enr	Comp	Enr	Comp	Enr	Comp	Enr	Comp	Enr	Comp	Enr	Comp	Enr	Comp	Enr	Comp
Elko - Wilson							33	20	4	1					11	6													48	27
Elko - McElhinney					13	11																	9	9	26	20			48	40
Humboldt - Maloney					5	3																	14	5					19	8
Pershing, Lyon, and Lander - Lane																					13	11			41	23			54	34
Lyon - Ed Reed							11	10			5	5	5		12	12													33	27
Churchill - Al Reed	4	1	1		6	2	16	2	1	1	5	2	4	2	5	3	4	2							46	19			92	34
Pershing - Al Reed					9	4							9	5	10	4													28	13
Washoe - Buckman			2		9	9	24	12			1	1	3	3	1	1													40	26
Washoe - Zimmerman																							10	4	71	58			81	62
Clark & Lincoln - Wittwer	27	11	8	2	3	3	28	17																					66	33
Clark, Lincoln, and White Pine - LeNoir															10	10							24	16	142	111			176	137
White Pine - Townsend							13																						13	
TOTALS	31	12	11	2	45	32	126	61	5	2	11	8	21	10	49	36	4	2			13	11	57	34	326	231			698	441

2. Summary of Club Work by Agents and Projects

	Corn		Potatoes		Gardening		Dairy Cattle		Beef Cattle		Swine		Sheep		Poultry		Rabbit		Farm Account		Food Preparation		Food Preservation		Clothing		House Furnishing		Totals	
	Enr	Comp	Enr	Comp	Enr	Comp	Enr	Comp	Enr	Comp	Enr	Comp	Enr	Comp	Enr	Comp	Enr	Comp	Enr	Comp	Enr	Comp	Enr	Comp	Enr	Comp	Enr	Comp	Enr	Comp
Elko - Wilson							33	20	4	1					11	6													48	27
Elko - McElhinney					13	11															3		9	9	26	20			48	40
Humboldt - Maloney					5	3																	14	5					19	8
Pershing, Lyon, and Lander - Lane																					13	11			41	23			54	34
Lyon - Ed Reed							11	10			5	5	5		12	12													33	27
Churchill - Al Reed	4	1	1		6	2	16	2	1	1	5	2	4	2	5	3	4	2							46	19			92	34
Pershing - Al Reed					9	4							9	5	10	4													28	13
Washoe - Buckman			2		9	9	24	12			1	1	3	3	1	1													40	26
Washoe - Zimmerman																							10	4	71	58			81	62
Clark & Lincoln - Wittwer	27	11	8	2	3	3	28	17																					66	33
Clark, Lincoln, and White Pine - LeNoir															10	10							24	16	142	111			176	137
White Pine - Townsend							13																						13	
TOTALS	31	12	11	2	45	32	126	61	5	2	11	8	21	10	49	36	4	2			13	11	57	34	326	231			698	441

3. Graphic Presentation of Junior Work
By Counties or Districts, 1925



3. Graphic Presentation of Junior Work
By Counties or Districts, 1925



4. Graphic Presentation of Junior Work
By Projects

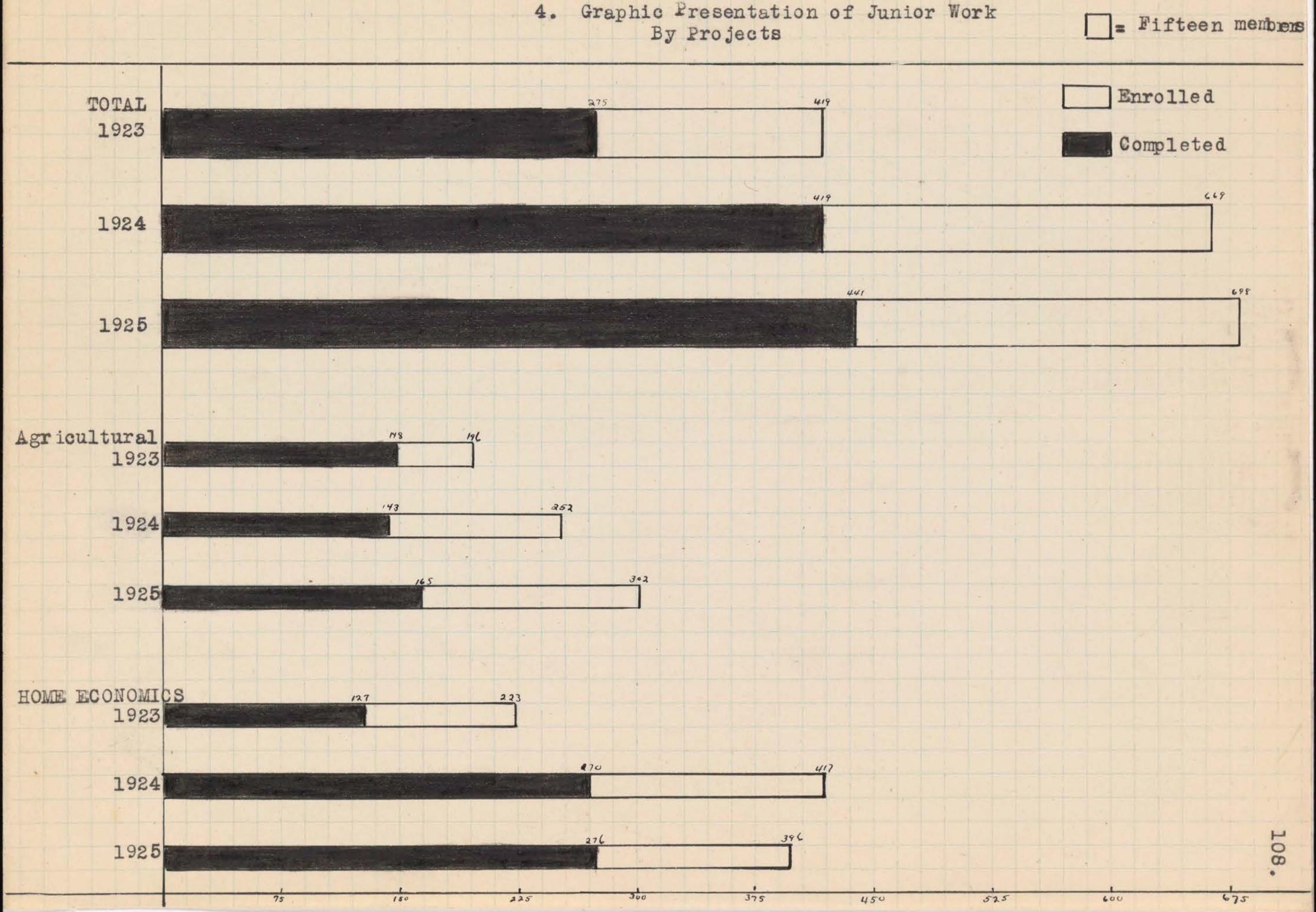

4. Graphic Presentation of Junior Work
By Projects



5. Club work compared by projects 1923-1924-1925.

	Enrolled 1923	Completed 1923	Enrolled 1924	Completed 1924	Enrolled 1925	Completed 1925
Corn	22	15	47	38	31	12
Potato	0	0	1	1	11	2
Garden	14	13	19	14	45	32
Dairy Cattle	48	48	95	59	125	61
Beef Cattle	4	4	7	2	5	2
Swine	80	46	43	21	11	8
Sheep	6	4	12	12	21	10
Poultry	17	13	16	8	49	36
Rabbit	0	0	7	1	4	2
Farm Account	5	5	5	5	0	0
Food Preparation	5	4	8	8	13	11
Food Preservation	31	9	48	19	57	34
Clothing	182	112	349	219	326	231
Hot School Lunch	5	2	0	0	0	0
Home Furnishings	0	0	12	12	0	0
TOTAL	419	275	669	419	698	441

6. Comparison of Work 1915 to 1925.

Year	Enrollment	Completed	Percent Completed
1915	829	169	20.4
1916	1995	1229	61.6
1917	2454	747	30.4
1918	1575	510	32.4
1919	846	567	57.2
1920	432	324	75.
1921	610	531	57.
1922	330	252	76.
1923	419	275	65.6
1924	669	419	62.6
1925	698	441	63.2

7. Comparison of Club Work - 1915-1925

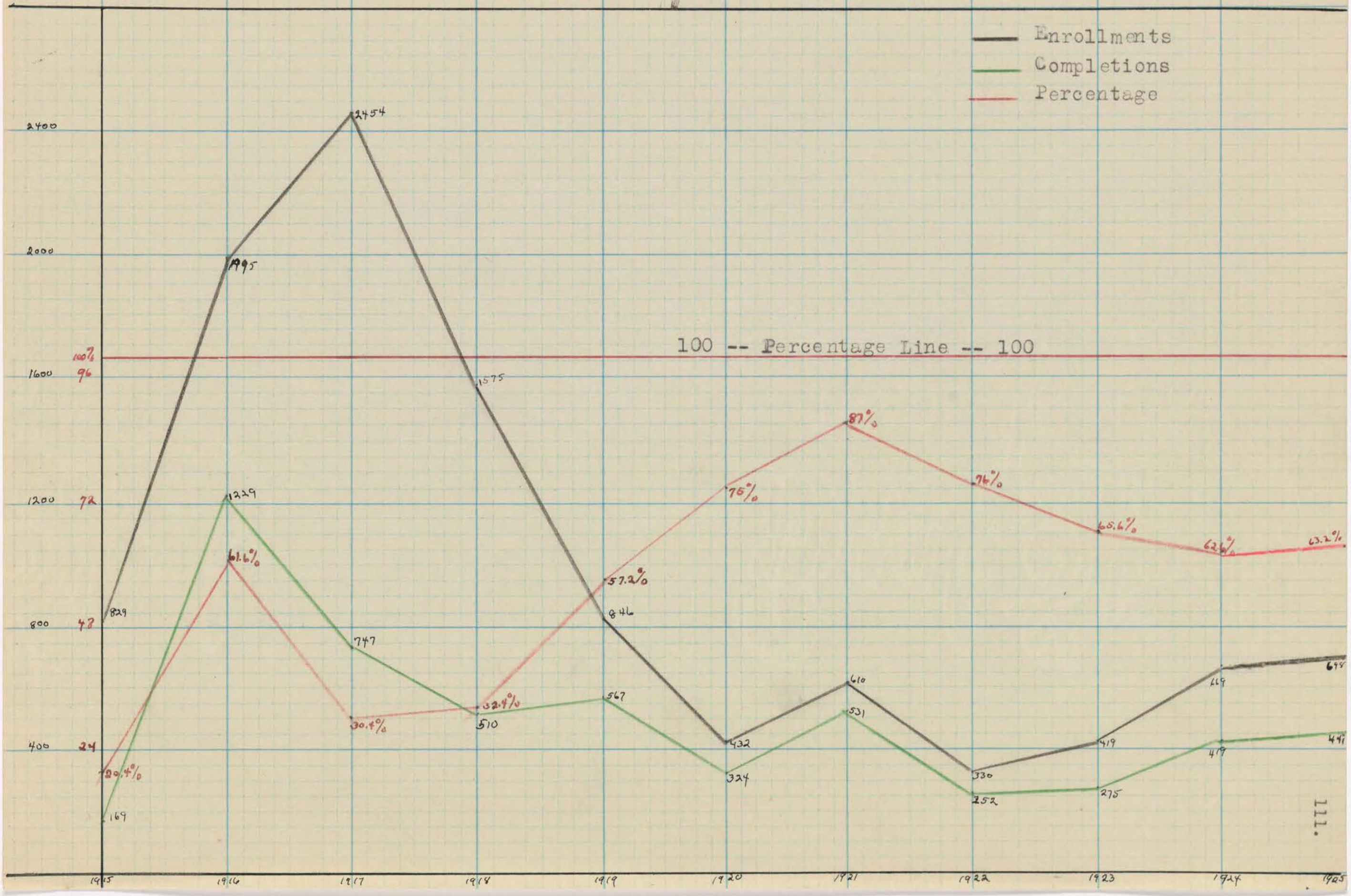

7. Comparison of Club Work - 1915-1925

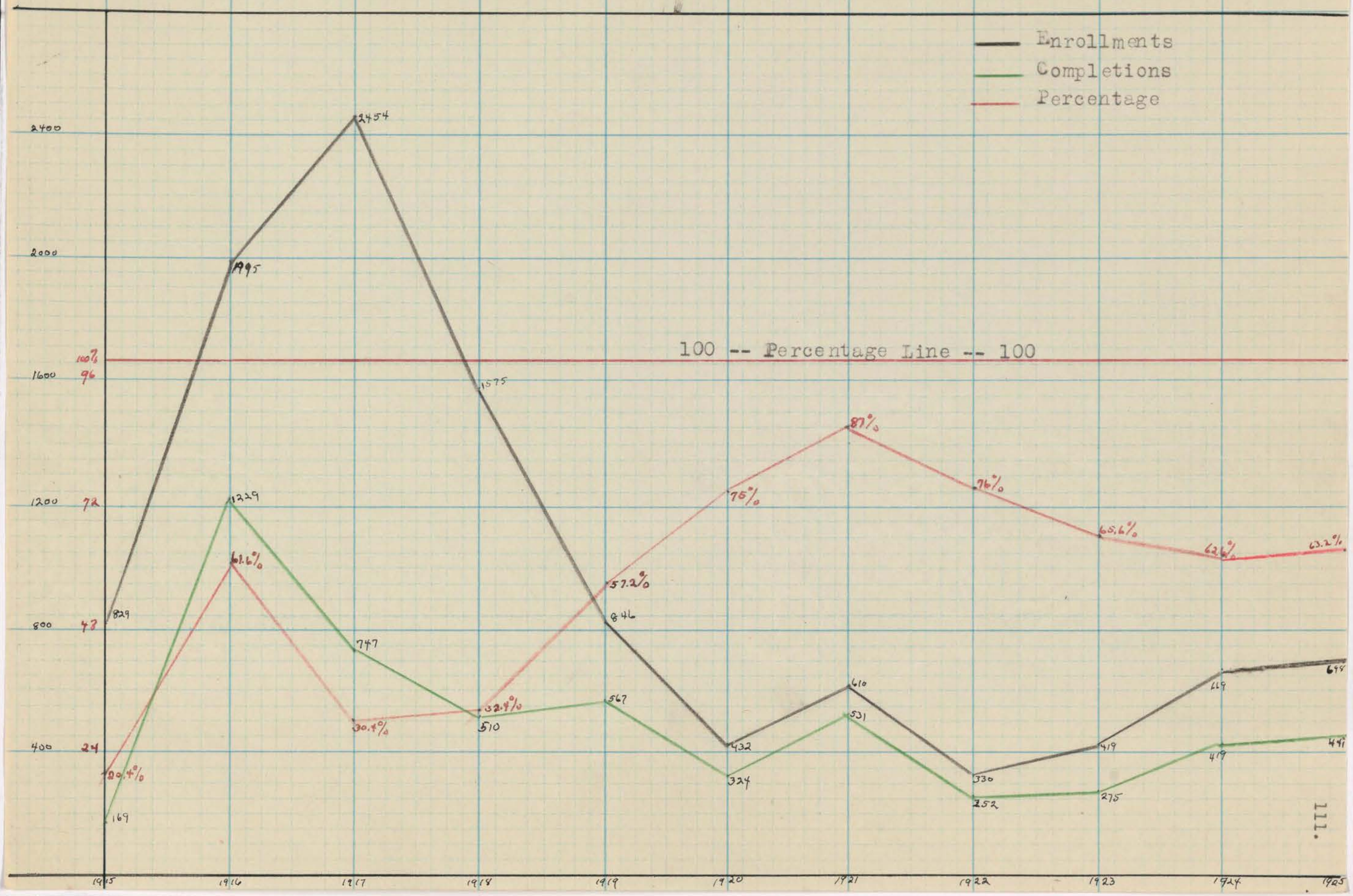

D. The Year's Accomplishments

It is not possible to discuss the final results of the club year at the present writing, but it is safe to estimate that the 1925 goal will be very nearly reached. Every agent in the State has given a great deal of time to the promotion of the junior part of their program and only in cases of change or withdrawal of agent will there be found any slump. Aside from actual completions, the following work has been done.

1. Bankers Again Endorse Club Work:

For the second time, the Nevada State Bankers' Association has donated $75.00 for the purchase of club pins, to be awarded to every completing club member in the State. This is a great incentive to the members, and especially do they appreciate the fact that the Bankers' Association has made it possible for them to receive each year this recognition of their year's work.

2. Montgomery Ward offers trip third year:

For the third time Montgomery Ward & Company of Chicago have given a free trip for a Nevada club girl to the National Club Congress in Chicago. The first year, 1923, Miss Esther Sauer of Washoe County won the trip. The second year, Miss Helen Smith of Washoe County won the trip, and in 1925 Miss Ruth Sauer won the trip.

The amount offered was raised from $125.00 to $175.00 this year because of the long distance and expense from Nevada as compared with nearby states.

3. Union Pacific Scholarship Winner Chosen:

For the first time a winner was chosen from Lincoln County as the recipient of the Union Pacific Club Scholarship. This amounts to $75.00 cash and free transportation from the member's home to the College of Agriculture and return.

The first winner chosen is Richard Schofield of Lincoln County, a member of the Pahranagat Valley Corn Club. A copy of his financial record and story follows:

Richard Schofield
Hiko, Nevada

CORN CLUB STORY

1. Why I joined the Hiko Corn Club.

I joined the Hiko Corn Club, because corn was the main grain crop produced on our farm and I was anxious to find out just what it cost to produce an acre of corn.

2. Selection of my plot.

So I selected one acre of the best ground in my father's field which had been planted to corn for three years before. About the middle of April, I plowed the ground with four horses and a double disc plow, then I harrowed it thoroly with a disc harrow and levelled it with a home-made level made of large planks.

3. Seed Supply.

I used seed for planting that my father had selected the year before in the field when he gathered his corn; it is a yellow dent variety and was not tested.

4. Planting the Crop.

I planted the corn on May 10 with a two row, check row planter. On June 18, I gave it the first cultivation, then I cultivated again on June 24, and followed up with the weeding. Up until that time my corn had grown fairly well, but at that time we had some extremely hot, dry weather, and so I irrigated on June 30th, gave it another cultivation on July 6, another irrigation on July 20th, and again on August 15th, and then decided that it would be alright until harvest time.

5. Visits.

On July 4th, Prof. Scott and Dist. Ext. Agent J. H. Wittwer visited my corn plot and gave me some information on how to cultivate so as to conserve the moisture.

On July 3rd, all the farmers and their families accompanied by Prof. Scott, Dist. Ext. Agent J. H. Wittwer and James H. Hollinger had a valley-wide excursion, stopping on their way to look at the corn field on the Gardner Ranch, which had rows one mile in length. After visiting at the various ranches on their way down the valley, they all stopped at Ash Springs where everyone enjoyed a program and a lunch. The program consisted of Club Songs and speeches. In the afternoon they went on down the valley and visited several more corn plots and visited the variety test plot of Mr. Pace at Alamo, but I was unable to attend this visit to the variety testing plot.

6. Contest for Attendance at State Club Camp.

During the summer we had some judging contests on dairy cows, with the final test held at the Sharp Ranch July 31, 1924. Joe Theriot took first place, and Gene Schofield second from the Hiko Club.

7. Seed Selecting Test.

In September, Dist. Ext. Agent J. H. Wittwer held a seed selecting demonstration at the Gardner Ranch where we all received some very good information on selecting our seed for next year.

8. Harvesting.

On November 8th and 9th, my plot was harvested, but on account of the extremely dry, hot season, it did not yield as much as it should have done. After measuring it up in the bin, I found that I had harvested about 48 bushels of corn from my acre.

From my record which I kept, I figured that the cost of producing this 48 bushels of corn was $48.63.

I think that corn growing in the Pahranagat Valley is a profitable business and it can be made much more so by being more careful in the selection of the seed and also by using the right kind of fertilizer.

I think that corn is the best grain crop that the Pahranagat Valley Farmer can produce as all stock prefer corn to any other grain and I find that pigs, lambs and beef fatten quicker when fed corn and bring top price on the markets when shipped out. I think that more grain can be produced on an acre of corn than any other grain in this valley.

COOPERATIVE EXTENSION WORK IN AGRICULTURE AND HOME ECONOMICS

University of Nevada, Agricultural Extension Division

and U. S. Department of Agriculture, Cooperating.

HOW TO KEEP AN ACCOUNT

WITH A

CROP

For instruction concerning the use of this account book, write to the Agricultural Extension Division, University of Nevada, Reno, Nevada.

HOW TO KEEP AN ACCOUNT WITH A CROP

In order to find the cost of producing a crop, it is necessary to keep the following records:

1. Work report. Records of all the work done on the crop by man, horse, tractor, and truck. These records should be totaled at the end of the year, and transferred to the financial record at estimated rates per hour or per mile.

2. Financial record. These charges should include:

A. Cash charges, such as purchases of seed, fertilizer, twine, spray material, and amounts paid for threshing, silo filling, and other expenses.

B. Charges not directly paid in cash, such as use of home-grown seed, farm manure, land, buildings, and interest on investment and other expenses.

C. Charges for the total amounts of man labor, horse labor, general farm equipment use, tractor and truck use transferred from the work report to this account at the end of the year.

3. Credits. These should include:

A. Crop sold.
B. Crop used on farm and in house.
C. Crop held on hand at end of year.
D. Any other credits.

ITEMS TO CHARGE AND TO CREDIT TO A CROP ACCOUNT.

Costs, or Charges	Returns, or Credits.
Inventory of any costs incurred before the account (was started.	All of crop sold
(a) Work done	All of crop used on farm.
(b) Seed and fertilizer used.	Crop on hand held for sale or for use on farm.
Seed used, own or purchased.	
Fertilizer	
Spray material, twine, coal and other materials	
Threshing or silo-filling charge	
Meals for threshing or silo-filling crew	
Use of land	
Use of buildings	
All man labor	
All horse labor	
All general farm-equipment use	
Tractor use	
Truck use	
This crop's proportion of manure	
(a) Residue from manure applied to previous crops	
(b) Applied directly to this crop	
This crop's proportion of lime	
(a) Residue from lime applied to previous crops	
(b) Applied directly to this crop	
Interest on costs till money is returned	
All other costs.	

CHARGES MADE AGAINST THE CROP DURING THE YEAR

1. An inventory of any costs incurred before the account was started. This may include fall plowing, seed, and fertilizer already used.

2. Seed. If purchased, charge at cost. Home-grown seed should be charged at farm value, which is generally market value less the cost of marketing.

3. Fertilizer. Generally, charge all fertilizer at cost to this crop. Under conditions where a succeeding crop gets some benefit from fertilizer used on this crop, make such division of the charge as seems fair.

4. Spray material, twine, and other miscellaneous materials. Charge this crop with all such materials used. Be sure that the crop is charged with any materials on hand at beginning of year and used for it during this year. Be sure that the crop is not charged with the materials which are left over at the end of the year.

5. Threshing or silo filling. If this cost is paid in cash, charge it to this crop. If you own your own outfit or secure the use of it in any other way, charge at market rates.

6. Meals for men and horses during threshing and silo filling. These should be charged. Do not charge meals furnished to neighbors exchanging work, as these are generally offset by meals which you and your horses will receive.

7. Other costs. Charge any other costs incurred during the year as a result of growing this crop.

CREDITS TO THE CROP

Credit the crop with:

1. All the crop sold. Record the date, the quantity sold, the price, and the total amount received.

2. All the crop held for sale. Its estimated present value at the farm.

3. All the crop saved for seed or used in the house or used on the farm.

4. Any by-product, such as straw, stover, and so forth.

Make all credits for farm-used materials at farm values,-that is, market value less cost of marketing.

CLOSING THE ACCOUNT

The account may be closed as soon as the crop is harvested and ready for sale. It is generally better, however, to wait until the crop is disposed of before closing the account.

Charge crop with:

1. All man labor: Total the man hours in the Work Report. Charge this total number of hours at an estimated rate to the Financial Record. A fair rate, under average conditions for 1922, would be 30 to 40 cents an hour.

2. All horse labor. Total the horse hours in the Work Report. Charge this total number of hours at an estimated rate to the Financial Record. A fair rate, under average conditions for 1922, would be 18 to 22 cents an hour.

3. Use of equipment. Ordinarily some piece of machinery is used every time a horse is used in working on a crop. The most feasible way of charging the cost of machinery is according to the number of horse hours of work on the crop. Under present conditions the cost of equipment use should be charged at 6 to 10 cents a horse hour.

4. Tractor and truck use, if used. Add the total hours of tractor use and the total miles of truck use in the Work Report. Charge to the crop at the estimated rate. A fair rate, under average conditions for 1922, is $1.00 to $1.30 an hour, to cover use of tractor and accompanying tractor equipment; and 10-15 cents a mile for one-ton to one-and-a-half-ton trucks.

5. Use of land. Estimate this charge high enough to cover the interest on the value of the land used, plus taxes, and plus a proper share of the general land upkeep, such as picking stones, maintaining fences, and drains. This expense generally amounts to about 7 to 9 per cent of the value of the land.

6. Use of buildings. The total charge for use of buildings will be made up of interest on the investment, a share of the taxes, and other costs of maintaining the buildings. This will usually amount to from 8 to 10 per cent of the value of the buildings. Charge against this crop a share of the building use in accordance with the proportion of the building space used by this crop.

7. Its share of manure. The cost of an application of manure is ordinarily distributed over four years, charging 40 per cent the first year; 30 per cent the second year; 20 per cent the third year and 10 per cent the fourth year. Manure used on this field this year or any time during the past four years may be charged according to these rates. With very light gravelly or sandy soils; this charge may be distributed over a shorter term of years. On very heavy clay soils the manure charge may be distributed over a longer term of years.

Manure is ordinarily valued at from $1.00 to $2.50 a ton at the barn. The average cost of spreading will generally vary from 75 cents to $1.00 a ton, with present labor prices.

8. Its share of lime used. The cost of lime and the cost of applying it should be handled like the manure charge, distributing it over four or five years with 1/4 or 1/5 of the total cost charged each year.

9. Interest on the investment. If any considerable amount of money is tied up for a considerable period, charge interest on the average investment for the length of time that the money is tied up.

In finally balancing the crop account, the total of all these charges should be balanced against the totaled credits listed on page 11.

WORK REPORT

Labor is the largest single charge against most crops. Keep a daily record of the work done on this crop on pages 4 to 7. At the end of the year, the totals of each kind of labor should be charged to the crop under the Financial Record at estimated rates.

Keep a record of man labor, horse labor, and tractor use in hours and decimals of hours. Record work to the nearest quarter hour. In recording horse labor, reduce to the basis of hours of labor for one horse. Harrowing four hours by a man and three horses should be recorded as four man hours, 12 horse hours.

Crop _____ Acres _____

Date	Kind of Work	Man Hours	Horse Hours	Tractor Hours	Truck Miles
Apr. 15	Plowing	3	12		
Apr. 25	Harrowing and leveling	2	8		
May 10	Planting	1	2		
June 18	Cultivating	2	4		
June 24	Cultivating	2	4		
June 24	Weeding	1			
June 30	Irrigating	2			
July 6	Cultivating	2	4		
July 20	Irrigating	2			
Aug. 15	Irrigating	2			
Nov. 8	Harvesting	16	16		
Nov. 9	Harvesting	16	16		

Date	Kind of Work	Man Hours	Horse Hours	Tractor Hours	Truck Miles

Date	Kind of Work	Man Hours	Horse Hours	Tractor Hours	Truck Miles

Date	Kind of Work	Man Hours	Horse Hours	Tractor Hours	Truck Miles

FINANCIAL RECORD

Enter daily all records of cash paid out or received for this crop. Record date and quantity, as well as cost. Charge all home-produced seed, or other materials at estimated market value at the farm.

	CHARGES		
DATE	QUANTITY OF MATERIAL	$	
May 10	10 lbs. seed corn @ .03		30
Apr. 15	Man labor 3 hrs. @ .35	1	05
Apr. 15	Horse labor 12 hrs. @ .20	2	40
Apr. 25	Man labor 2 hrs. @ .35		70
Apr. 25	Horse labor 8 hrs. @ .20	1	60
May 10	Man labor 1 hr. @ .35		35
May 10	Horse labor 2 hrs. @ .20		40
June 18	Man labor 2 hrs. @ .35		70
June 18	Horse labor 4 hrs. @ .20		80
June 24	Man labor 2 hrs. @ .35		70
June 24	Horse labor 4 hrs. @ .20		80
June 24	Man labor 1 hr. @ .35		35
June 30	Man labor 2 hrs. @ .35		70
July 6	Man labor 2 hrs. @ .35		70
July 6	Horse labor 4 hrs. @ .20		80
July 20	Man labor 2 hrs. @ .35		70
Aug. 15	Man labor 2 hrs. @ .35		70
Nov. 8	Man labor 16 hrs. @ .35	5	60
Nov. 8	Horse labor 16 hrs. @ .20	3	20
Nov. 9	Man labor 16 hrs. @ .35	5	60
Nov. 9	Horse labor 16 hrs. @ .20	3	20
	TOTAL	31	35

FINANCIAL RECORD

Credit this crop with its total products whether sold, used on the farm, used in the home, or held for sale or for use. Credit all by-products, such as straw, corn stalks, bean pods, and others. Products or by-products not sold should be credited at estimated market value at the farm.

CREDITS

DATE	Quantity of Material	$	

CHARGES

Date	Quantity of Material	$	
	B R O ' T F O R W A R D	31	35
	Use of equipment	5	28
	Use of land	8	00
	Use of building	4	00
	T O T A L	48	63

CREDITS

Date	QUANTITY OF MATERIAL	$	
Dec. 6	3360 lbs. corn to be used on farm @ .03¢ per lb.	100	80
	Corn stalks to be used as feed on farm	15	00
	T O T A L	115	80

STUDYING THE ACCOUNT

The purpose of keeping accounts is to furnish data for studying the business. Because a crop shows a loss is not sufficient reason for ceasing to produce it. The accounts and the farm business should then be studied to find whether the cost of production can be decreased or the income can be increased so as to make the crop more profitable, and also to find whether any other crop can be substituted that will use the land and the labor available at this season of the year and pay for it at a higher rate.

The account should be compared with average costs from other farms obtained from the State College of Agriculture or from other sources. Study especially for efficiency of man and horse labor.

If the account shows a profit, study the problem of making it more profitable. It is sometimes easier to make a profitable crop more profitable than to make an unprofitable crop profitable.

Factors at Cost.

Crop - Corn Acres - One

	TOTALS		AVERAGES per acre		Average per acre from other cost accounts	
	Quantity	$	Quantity	$	Quantity	$
Seed	10 lbs.	.30				
Fertilizer						
Lime						
Manure						
Twine						
Sprays						
Threshing						
Silo filing						
Man Labor	51 hrs.	17.85				
Horse Labor	66 hrs.	13.20				
Tractor Use						
Equipment Use		5.28				
Use of land		8.00				
Use of buildings		4.00				
Miscellaneous						
Total Cost		48.63				
Total Credits		115.80				
Profit or loss		67.17				
Net Cost (After crediting by-products)						

		This crop	Av. from other accounts
Yield per acre	3360 lbs.	48 bu.	
Cost per unit	.015 per lb		
Value per unit	.241		
Profit or loss per unit	.141		

Returns per man hour (Cost of man labor plus total profit or minus total loss divided by total number of man hours 1.66

SILAGE TABLE - APPROXIMATE CAPACITIES OF CYLINDRICAL SILOS IN TONS
(Use height of silage after settling two days)

Mean weight of silage per cu. ft. for whole depth.	Depth of silage 2 days after filling.	Inside of silo, in feet					
		10	12	14	16	18	20
(pounds)	(feet)	(tons)	(tons)	(tons)	(tons)	(tons)	(tons)
18.7	1	1	1	1	2	2	3
19.6	2	2	2	3	4	5	6
20.6	3	2	3	5	6	8	9
21.2	4	3	5	7	9	11	13
22.1	5	4	6	9	11	14	17
22.9	6	5	8	11	14	17	21
23.8	7	7	9	13	17	21	25
24.5	8	8	11	15	20	25	31
25.3	9	9	13	18	23	29	36
26.1	10	10	15	20	26	33	41
26.8	11	12	17	23	30	38	46
27.6	12	13	19	25	33	42	52
28.3	13	14	21	28	37	47	58
29.1	14	16	23	31	41	52	64
29.8	15	18	25	34	45	57	70
30.5	16	19	28	38	49	62	77
31.2	17	21	30	41	53	67	83
31.9	18	23	32	44	58	73	90
32.6	19	24	35	48	62	79	97
33.3	20	26	38	51	67	85	105
33.9	21	28	40	55	72	91	112
34.6	22	30	43	59	77	97	120
35.3	23	32	46	63	82	103	128
35.9	24	34	49	66	87	110	135
36.5	25	36	52	70	92	116	143
37.2	26	38	55	74	97	123	152
37.8	27	40	58	79	103	130	160
38.4	28	42	61	83	108	137	169
39.0	29	44	64	87	114	144	178
39.6	30	47	67	91	119	151	187
40.1	31	49	70	96	125	158	195
40.7	32	51	74	100	131	166	205
41.2	33	53	77	105	138	173	214
41.8	34	56	80	109	143	181	224
42.3	35	58	84	114	149	188	232
42.8	36	61	87	118	155	196	242
	37	63	90	123	161	204	252
	38	66	94	128	167	212	262
	39	68	97	133	174	221	272
	40	70	101	138	180	229	280

How to compute quantities of Grain, Hay and Silage--

SILAGE IN ROUND SILOS: The original amount of silage put in the silo can be estimated from the table above. The depth to use is that found two days after filling stopped. What is left in a silo after part has been used can be estimated as follows:

FIRST: Find the original amount of silage put in the silo, by referring to the table

SECOND: Find the amount of silage that has been used, by the same method, using as depth the difference between the present depth and the depth 2 days after filling.

THIRD: Subtract the amount used from the original amount. The difference is the approximate amount of silage remaining in the silo.

EXAMPLE: A silo 16 feet in diamter and 32 feet high was filled so that after settling for two days, there was 26 feet of the silage. At the time the inventory was taken there was 12 feet of silage left.

From the table it is seen that 26 feet of silage in a 16-foot silo equals 97 tons.

Since 12 feet of silage was left, 14 feet had been fed, and 14 feet of silage in a 16-foot silo equals 41 tons. Therefore, the bottom 12 feet of silage in this silo would contain about 56 tons of silage, since 97 tons minus 41 tons equals 56 tons.

GRAIN: A bushel contains approximately 1 1/4 cubic feet. To find the capacity of a bin, find the number of cubic feet and multiply by 4/5, or multiply by 8 and divide by 10.

EXAMPLE: Bin 5 feet x 5 feet x 2 feet equals 50 cubic feet, 50 x 8 equals 400. 400 divided by 10 equals 40 bushels.

TO FIND THE NUMBER OF TONS OF HAY IN A MOW: Multiply the length by the width by the height (all in feet) and divide by 400 to 500, depending on the kind of hay and how long it has been in the mow.

TO FIND THE NUMBER OF TONS OF HAY IN A STACK: Multiply the overthrow (the distance from the ground on one side over the top of the stack to the ground on the other side) by the length by the width (all in feet): multiply by 3; divide by 10 and then divide by 500 to 600.

EAR CORN: Two bushels of ears, by measure, are ordinarily required to make one bushel of grain. The cubic feet of ears multiplied by 4 and divided by 10 gives the bushels of grain. By weight, 70 pounds of ear corn usually equal 56 pounds- (one bushel) of shelled corn.

STRAW: About 1,200 cubic feet well-settled straw usually will weigh about one ton.

4. Southern Pacific Continues Cooperation:

Again this year, through the courtesy of the Southern Pacific Company, new moving pictures were taken of the club camp. Many new scenes were taken and the 1924 film re-edited and combined with the new scenes. The entire production was blended with a very effective story of club work. The following clipping tells of the plan of the film.

In addition, rates were given for the club camp, amounting to fare and one-half for a round trip.

5. New Chicago Trip Offered:

Through the courtesy of the Western Railway Presidents, one agricultural club member will have free transportation and pullman, given as a prize, to attend the National Club Congress at Chicago. This will make two delegates from Nevada in 1925. This offer is greatly appreciated and will be an added stimulus to this phase of our club work.

6. State & County Farm Bureau Cooperation:

The State and County Farm Bureaus have continued to support club work this year. Several counties have completed paying in their quota pledged for the purchase of permanent club camp equipment two years ago. In addition, $100 was given by the State Farm Bureau for prizes to be used at the 1925 club camp. A copy of the State Farm Bureau Committee Report on club work, which follows, indicates the splendid interest and support given the work by this organization.

MOVING PICTURE OF FARM CAMP ARRIVES

Film Already on Its Tour of State After Being Shown at University

"Training Tomorrow's Farmer," a three-reel moving picture of the third junior farm bureau camp, was received last night by Cecil W. Creel, director of extension work at the University of Nevada. It started on its trip around the state after being shown at the university.

A gift to the university from the Southern Pacific company, the picture tells the story of the camp from registration to dismissal. It ties up the junior farm bureau work with the general development machinery of the state and it shows the boys and girls at work as well as at play. They were under the supervision of R. G. Foster, assistant extension work director of the university.

The picture is the result of a survey made by R. E. Kelly, manager of development for the Southern Pacific company, who recently made an investigation to find out how boys' and girls' club work could be helped in the west.

Lindsay Campbell, of the Southern Pacific development department, directed the picture and it was filmed by Lozal Himes, the company's head photographer.

COMMITTEE REPORTS ADOPTED AT THE SIXTH ANNUAL MEETING OF THE NEVADA STATE FARM BUREAU - January 21, 1925.

BOYS' & GIRLS' CLUB WORK

Your committee on Boys' and Girls' Club Work wishes to make the following recommendations.

1. CLUB PROGRAM.

That we heartily approve and endorse the plan for Junior Extension Work in Nevada, as outlined by the State Extension Office, covering the period 1924-25-26, and that for the coming year the various county farm bureaus assume the particular responsibility of assisting extension agents in the securing and training of local leaderships.

That the extent of club work in the State be maintained on a basis approximately similar to that existing at the present time, and that each extension agent devote as much as one-third of his time in the promotion of Junior Extension work.

That local leaders' training schools be organized and conducted in all counties of the State this year, as a beginning for a permanent drive to increase and maintain a larger number of local leaders for club work.

That every opportunity be given club members, demonstration teams, and club groups of various kinds, to appear on local, county, and State meetings of the Farm Bureau.

That an effort be made to bring before the parents of club members more adequately the nature and objects of club work.

That methods outlined for the organization of club work presented in the plan for Junior Extension work published by the State Extension Office be followed more closely in all counties than at the present time.

That a State committee on Boys' and Girls' Club work be appointed, whose function it will be to cooperate with the State and county extension agencies in the development of local leadership and promotion of general interest in Boys' and Girls' Club work, and that this committee consist of two members chosen by the executive committee of the State Farm Bureau and three additional members to be elected by the local club leaders of the State who are in attendance at the camp each year.

2. CLUB CAMP

We heartily endorse the State Club Camp and recommend -

That the State Farm Bureau continue its financial support, and that those counties who have not paid their fee toward establishing permanent equipment for Club Camp continue to pay on the balance due until these amounts are completely liquidated.

That in order to create a depreciation fund of approximately $250 a year, each county pay a registration fee of $1 for each member attending camp from their particular county, these amounts to be deposited in some savings

bank and hold as a depreciation fund, to be used only for the replacement of equipment, and subject to the order of the executive committee of the State Farm Bureau.

That the additional equipment needed for the club camp be purchased as funds become available.

That the State Extension Office, in case accomodations for club members become crowded, make such rules regarding attendance to club camp and requirements for entrance from the different counties as may be most equitable to all concerned.

That the work of the Club Camp be distributed among the extension agents so that the load of work will not fall upon the Washoe County agents every year.

3. TRIPS, PRIZES, AND AWARDS.

We recommend the following action concerning prizes, awards and trips.

That the State Legislature be asked to add $2000 for the coming biennium to the appropriation of the State Farm Bureau, to be used at the authorization of the executive committee of the Nevada State Farm Bureau in paying all or part of the expenses of State judging teams, demonstration teams, or State winners, to such inter-State contests as may be most worth while each year.

That all inter-State trips offered as prizes be approved by the State Extension Office.

That the policy regarding accepting free trips to Chicago or other inter-State contests be left with the State Extension service, and that the Montgomery-Ward offer for the best home economics club work in the State be accepted on the following conditions.

1. That no girl may be eligible to take the trip more than once.

2. That the responsibility for making up the difference between the amount offered by Montgomery-Ward and Company, namely $125, and the cost of the trip to Chicago for the girl and chaperone, namely $275, be left to the county from which the girl is chosen.

3. That the Extension Agent or local leader training the winning girl be sent as chaperone, but we discourage the policy of paying from the county farm bureau extension budget expenses of prize winner or chaperone to inter-State Contests.

That a county club fund based on a club budget determined by respective project clubs under the direction of the Extension Agent or project club leader be provided for by a majority vote of club members; further, that such fund be divided 50-50 according to approval of respective club members into local project club and county-wide sinking funds for prizes; that said county-wide funds be kept separately for distribution by the Extension Agents of respective projects.

That the State Farm Bureau set aside from its annual budget each year the

amount of $100 to be used for State prizes to be given winning exhibitors, judges, or demonstrators at the State Club Camp each year.

That we approve of the Union Pacific scholarship plan, and recommend that an attempt be made to secure similar propositions from other railroads of the State.

That we appreciate the scholarship plan as given by President Gray of the Union Pacific Railroad, and recommend that a letter of appreciation be sent him.

---

7. The Hoot Owl Continues to "Hoot":

A great deal of interest is manifest by club members in the Hoot Owl, which was started in 1924. Two typical numbers are attached. There being no State agricultural or other papers in the State, the Hoot Owl acts as a much needed medium by which the leaders and members keep in touch with one another.

THE HOOT OWL

Cooperative Extension Work in Agriculture and Home Economics, University of Nevada
Agricultural Extension Division and U. S. Department of Agriculture, Cooperating
State of Nevada

June 22, 1925.

Dear Members and Leaders:-

My, there is so much news this month, I don't know how I can get it all in. First of all I want everyone to know how our club enrollment stands by counties and by projects.



Club Enrollment 1925

Churchill	90	Clothing	242
Clark	50	Dairy Calf	131
Elko	101	Poultry	40
Humboldt	21	Garden	30
Lincoln	63	Corn	27
Lyon	59	Sheep	21
Pershing	47	Swine	20
Washoe	105	Canning	15
White Pine	43	Food	13
		Potato	11
		Horticulture	9
		Miscellaneous	8
		Beef Calf	5
		Rabbit	4
		Home Imp.	2
		Small Grain	1
Total	579		579

Our Job

Last year we set a goal of 400 members completing their work. There were 419 who made final reports. Our goal for 1925 is 500 members finishing the job. That means we must have 86% of our enrollment who will make final reports. Will you be one of them?

A New Arrival in Lyon County

Ed Reed and Lassie Lane published for the first time this month a paper called "A Son of the Hoot Owl from Lyon County." It announced a big county-wide club picnic for June 27th. I hope every club in the state will have a rousing good picnic before the middle of July.

Lots of Enthusiasm in Churchill

I visited every club in Churchill County last week. Members there are working hard and are surely full of pep. The Harmon Clubs had a dandy picnic, and the club meetings at Northam, Island and Stillwater were fine.

Excellent Records in Elko

A whole day was spent visiting members and examining record books in Elko County this week. I have never seen more well-kept record books anywhere. Hurrah, for Elko County members.

Camp Program Enclosed.

You will find enclosed a copy of the 1925 club camp program. Read it! Save it and bring it to camp with you.

State Fair Boosts Club Work

A total of $289.50 has been set aside by the State Fair Board for club prizes. The Fair will be held in Fallon, Sept. 3-4-5. The premium list follows. Send an exhibit from your county.

STATE FAIR PREMIUM LIST

Department H.

Boys' and Girls' Clubs $269.50

Exhibits in this department can be shown in competition for prizes in other similar departments.

Rules for judging shall be same as those used at Club Camp.

All exhibits in this department must have been raised and cared for by the club members making the exhibit.

No club members may exhibit in any department unless their club work for the year is satisfactory and approved by the County Agent in their county.

A special prize will be given to the member bringing for exhibit the largest number of different grass exhibits. Each variety should be made into a small sheaf about an inch in diameter and tied neatly with string or ribbon.

	First	Second	Third
County Club Exhibit	$30	$25	$15
Best agricultural and home economics team demonstration	$15	$10	$ 5

(Team demonstrations will be limited to twenty min.)



Class 1 - Crops.

1. Corn (Best 10 ears field corn $5.00 -$2.50 -
2. Cantaloupe ..... $5.00 -$3.50-$2.00
3. Best garden display ..... $5.00 -$2.50-$1.00
4. Best potato exhibit in state. $5.00 -$2.50-$1.00
5. Tomatoes ..... $2.00 -$1.00- .50
6. Melons (other than cantaloupes $3.00 -$2.00- .50

Class 2 - Animal Husbandry

1. Poultry, best trio ..... $5.00 - $2.50 - $1.00
2. Best pig (pure-bred)..... $5.00 - $2.50 - $1.00
3. Best pure-bred pig (outside county) ..... $5.00 - $2.00 -
4. Best dairy calf (Heifer)..... $5.00 - $3.50 - $2.50 -$1.00
5. Best dairy calf (Bull)..... $2.50 - $1.00
6. Best beef calf ..... $5.00 - $3.00
7. Best sheep ..... $3.50 - $2.00 - $1.50,
8. Rabbits, best buck ..... $3.00 - $1.00
9. Best doe ..... $3.00 - $1.00
10. Best doe and litter ..... $3.50 - $1.50

Class 3 - Sewing

1. Best 4 articles first-year work ..... $5.00 - $3.00 - $2.00
2. Best 6 articles second-year work ..... $5.00 - $3.00 - $2.00
3. Best darning ..... $1.00 - .50
4. Best cap and apron ..... $1.00 - .50
5. Best dress ..... $2.00 - $1.00
6. Best sewing display outside county ..... $2.50 - $2.00 - $1.00

Class 4 - Baking

1. Best yeast bread ..... $2.50 - $2.00 - .50
2. Best quick bread ..... $1.50 - $1.00 - .50
3. Best butter cakes ..... $1.50 - $1.00 - .50
4. Best sponge cake ..... $1.50 - $1.00 - .50
5. Best devil cake ..... $1.50 - $1.00 - .50
6. Best cookies ..... $1.00 - .50
7. Best baking display outside county ..... $1.50 - $1.00 - .50

M000256

Send a Grass Exhibit

Every member can collect all the different kinds of wild grasses that grow in their community for a State Fair Exhibit. Just get a big handfull of each kind of grass, make a bunch about an inch in diameter from the best, trim the butt ends even and tie with string or ribbon at the base and just below the head. Prizes will be given for the members sending in the greatest number of different kinds.

Chicago Trip Assured.

We have $175.00 to give to the best Home Economics girl in Nevada for a trip to Chicago, the last of November, at the time of the National Club Congress. The basis of awarding this prize will be - Record Book 30%; Story 20%; Exhibit 50%. All work done in each project and records must be sent to Mrs. Eda L. Carlson, Agricultural Extension Division, Reno, Nevada, before October 1st, 1925. Canning members send only 12 jars.

The winner cannot receive the prize unless the trip is taken.

A Letter from the Owl.

Dear Gang:-

I just had to write and tell you about a new game we played at our club party last week. The name of it is "Information." It's a good party game. Here is how we played it. The local leader had a basket full of little slips of paper with all kinds of questions written on them, and another basket full of clothespins. Hanging from some object was a key attached to a string. We sat on the floor divided into two sides, each side facing the other.

The leader would read a question and then start the key to swinging. If a person answered the question before the key swung ten times they got a clothes pin. She kept asking questions till all the clothes pins were gone. She would ask the first kid in one team and then the first kid on the other side, then the next and so on.

She had questions like - "What dairy breed gives the most milk? - What is the amount produced by the world record cow? - Name ten kinds of field crops. - Name ten textiles. - Who wrote Tom Sawyer? - Who is the present Secretary of Agriculture? - What team won the world series last year? - Where is your State College of Agriculture located?" and lots of others.

When we played it, Sally Jones got the most pins and her prize was a box of marshmallows. Tubby Harrison got the booby prize and it was a dunce cap. He had to wear it all evening. The team that lost had to wash the dishes. We had ice cream and cake.

It sure is hard to think of the answers when that old key is swinging.

Your friend,
The Owl.

P.S. I'll tell you more about our club next time I have time to write. It keeps us busy having club meetings, giving demonstrations and judging. Then we are raising money to go to Club Camp this year, too.

Local Leaders Meet in Elko County.

At the home of Mrs. E.C.Riddell, all club leaders of Elko County gathered for a day of conference about club work. It was a fine meeting. Lots of enthusiasm and interest. I hope we can have a big crowd of local leaders at camp this year.

I must close now, Here's wishing you all a big time on July 4th.

Sincerely,

Robert G. Foster

Robert G. Foster,
In Charge
Boys' & Girls' Club Work.

THE HOOT OWL

Cooperative Extension Work in Agriculture and Home Economics, University of Nevada
Agricultural Extension Division and U.S.Department of Agriculture, Cooperating,
State of Nevada

August 28, 1925.

Dear Club Member and Leader:-

Camp is over and everyone is back home by this time. Didn't we have a good time tho? What if it did rain, that made the clear, sunny days the more enjoyable, and the trip to Bowers was just bushels of fun. Wait till we can see the movies of that afternoon and the rest of camp. I know everyone will be anxious to see themselves in the movies.

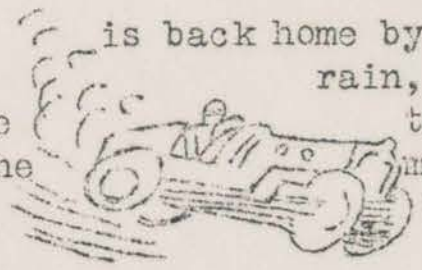

Thanks.

The Hoot Owl wishes to thank everyone who attended camp this year, for their whole hearted cooperation and fine spirit. Everyone was just so fine about everything, and because of this the camp was a success. Come back again next year and let us make club work mean more and more to us each year.

Here are the prize winners:-

Best Kept Boys' Tent - Tent K, Lincoln County.
Best Kept Girls' Tent - Tent 9, - 5 Lyon, 5 White Pine
Best Broad Grin - Tova Hansen, Pershing County

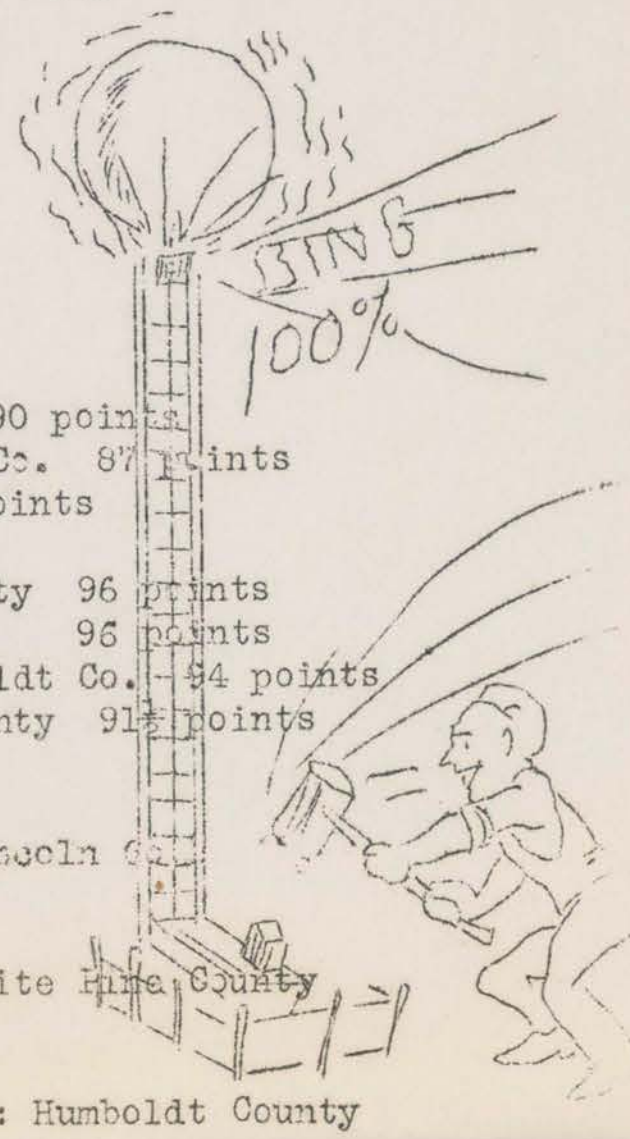

Swimming Races

Boys Under 14 - Robert McGinnis, Lyon County
Boys over 14 - Victor Teglia, Washoe County
Girls under 14 - Gene Sauer, Washoe County
Free for all - Gene Sauer, Victor Teglia.

Health Contest

Boys:- 1st: ,Grant Lee, Panaca, Lincoln County 90 points
2nd: Charles Trescartes, Lamoille, Elko Co. 87 points
3rd: Douglas Olsen, Washoe County, 84 points

Girls:- 1st: Inez Gibson, St. Thomas, Clark County 96 points
Carrie Linscott, Smith, Lyon County 96 points
2nd: Aquilina Gastanaga, Paradise, Humboldt Co. - 94 points
3rd: Ethel Bellinger, Lamoille, Elko County 91½ points

Stunts, not club

Stunts, Not Club

1st: Washoe County - 2nd: Elko County - 3rd: Lincoln Co.

Club Story Telling

1st: Lincoln County - 2nd: Elko County - 3rd: White Pine County

Club Stunts

1st: Lincoln County - 2nd: Pershing County - 3rd: Humboldt County

Club Songs

1st: Lincoln County - 2nd: Pershing County - 3rd: Humboldt County

Home Economics Demonstration Teams

1st: Pershing County - 2nd: Washoe County - 3rd: Elko County

County Banner Contest

1st: Lincoln County - 2nd: White Pine County - 3rd: Elko County

Textile Identification

1st: Esther Sauer, Washoe County - 2nd: Elsie Pabst, Sparks, Washoe County
3rd: Vonda Whitlock, White Pine County

County Club Yells

1st: Washoe County - 2nd: Humboldt County - 3rd: Lyon County

Songs, Not Club

1st: Elko County - 2nd: Humboldt County - 3rd: Washoe County

Crops Identification

1st: Herbert Uhlig, Elko - 2nd: Wm. Barrows, Elko Co.
3rd: Kenneth Hall, Washoe County

Agricultural Demonstration Teams

1st: Washoe County - 2nd: Elko County - 3rd: Lyon County

Livestock Judging



Lincoln County Team	828½ points
Elko County Team	770 "
Lyon County Team	655½ "
Washoe County Team	640 "
Humboldt County Team	461½ "
Pershing County Team	(Cards not turned in)
White Pine County Team	395 points

Individual Judging

1st: Grant Lee, Panaca,	306½ points
2nd: Joe Theriot, Hiko,	302½ "
3rd: Kieth Lee, Panaca,	266½ "

Best Judge of Sheep - Joe Theriot, Lincoln County,	90 points
Best Judge of Beef - Archie McIntosh, Washoe County,	97½ "
Best Judge Holstein Cows - Kieth Lee, Lincoln Co.,	77½ "
Best Judge Mixed Dairy Cows - Grant Lee, Lincoln,	91½ "
Best Judge of Dairy Cows, Grant Lee, Lincoln Co.	151½ "

Found at Camp

The following articles were found at camp. If any of them are yours, write us and they will be sent you.

Tooth brush	Khaki belt	Camera Pencil
Large amber comb	Red bracelet	Straw hat (boys)
Small black comb	"Pal" eversharp	1 quilt
Gun in brown case	Rubber ball	1 grey blanket
Black coin purse	Small purse (Washoe Co)	1 grey coat belt
Tan stocking	Bathing suit	Khaki hat

Tan handkerchief with red embroidery

Those Reports (?)

Can't we make Nevada 100% this year on the number of members handing in their reports and stories? Let's Try!

What to do this winter.

Don't let your club stop work and play, now that club camp is over. Think of all that can be done during the fall and winter. There will be Hallowe'en, Thanksgiving and Christmas time for club socials and parties. Gifts might be made by sewing and cooking clubs, for the needy, and it is a good time to begin raising money for the 1926 Club Camp.

Remember the 1926 Exposition

The camp next summer will come during the 1926 Exposition in Reno. There will be much to see and the program will be varied to meet this condition, and we have ordered sunshine for every day.

How We Came Out This Year.

After all bills were paid, we came out just about even in spite of extra expense caused by the rain. I know we are all happy about this. Aren't we? AB - SO - LUTE - LY.

The Hoot Owl is Leaving.

Mr. Hoot Owl is going to be away from the middle of September until next June, but he says he is coming back. In the meantime there will be a new Owl on the job. You will find out who the new Owl is next month. Mr. Hoot Owl wishes you all a happy school year and will be glad to see you next summer.

State Fair Prizes

Last month we had a complete list of all prizes in the Hoot Owl. There will be over $400.00 for team demonstrations, exhibits, crops, livestock and home economics club exhibits. Exhibits should be in Fallon, Nevada, by September 2nd.

We Missed You Churchill

We missed having the members from Churchill County with us at Camp this year. We were sorry they could not come, but hope that next year they will send a larger crowd than ever.

Two Big Trips Offered

One Home Economics girl and one Agricultural Club boy will be chosen to represent Nevada at the National Club Congress in Chicago the last week in November. See that your record and story are the best you can make them. Complete rules will be sent our regarding this contest next month.



Send in Your Club Songs and Yells.

All county delegations are asked to send in their songs and yells used at camp. Do this right away.

"Good Book" Year

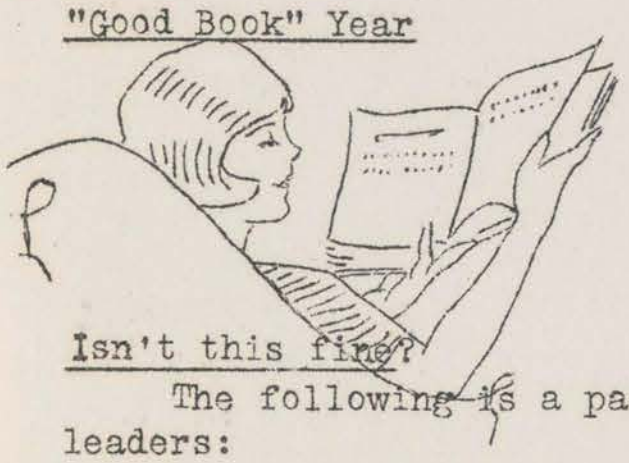

Let's make 1926 "Good Book" year among club folks. Let's see how many good books each of us can read. When you have read a good book, write and tell the Hoot Owl. We will print a list of those that are good reading for club members.

Isn't this fine?

The following is a paragraph from a letter of one of the Lincoln County leaders:

> "We had a wonderful trip. When we left Austin where we camped the first night on the return trip from Camp, as we wound around the mountain my heart swelled with joy to think what a wonderful geographical lesson the boys and girls were getting:- towns, rivers, lakes and mountains they had read about were now before their eyes. This thought also came to me: Lincoln County boys and girls have the best of the nearby delegations. They get development in self support, in earning the money, they get to cross the State in traveling to the Camp. The effort was greatly rewarded. We visited the Copper Pit at Ruth, spent a few hours in Ely, camped at Geyser the second night, and were home at seven A.M. Monday. Mr. Thiriot continued to relieve the monotony with his flat tires. He had only twenty-four on the round trip."

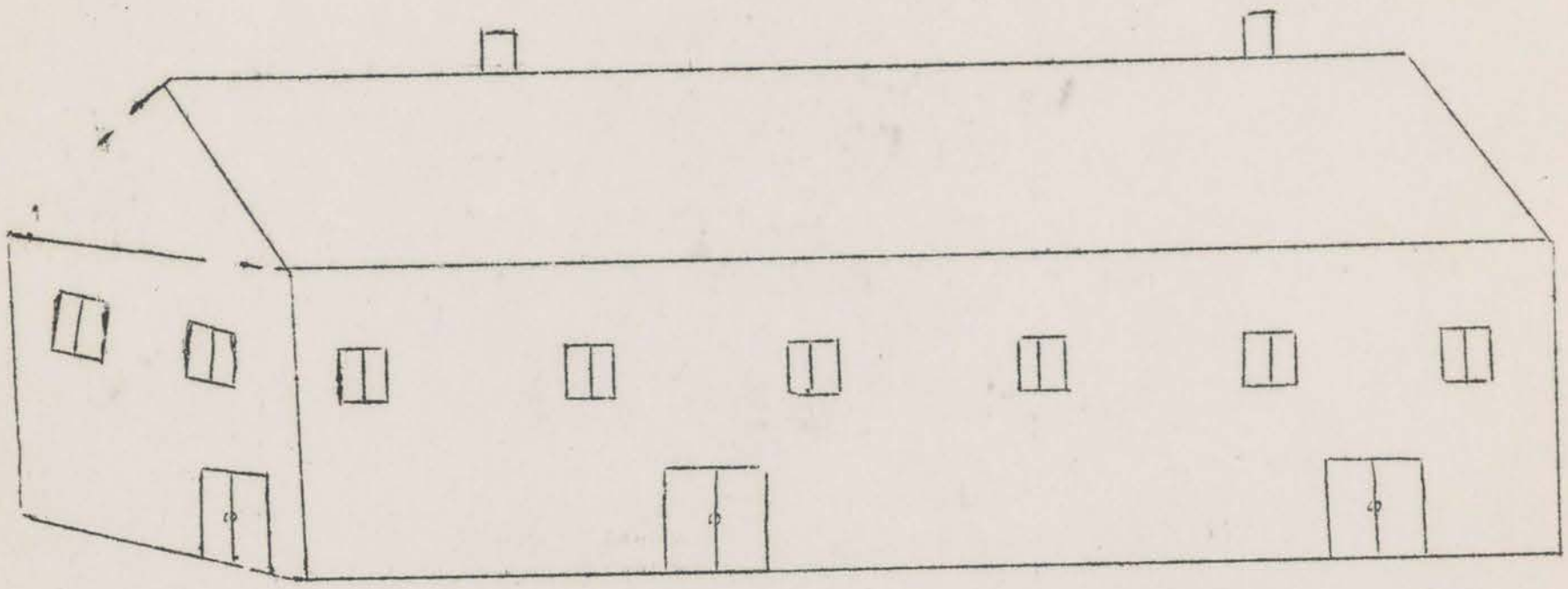

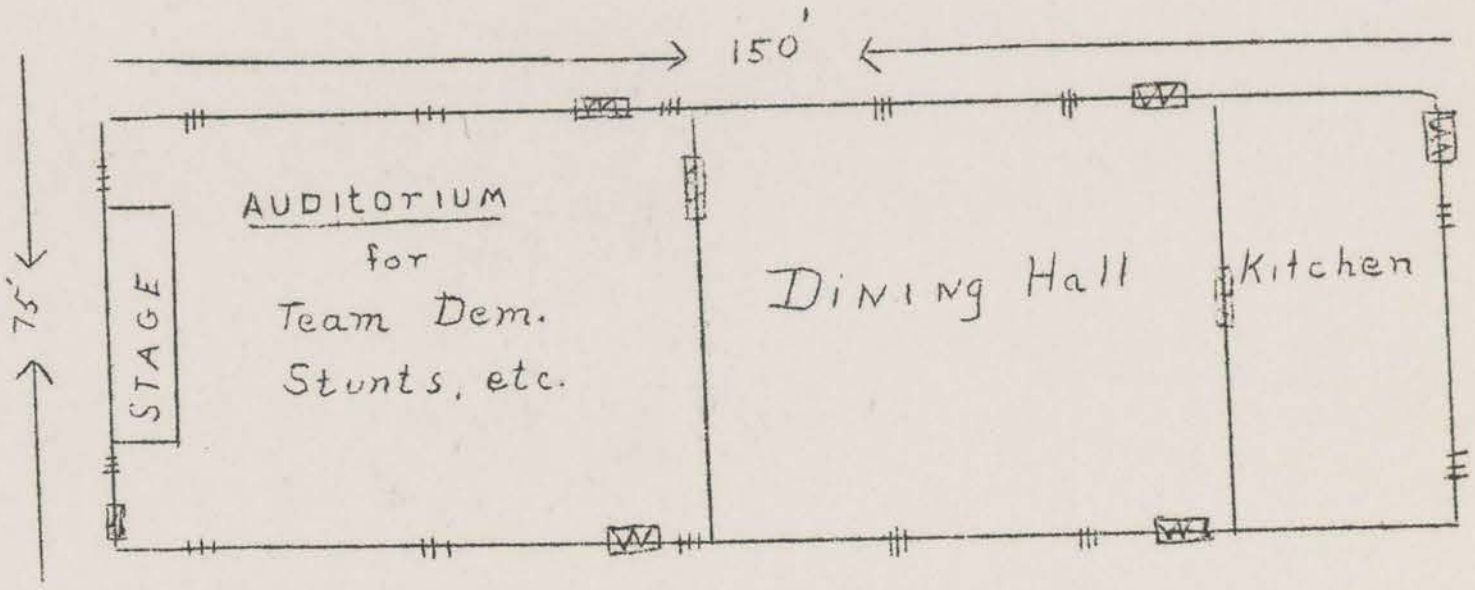

How do you like it?

The Hoot Owl has thought for some time that we should have a Club Camp building. The plan above would accomodate 400 and could be used for all indoor meetings, dining hall, kitchen, and some classes. It would make an excellent place to give team demonstrations. The building would be equipped with electric lights, lavatories, etc. The estimated cost, complete, would be under $10,000. Do you think we could build it over a five-year payment plan? Let us have your ideas and suggestions. We would still plan to use tents for sleeping accomodations. We will give the detailed estimate of cost in the next Hoot Owl.

Sincerely,

Robert G. Foster

Robert G. Foster,
In charge
Boys' & Girls' Club Work.

8. "The Leader" proves helpful:

"The Leader", a monthly letter to club leaders has proven helpful. Each month or six weeks a news letter is sent to each of the local club leaders. An effort is being made to develop more and better leadership and give to them helpful information in their work.

THE LEADER

Cooperative Extension Work in Agriculture and Home Economics, University of Nevada
Agricultural Extension Division and U. S. Department of Agriculture Cooperating
State of Nevada.

June 22, 1925.

Dear Leader:-

Beginning this month, it will be our purpose to send a letter to all club leaders in the state with suggestions which we hope will be helpful in the conduct of club work. Write your experiences and problems to us for publication. We can in this way have a medium of expression between all club leaders of the state.

What Dr. C.B.Smith Says.

Dr. Smith is Chief of Extension Work in the United States. He says:-

"Boys' and Girls' Club Work is a permanent feature of agricultural extension work. Any community which fails to inlist the interests and assistance of boys and girls in developing its plan for agricultural and rural betterment fails signally in utilizing one of the most effective agencies there is in extension work for arousing and maintaining interest in better agriculture and for developing in its young people a love for rural life. Boys and girls respond if given worth while tasks. They like to do a man's work. And in accepting responsibility for doing a piece of work in a community they are enlarging their horizon and fitting themselves for increasing usefullness as citizens. Extension work without boys' and girls' club work in any community is little more than half efficient. Club work helps to meet a community economic need and makes for increasingly efficient rural leadership developed out of the community itself. We build permanently when we take our boys and girls into our confidence and work out our plans in partnership with them."

The Challenge of Leadership

"It is a rare privilege to enter the inner life of a boy or girl and it is equally a responsibility. More and more the friends of youth are realizing that it is a tremendously worth while relationship; and that the fullest preparation for the opportunity is necessary if the life of youth is to be developed to its fullest powers. Youth needs trained leaders."

The Price of Leadership.

1. Responsibility
2. Time
3. Sacrifice of personal pleasures.
4. Work. Giving your whole self to the task.

The Reward of Leadership.

1. Personal satisfaction -- Doing things one ought to do.
2. Seeing conditions grow better.
3. Approval of people one knows.
4. Realization of having attained an ideal.
5. The enthusiastic love and response of boys and girls.

Topics to be Discussed in "The Leader"

Beginning in July, the topics listed below will be discussed in "The Leader." Anyone having suggestions on any of them, do not fail to send them in. We want to make "The Leader" as helpful as possible to every club leader in Nevada.

Background Information.

I. The physical background of country life problems.
II. Rural social, economic and civic problems.
III. Brief origin, history and development of agricultural education.
IV. The Agricultural College. Its job and how it does it.
V. History and development of Agricultural Extension Work.
VI. Boys' and Girls' club work in the United States.
VII. Psychological approach to 4-H club work.
VIII. Ideals and standards of 4-H club work.
IX. Cooperative relationships and public support.

Methods of Organization and Conduct.

X. Programs and plans of work: State - County - Local.
XI. The local club and how to organize it.
XII. The local leader and extension agents.
XIII. Plans for the local club.
XIV. 4-H club meetings: Kinds - Suggestions for - How to conduct.
XV. The personal visit.
XVI. Records, reports, photographs, movies and newspaper publicity in the club program.
XVII. The club picnic, festival, etc. in the club program.
XVIII. Camps for club members.
XIX. The tour, field meeting and excursion in relation to 4-H club work.
XX. The demonstration team: purpose and how to use it.
XXI. The place of judging in club programs.
XXII. The recreational side of 4-H club work: games - songs - yells - parties - stunts.
XXIII. Prizes, awards and trips.
XXIV. The Achievement Program and Exhibit - Its purpose and value - How to conduct it.

The Club Demonstration

XXV. Kinds of clubs.
- A. Literature
  - 1. Kind
  - 2. Use of
- B. Requirements
  - 1. Each project.
    - a. Why?
    - b. How much?
    - c. Basis of awards
    - d. The result
- C. Reports and Records.
  - 1. Enrollment
  - 2. Permanent records
  - 3. Daily club records
  - 4. Club final reports
  - 5. Local leaders records
    - a. Note book
    - b. Report

Results Hard to Realize.

Sometimes it is difficult to realize that one is accomplishing very much as a local leader, but even the smallest effort counts. One is reminded of the story of the brown mat which came from India. The one receiving it was told, that if each day it were put in the sun and a bucket of water poured on it, after several weeks it would become pure white. Now, we can't say just how much force each bucket of water had in the total process of turning the mat white, but each one had its effect. So it is in local leadership. We cannot always see just how our effort is worth while, but it is the combined work of all that makes for better agriculture, better citizenship and progress along all lines.

A Word in Closing

There just came to my attention the following, which I know you will all like.

A DOZEN ATTRIBUTES OF THE SUCCESSFUL LEADER.

Abounding Faith
in the importance of the work;
Infinite Tact
in meeting trying situations;
Unlimited Patience
in overcoming community inertia;
Endless Good Nature
in the face of all trials;
A Saving Sense of Humor
when nothing else will meet the situation;
A Large Vision
of the work to be done;
Ability to Lose Gracefully
and to rebound after each defeat;
Indomitable Courage
in standing for the right;
A Contagious Enthusiasm
that inspires others;
Unquenchable Optimism
in spite of all discouragements;
UNRESERVED BELIEF IN THE IMPORTANCE OF THE FARM FAMILY
TO THE COMMONWEALTH.

Very sincerely,

Robert G. Foster

Robert G. Foster
In Charge
Boys' & Girls' Club Work.

9. Leadership Training Work:

More training schools were held this year than ever before. In every county one or more schools were held, and practically every club leader in the State attended one of these groups. A total of ten of these county schools were conducted, with a total of sixty-five leaders in attendance. In addition three morning sessions were planned for local leaders during the State Club Camp. Mr. I. W. Hill of Washington, D.C., and Mr. W. R. Ralston, Assistant State Leader of California, gave helpful and inspiring talks and demonstrations before the forty leaders who were in attendance.

The following outline was followed in the county leaders' schools, and the mimeographed circular was left with the leaders. The State plan for club work was also discussed. The most helpful part of these schools was the actual work done by the leaders. In each instance the Assistant Director acted as the local leader and the leaders assumed the role of members. A type of club was decided upon. Then the group did everything in a day that a club would do in a year. For example, following preliminary discussion, an organization meeting was held; this was followed by a regular club meeting, during which club yells, singing, business, program, team demonstration, judging, and recreation were actually partaken of by the leaders.

Usually the noon lunch was the time for the club picnic and the closing of the school the time for the achievement program.

OUTLINE FOR LOCAL LEADERS' CONFERENCES.

Background Information.

I. The physical background of country life problems.
II. Rural social, economic and civic problems.
III. Brief origin, history and development of agricultural education.
IV. The Agricultural College. Its job and how it does it.
V. History and development of Agricultural Extension Work.
VI. Boys' and Girls' club work in the United States.
VII. Psychological approach to 4-H club work.
VIII. Ideals and standards of 4-H club work.
IX. Cooperative relationships and public support.

Methods of Organization and Conduct.

X. Programs and plans of work: State - County - Local.
XI. The local club and how to organize it.
XII. The local leader and extension agents.
XIII. Plans for the local club.
XIV. 4-H club meetings: Kinds - Suggestions for - How to conduct.
XV. The personal visit.
XVI. Records, reports, photographs, movies and newspaper publicity in the club program.
XVII. The club picnic, festival, etc. in the club program.
XVIII. Camps for club members.
XIX. The tour, field meeting and excursion in relation to 4-H club work.
XX. The demonstration team: purpose and how to use it.
XXI. The place of judging in club programs.
XXII. The recreational side of 4-H club work: games - songs - yells - parties - stunts.
XXIII. Prizes, awards and trips.
XXIV. The Achievement Program and Exhibit - Its purpose and value - How to conduct it.

The Club Demonstration

XXV. Kinds of clubs.
- A. Literature
  - 1. Kind
  - 2. Use of
- B. Requirements
  - 1. Each project.
    - a. Why?
    - b. How much?
    - c. Basis of awards
    - d. The result
- C. Reports and Records.
  - 1. Enrollment
  - 2. Permanent records
  - 3. Daily club records
  - 4. Club final reports
  - 5. Local leaders records
    - a. Note book
    - b. Report

COOPERATIVE EXTENSION WORK IN AGRICULTURE AND HOME ECONOMICS
UNIVERSITY OF NEVADA, AGRICULTURAL EXTENSION DIVISION
AND U. S. DEPARTMENT OF AGRICULTURE COOPERATING
STATE OF NEVADA.

Boys' And Girls' Club Work

Manual for Local Club Leaders

WHAT IS BOYS' AND GIRLS' CLUB WORK

Boys' and Girls' Club Work is a permanent feature of agricultural extension work. Any community which fails to inlist the interest and assistance of boys and girls in developing its plan for agricultural and rural betterment fails signally in utilizing one of the most effective agencies there is in extension work for arousing and maintaining interest in better agriculture and for developing in its young people a love for rural life. Boys and girls respond if given worth while tasks. They like to do a man's work. And in accepting responsibility for doing a piece of work in a community they are enlarging their horizon and fitting themselves for increasing usefullness as citizens. Extension work without boys' and girls' club work in any community is little more than half efficient. Club work helps to meet a community economic need and makes for increasingly efficient rural leadership developed out of the community itself. We build permanently when we take our boys and girls into our confidence and work out our plans in partnership with them.

LEGAL AUTHORITY FOR BOYS' AND GIRLS' CLUB WORK.

The Smith-Lever Act of May 8, 1914, appropriated funds to the states for cooperation between the State Agricultural Colleges and the United States Department of Agriculture in giving instruction and practical demonstrations in agriculture and home economics.

HOW KINDS OF CLUBS ARE DETERMINED

In the counties having a county extension organization, it is essential that all boys and girls club work should be organized and conducted in harmony with the community and county program of work. Following is a typical community program of work developed at a meeting attended by all residents of the community.

PROGRAM OF WORK OF BLANK COMMUNITY

Farm Home & Community Activities	Difficulties	Remedies	Goal	Leader
Grain	Lack of moisture poor seed, rodents	Gopher campaign		Wm. Jones
Potato	Poor seed	Hill selection of seed	10 men and 5 boys to grow seed plots	Pete James
Dairying	Lack of forage	Silos	3 silos	Jim Snyder
Poultry	Lack of market facilities Improper management	Culling demonstration. More interest in proper management.	6 flocks to be culled. 5 poultry club members, 2 adults to keep feed records	Mrs.F.Hansen
Food & Home	Need help in planning diet. No records.	Help in planning. Keep household accounts.	5 women to plan meals. 10 members in canning club 5 women to keep household accts.	Mrs.J.Paterson
Clothing	Lack of fundamentals in sewing	Clothing school	1 millinery schl. one sewing school 12 girls in clothing club	Mrs.A.F.Saunders

HOW TO SECURE MEMBERSHIP

Any boy or girl in Nevada between the ages of 10 and 18, inclusive, may become a member of a Boys' and Girls' Club by filling out an application card and giving it to the local club leader who will send it to the county agent.

CLUB REQUIREMENTS

The minimum requirements for the various clubs are found in the State Plan for Club Work, and in Extension Circulars 32, 33, 38, 39, 40, 41, 42, 43, 44, 45, and 46.

All club members are to keep a record of their club work on forms which are provided each member. Each member is to fill out the Final Report Blank and give it to his local club leader.

HOW TO ORGANIZE A CLUB

The following steps are given as the main essentials for organizing Boys' and Girls' Clubs. The organization and requirements circular for each club gives these steps in more detail. See also Extension Circular 31.

1. Write the county agent who is located at the county seat for plans of carrying on Boys' and Girls' Club Work in the county.

2. Secure organization circular for the particular club you wish to form to which is attached an Application Blank, from the county agent.

3. Preliminary Meeting.

   a. Secure a local club leader.
   b. Arrange for a meeting of prospective club members and parents.
   c. County agent should be present to present the plan of organization of the club.
   d. Select the particular phase of club work that best meets the needs of the community.

4. Make a list of all boys and girls in the community who are eligible.

5. Write out with county agent a plan of work for the local club. This plan should include the function and activities of the club members, local club leader, county agent, State College specialist, and other agencies. This plan should be presented at the organization meeting.

6. Organization Meeting.

   a. Collect application cards.
   b. Distribute follow-up instructions and record books.
   c. Explain carefully what each club member is to do.
   d. Decide upon dates for regular meetings.
   e. Appoint committees.

7. Regular Club Meeting.

   Each club should strive to secure a Standard Club Charter. One of the committees appointed at the organization meeting, should be for the purpose of drawing up a program of the year's activities. Many clubs meet every two weeks. Suggestions for club activities and meetings may be had by writing to the State Extension Office.

WHAT IS A PLAN OF WORK?

In No. 5, under "How to Organize a Club" a written plan of work is mentioned as an important step. Before any piece of club work can be successfully carried out, the local club leader must thoroughly understand his duties and what assistance can be secured from the county agent. The following outline is given as typical of a plan of work.

Date	Work to be done	Who Will Do The Work							
		W.A.Hardy Local Ldr.	County Agent Reed	State Club Office Mr. Foster	V.E.Scott Specialist	Principal of School, Mr. Owings	President of Club	Secretary of Club	Members
Feb.12	Org. Club. Data on buying and getting chicks. Care of. Date of arrival, etc.	Attend	Attend Notify members	Attend. Org. club. Books records	Attend.Give material on program Kind chix.	Attend	Elect	Elect. Minutes. Notify members next mtg.	All attend
Mar. 7	Reg. meeting. Housing chicks	Attend	Attend	-	Attend Care of chix	Attend	Have chg. of mtgs.	"	attend
Apr.4	Reg. meeting. Home grown feeds.Care & fdg.	Care of chix.	Attend	-	-	Attend	"	"	Attend
May 2	Reg. Meeting. Prepare for disposing of cocks.	Attend	Disposal cocks. Separating	Attend	-	-	"	"	Attend
June 6	Meeting. Summer care.	Attend	Attend	Attend	Attend Handle meeting	-	"	"	Attend
June 20	Picnic jointly with girls' club.	Assist & attend	Arrange with Miss Lane for picnic	Attend	Attend	-	All members attend		
July 11	Mtg. Tour of flocks	Handle the tour	Assist handle tour	-	-	-	Have chg. of mtgs.	Minutes. Notify mem- next mtg.	Attend
Aug. 1	Meeting. Housing laying flock.	Attend	Attend	Attend	Attend handle mtg	-	"	"	Att.
Aug. 11-16	Club Camp	Attend	Attend	Arrange for	Attend	Attend	Attend	Attend	Send delegate to camp
Aug. 22	Achievement program and exhibit	Arrange for	Assist	Attend and assist	Attend	Attend	All members attend		
Sept. 5	Meeting. Feeding for egg production	Attend	Attend	-	Handle Attend	-	Have chg. of mtgs.	Minutes. Notify mem next mtg.	Attend
Oct. 3	Meeting. Marketing crop	Handle Attend	Attend	Attend	Handle Attend	Attend	"	"	Attend
Nov. 7	Meeting. Culling pullets.	Attend	Attend	-	Attend	Attend	"	"	Attend
Dec. 5	Meeting. Homemade appliances	Attend	Attend	-	-	Attend	"	"	Attend
	Personal Visits	Four times	Each month	Once	Once	-	-	-	-

Date	Work to be done	Who Will Do The Work							
		W.A.Hardy Local Ldr.	County Agent Reed	State Club Office Mr. Foster	V.E.Scott Specialist	Principal of School, Mr. Owings	President of Club	Secretary of Club	Members
Feb.12	Org. Club. Data on buying and getting chicks. Care of. Date of arrival, etc.	Attend	Attend Notify members	Attend. Org. club. Books records	Attend.Give material on program Kind chix.	Attend	Elect	Elect. Minutes. Notify members next mtg.	All attend
Mar. 7	Reg. meeti :. Housing chicks	Attend	Attend	-	Attend Care of chix	Attend	Have chg. of mtgs.	"	attend
Apr.4	Reg. meeting. Home grown feeds.Care & fdg.	Care of chix.	Attend	-	-	Attend	"	"	Attend
May 2	Reg. Meeting. Prepare for disposing of cocks.	Attend	Disposal cocks. Separating	Attend	-	-	"	"	Attend
June 6	Meeting. Summer care.	Attend	Attend	Attend	Attend Handle meeting	-	"	"	Attend
June 20	Picnic jointly with girls' club.	Assist & attend	Arrange with Miss Lane for picnic	Attend	Attend	-	All	members	attend
July 11	Mtg. Tour of flocks	Handle the tour	Assist handle tour	-	-	-	Have chg. of mtgs.	Minutes. Notify mem next mtg.	Attend
Aug. 1	Meeting. Housing laying flock.	Attend	Attend	Attend	Attend handle mtg	-	"	"	Att.
Aug. 11-16	Club Camp	Attend	Attend	Arrange for	Attend	Attend	Attend	Attend	Send delegate to camp
Aug. 22	Achievement program and exhibit	Arrange for	Assist	Attend and assist	Attend	Attend	All	members	attend
Sept. 5	Meeting. Feeding for egg production	Attend	Attend	-	Handle Attend	-	Have chg. of mtgs.	Minutes. Notify mem next mtg.	Attend
Oct. 3	Meeting. Marketing crop	Handle Attend	Attend	Attend	Handle Attend	Attend	"	"	Attend
Nov. 7	Meeting. Culling pullets.	Attend	Attend	-	Attend	Attend	"	"	Attend
Dec. 5	Meeting. Homemade appliances	Attend	Attend	-	-	Attend	"	"	Attend
	Personal Visits	Four times	Each month	Once	Once	-	-	-	-

DUTIES OF THE LOCAL CLUB LEADER

1. Attend all meetings of the club.

2. Supervise the work of club members.

3. Distribute to club members promptly, circulars and other information furnished by county agent.

4. See that the use of blanks and supplies as well as the follow-up instruction is fully understood by the club members before the work is started.

5. Draw up with county agent, a written plan of work for the club.

6. Arrange for a club year of activities, meeting requirements of a Standard Club.

7. See that each club member is properly equipped with all that is necessary for a successful demonstration.

8. Attend all leaders' meetings called by county agent.

9. Visit the club members' homes in order to give aid and encouragement.

10. Encourage the secretary to keep all records and reports up to date.

11. Assist in selecting and training a demonstration team.

12. Report to the county agent and at community meetings from time to time the progress of the club.

13. Assist the club in giving public demonstrations and functioning in other ways as a community organization thereby developing a community consciousness.

14. Assist the club in arranging for local exhibits in store windows, sales, hikes, picnics, camps, exhibits, club tours, and Achievement Day meetings.

15. Secure Final Report Blanks from members and send to county agent.

16. Secure photographs of club activities.

WHAT A LOCAL CLUB LEADER MAY EXPECT FROM A COUNTY AGENT.

1. Information regarding the Boys' and Girls' Club plans for the county.

2. Club organization folders, to which application blanks are attached, follow-up literature and record books.

3. Assistance in organization, follow-up and club program.

4. Timely conferences with local club leaders.

5. Make arrangements for State College specialist and others to give assistance in subject matter.

6. To arrange for county exhibits, club tours, etc.

7. Collect Final Report Blanks from local club leaders.

PROGRAM FOR CLUB MEETINGS.

Regular meetings of the whole club should be held at least once a month. The program should proceed as follows: Regular order of business: Subject matter program, including a demonstration by State College specialist, local club leader, members of club or some interested person: follow this with a practical and helpful discussion, and close the program with a recreational period.

Consider the following points in making up a program of club meetings.

1. Appoint a program committee.
2. Ask the county agent to assist.
3. Invite fathers and mothers to special club programs.
4. Have organized play as part of the program.
5. Don't forget that boys and girls like to eat.
6. Program should not last longer than one to one and one-half hours.
7. Have boys and girls carry on as much of the work as possible.

HOME PROGRAM OF CLUB MEMBERS

A wise local club leader will work out a home program for the club members. This will state definitely what each club member is to do at home and forms a basis for comparison of interests and activities at club meetings. New practices should be demonstrated or discussed at club meetings before the club member is required to do them at home.

RECORDS

A. Object of Records:

1. To lead club members to careful observation and investigation in connection with club demonstrations.
2. To teach farm accounting in the most simple and efficient way.
3. To teach business methods in connection with farm practice.
4. To show where and how net profits are made.

B. Nevada Plan:

1. Each club member receives a record book provided by the Nevada Extension Service.
2. This is to be kept up to date and inspected at club meetings.
3. The record book is the property of the club member and is to be retained by him for future reference.
4. At the completion of each club demonstration a FINAL REPORT BLANK, which is a summary of facts and data in the record book, is to be filled out.
5. Give this Final Report Blank, when carefully filled out to the local club leader or county agent when called for, just prior to the Achievement Program.
6. The local club leader forwards the Final Report Blanks to the county agent.
7. The county agent summarizes the reports for the county, and files the reports in the State Extension Office.

LOCAL CLUB LEADER'S REPORT

While the following local club leader's report is not required it serves to keep the county agent informed of local club activities. It is recommended that local leaders secure a supply of these and report to the county club agent from time to time.

Date _____

Local Leader's Activities	Mon	Tues	Wed.	Thurs.	Fri.	Sat.	Total
Club meetings held							
Club demonstrations visited							
Club Members enrolled							
Field trips taken							
Teams trained							
Picnics, field days, etc. held							
Progress of work							

Name of Leader _____ Address _____

DEMONSTRATION TEAMS.

Of all the phases of boys' and girls' club work which have been developed during recent years, none has given more satisfactory results than that of the demonstration teams.

There are two distinct types of demonstration teams, one in which the members demonstrate methods of better practices in the operation itself, and the other in which club members are trained to judge the finished product.

Write to your County Agent or the State Extension Office for outlines of various demonstration teams.

The most important as well as the most successful method of putting club work before the public is through the agency of public demonstrations.

ACHIEVEMENT DAYS

An ACHIEVEMENT DAY is a day on the Boys' and Girls' Club calendar at which the achievements of the past season's work are related at a public meeting. The program for ACHIEVEMENT DAYS will vary with local interests, but in general will include the following items: Report of Club Work for the year by the local club leader or champion club member; Short talk on achievement or club work by parent; Demonstration by the demonstration team; Awarding of the achievement pins and Standard Club Charters by the County Agent. Where more than one club is organized in the same community, they should plan to have their ACHIEVEMENT DAY on the same date. Special suggestions and help for your ACHIEVEMENT

DAY programs will be given by your county agent.

SUGGESTED GAMES

Turtle Tag
Ankle Tag
Affinity Tag
Horseback Tag
Skunk Tag
Ostrich Tag
Hook on
Partners
Snatch the Handkerchief
Kicking Baseball.
Cage Ball Games

In and out the window
Human burden
Indoor Track Meet
Egg Races
Three Legged Race
Geography
Japanese Tag
Ship Away
Chariot Race
Three Deep
Drop the Handkerchief
Battle Tell

Last Couple Out
Variation of Last Couple Out
Advancing Statues
Rabbit's Nest
Bang
Giant Volley Ball
Balloon Relay Race
Human Target
Fat Ladies Race
Nail Driving Contest

INSTRUCTIONS FOR CLUB SECRETARY

A. Minutes of Meeting

One of the major duties of a club secretary is to keep a record of the minutes of the club meetings. The secretary should have a neat book in which to keep these minutes.

The following is suggestive of a page in a secretary's minute book:

1. Date _____ Place _____

2. Meeting called to order at _____ o'clock. __ M.

3. Number of members present _____ No. of visitors _____

4. Name of leaders or county extension agent present

_____

5. Total attendance _____

this portion of the page
should show the program
and who took part in any
business done.

_____
President

_____
Secretary.

B. Club Roll and Record of Attendance.

Another duty of the club secretary is to call the roll at each meeting. Club members should take pride in having a perfect attendance. The following

form is suggested for keeping the roll and record of attendance.

Name	Age	Post Office	Club	Dates of meetings						

STANDARD CLUB REQUIREMENTS

To have a Standard Club should be the ambition of every club leader. When the first five requirements have been met and upon recommendation of your county agent, the State Club Leader will issue a Standard Club Charter. When all of the requirements have been met, a National Seal of Achievement is attached to the Charter. The National Seal is also given to represent different years of work. For instance, if a club wins a Charter this year and meets the requirements of the Standard Club next year, instead of issuing a new Charter, a Seal will be given which is to be attached to the Charter.

Following are the requirements for a Standard Club:

1. A Standard Club shall have a membership of at least five working on the same project.

2. There shall be a local club leader in charge during the club year.

3. There shall be a local club organization with the necessary officers and duties. (President, Vice-President, Secretary-Treasurer.)

4. There shall be a definite program of work.

5, There shall be at least six regular club meetings during the club year. The secretary shall be required to keep definite record of these meetings and also of the progress of each member.

6. A local exhibit shall be held annually.

7. There shall be a demonstration team which must give at least one public demonstration in the community.

8. At least 60% of the members must complete the project and file a final report with the County Agent.

9. A judging team shall be chosen by competition between the members.

10. An achievement day shall be held during the club year.

CONSTITUTION FOR BOYS' AND GIRLS' CLUBS

Article I.

Name.

The name of this organization shall be the _____ Boys' and Girls' Club of _____County _____

Article II.

Purpose.

The object of this club shall be _____

_____

Article III.

Membership.

Section 1. Any boy or girl between the ages of 10 and 18 years may become a member of this club who will do the prescribed work of the club and conduct a worth-while demonstration.

Section 2. The leader shall be an honorary member.

Article IV

Organization and Officers.

Section 1. The officers shall consist of a president, vice-president, a secretary and a treasurer. The office of secretary and treasurer may be combined if desired. The duties of these officers shall be those that usually evolve upon such officers in other organizations of like character.

The duties of the president shall be to preside at all meetings; to call special meetings whenever necessary; to appoint all committees; and to perform such duties as may be prescribed in the by-laws.

The duties of the vice-president shall be to act for the president whenever the latter is unable to attend to his duties. He may also act as chairman of the program committee and be responsible for seeing that a definite program for each meeting of the club is written and placed in the hands of the president, in accordance with the club plan of procedure.

The duties of the secretary shall be to keep a record of the minutes of the club meetings; to call the roll at each meeting; to keep a record of the work of each member as reported at the meetings and by the leader; and to look after the club correspondence as directed by the county agent. The duties of the treasurer shall be to take care of money that may come to the club; and to make reports as to financial conditions as called upon by the president or leader. The club shall furnish substantial books for the use of the secretary and the treasurer.

Section 2. The officers of this club shall be elected annually. Only active members shall be eligible to hold office and only those members in good standing shall be eligible to vote. All voting for officers shall be by ballot unless other wise ordered by the club. Before any candidate can be declared

elected he or she must receive a majority of all votes cast.

Section 3. The standing committees shall consist of (1) a program committee; (2) a membership committee, and (3) a recreation committee.

Section 4. Committees for special purposes may be appointed by the president at any time.

Article V.

Meetings

Section 1. There shall be so far as practicable a regular meeting of the whole club once a month and special meetings shall be held subject to the call of the president. The program of the regular meeting shall proceed as follows: First, regular order of business; second, a subject-matter program including a demonstration by some one from the college, by county agent, or by one or more of the club teams, and a practical and helpful discussion on one or more definite phases of the club work, and third, a social session.

Special meetings shall be subject to the call of the president and when two-thirds of the membership of the club are present, business may be transacted as at any regular meeting, provided all the members have been given notice of the meeting.

Section 2. The order of business shall be as follows:

1. Call to order by the president or vice-president.
2. Roll call by the secretary. This may be in the form of reports on the work accomplished by each member.
3. Reading and adoption of minutes of last meeting by the secretary.
4. Reports from standing or special committees.
5. Unfinished business.
6. New business and reports of committees.
7. Adjournment.
8. Recreational and social program.

Article VI.

Amendments.

This constitution may be amended at any regular meeting by a vote of two-thirds of the membership.

Article VII.

Duties of Club Members.

Every club member is to carry out the requirements of the club demonstration.

Article VIII.

By-Laws.

The club may draw up by-laws which conform with the general constitution.

SUGGESTIONS FOR PARLIAMENTARY PRACTICE.

The following suggestions, which will probably be sufficient for the ordinary club meeting, are given to aid the local leader and the club members. The leader should enforce these rules in so far as possible.

1. Always address the president as "Mr. President" or "Madam President."
2. All remarks should be addressed to the president; no talking between members is allowed.
3. The president should always recognize the person who seeks to speak by saying, "Mr. _____" or "Miss _____" (person's name)
   a. This gives that person the floor and no one else can speak while he or she is talking.
   b. The only interruptions allowable are:
      1. Call for point of order.
      2. A question.
4. Only one motion can be before the club at a time. This must be voted upon and disposed of before any other business can be considered. Never offer a motion by saying, "I move you" but simply, "I move, etc."
5. The following is an example for making a motion, carrying on the discussion, and taking the vote:

   The club member arises and says, "Mr. President," President replies, "Mr. _____." Member says, "I move that the club have an exhibit at the next meeting." He then sits down and someone seconds the motion. President says, "You have heard the motion as stated by "Mr. _____" The chair is ready for discussion.

6. Before any matter is voted upon, the presiding officer must state the motion fully and completely. The usual form of voting upon regular motions is as follows:

   a. Presiding officer: "All in favor of this motion say "Aye" (short pause for vote), contrary, "No."

   b. The presiding officer then announces the result by saying "The motion is carried" or "the motion is lost."

7. Never attempt to place too many amendments to a motion. Two are allowable, that is, an amendment to an amendment. It is usually much better to offer a substitute motion.

   The following is an example of the method used for amending a common motion. "Mr. or Miss President (president recognizes speaker) I wish to amend that motion by adding that the friends of the club members be invited to attend the next meeting of the club and see the exhibit."

   The president then asks if the amendment is seconded and if this is done, he says that the amendment is open for discussion. After the discussion is over, the president says, "You have heard the amendment to the motion. any further discussion? If not, we will vote; all those in favor of the amendment please indicate by saying, 'Aye'. (short pause). All opposed say 'No.'" If the chair is in doubt he may call for a division of the house by a rising vote.

SNATCH THE HANDKERCHIEF

Line up on two sides. Count off each side. Put handkerchief in center. First two, one from each side, go to center and try to get handkerchief and return to place before being touched by the other. Count points. Each time one person is tagged, he belongs to the other side.

KICKING BASEBALL

Played with volley ball. Pitcher rolls ball on ground. Batter kicks ball. Rules same as baseball only runner may not advance until ball is kicked by next batter.

IN AND OUT THE WINDOW

A circle of players, one in and one out.

One outside chases one inside. When caught players get in circle where caught and two on right are it. One goes in and one out. One out chases one who goes in. One who is it must follow through windows where runner goes. Reverse if runners are unequal.

HUMAN BURDEN

A good game for boys. Have two lines. First man carries second a short distrance then dumps his burden. Burden them goes to back of line. Contest continues until one line has finished carrying all members to dump pile.

JAPANESE TAG

The same as other tag games except when caught the one caught must place one hand on that portion of his body touched at time when he is caught and keep it there until he has caught someone else.

SLIP AWAY

Form in groups of six or nine in circle formation. Each group has some article held concealed by some member. There are two persons, one "it" and one who has an article. The "it" chases the one with the article. If chased is caught, must give up the article to chaser and reverse procedure. One being chased should jump in ring. At this, one in ring having article must run and be chased. This game is very spectacular if colored handkerchiefs or cloths are used for the articles.

ADVANCING STATUES.

Form line of persons and have one person with stick at "Down Line." He counts to ten facing advancing line or persons, points to one who moves, and that person must go back to beginning. This may be played also with two advancing lines.

RABBIT'S NEST

Form groups of three in circle. One person in each circle. (This is a cabbage patch. These are rabbits' nests. Each nest will hold but one rabbit. There are more rabbits than nests. One is the farmers' dog.) Play game as other tag games with dog chasing rabbit. Safe only by going into the nest, at which one already in nest must leave and find another.

PINCH-PINCH

A good game for initiation. Have those to be initiated outside in separate room. Have those who know the game sit in circle, leaving one vacant space. Bring each member blindfolded into the room and sit them in circle, then say: "You are now about to meet the imperial guest of the Ku Klux Klub and be initiated into the secret mysteries of our terrible organization. You will have to do everything that each follow in the circle does, blindfold removed." Starting

about four members from the person initiated, each boy will pinch some portion of the face or neck of the boy to his right. This continues until they reach the one being initiated. Boy next to him has range black all over his fingers and pinches the one being initated thus blacking his face. After being repeated two or three times he is then lead before a looking-glass as a full-fledged member of the club.

MISCELLANEOUS GAMES NOT LISTED BEFORE

The Geography Race	Animals	Name Twisting
Bob-Sled Tag	Autographs	Receiving Line
	Books & Authors	

10. Nevada Club Health Contest

Last year a very small beginning was made in emphasizing health work. This year a new feature was added to club work by the introduction of a health contest at club camp.

Each county was privileged to enter one boy and one girl to be judged on general signs of good physical health. These contestants could be chosen at club camp.

Elko County at their Club Achievement Day put on a county Health Contest, each community being allowed to enter one boy and one girl. To our great surprise, keen interest was shown in all communities carrying on the Keep Growing Demonstrations and in selecting their club representatives, the club members were keenly alive to the value of their members' Keep Growing record during the year. This contest was judged by Assistant Director Stilwell, assisted by the woman agent and a resident ex-trained nurse. The examination was perhaps the most observed of all the features of the day.

The other counties selected their contestants from their club camp delegates, usually on the basis of their Keep Growing record, backed by their own good judgment and personal knowledge of the individuals.

At club camp the state contest was conducted by a man and a woman doctor. Again keen interest was shown and much discussion of the points emphasized in the score card took place among the children, leaders and parents.

The present score card, we feel, is very far from ideal, but we had a very hard time finding any positive score cards to guide us. When we started on the work we were surprised to find that all the score cards in use were based on the negative practice of deducting for physical defects, and were so highly technical as to be beyond the comprehension of any but specially trained physicians. As our primary aim was to interest children, leaders and parents in existing physical conditions, and instill ideals of what positive good health really means, and to create ambition to approximate this ideal through right food and living habits, these highly technical negative score cards were useless to us. Thus we had the temerity to make score cards of our own, based on the principles embodied in the other livestock score cards used in our club livestock judging contest, modified to bring out the points emphasized in our Keep Growing Demonstration, i.e., nutritional condition as indicated by height - weight - age ratio - bone development - posture - good teeth - throat - eyes, cleanliness and healthy nervous condition. With all its possible faults we believe this score card did much to sell the idea of positive good health and that it was within the intellectual grasp of the children with whom it was used. This year we shall try to secure expert advise in modifying this score card, but still insist on keeping it positive in character and simple in language.

After the contest, photographs were taken of the first and second prize winning boys and girls in bathing suits, and these pictures have been of great value this fall in our Keep Growing work in both their positive and negative features.

The first prize boy happened to be an almost perfect physical specimen except for slightly weak feet. As he was a winner in four other club contests, he did much to make the Health Contest popular.

The second prize boy was of a totally different physical type, but very good for that type except for poor posture, weak feet and one poor tooth. The contrast between these boys has done much to teach types of physical development.

Two girls of totally different physical types tied for first place. One girl was a big, winsome lass whose only defects were in her teeth, posture, slight skin eruption and weak feet. She is very good-looking and did much to convince other club members that health has a direct bearing on beauty. The other prize-winning girl was a little light, mus cular child who looked skinny, but wasn't. She has a wonderful muscular development and chest expansion, is an excellent swimmer and an all-round athlete. Her defect was a badly bowed pair of legs due to rickets in child-hood. She was an excellent example of what effort will do, as three years ago she was one of our special anxieties in the Keep Growing Demonstrations and has since built herself up to excellent health. Her poor legs and cheerful grin were teaching a splendid nutrition lesson thruout the state.

This fall, Assistant Director Stilwell went before the State Medical Association asking for their cooperation in conducting a county and state Health Contest. She was assisted by an Elko county club demonstration team who told of club health work and put on a demonstration of the hot supplement to the school lunch. The Medical Association voted to give all possible assistance free of charge and a committee was appointed to carry on this cooperation. So, now we believe that the fourth H in the club emblem is going to receive its share of attention in Nevada.

NEVADA BOYS' AND GIRLS' CLUB HEALTH CONTEST

First Prize - Ines Gibson
(See score card following)



NEVADA BOYS' AND GIRLS' CLUB HEALTH CONTEST

First Prize - Ines Gibson
(See score card following)

COOPERATIVE EXTENSION WORK IN AGRICULTURE AND HOME ECONOMICS
UNIVERSITY OF NEVADA, AGRICULTURAL EXTENSION DIVISION
AND U. S. DEPARTMENT OF AGRICULTURE COOPERATING
STATE OF NEVADA.

SCORE CARD FOR CHILD

Scale of Points	Perfect Score	Actual Score
Age 16 Sex Female		
I. GENERAL CONDITION		
1. Good nutritional condition 20		
a. Weight within normal range for height and age - 65 in. 135 lb.N. 123 lb	5	5
b. Muscles firm, sufficient flesh	5	5
2. Limbs straight indicating good bone growth, no previous rickets	5	5
3. Skin clear, smooth, neither too dry or moist, good color,	5	4
II. POSTURE - Erect and well balanced 15		
1. Head erect	3	3
2. Back straight, no abnormal curves	3	3
3. Shoulders even, not rounded	2	2
4. Shoulder blades flat across back	2	2
5. Chest high, abdomen flat	2	2
6. Weight carried on balls of feet	3	3
III. BODY 20		
1. Chest broad, deep, held somewhat in front of abdomen	5	5
2. Lungs, good expansion, healthy condition,	5	5
3. Heart, good circulation	5	5
4. Abdomen, flat, good muscles,	5	5
IV HEAD AND THROAT 20		
1. Hair, vigorous, clean, scalp healthy	2	2
2. Eyes, clean, bright, without dark circles or puffiness, vision normal or corrected with glasses, lids clean and healthy	3	3
3. Ears, clean, hearing normal	2	2
4. Nose, clean, breathing normal	3	3
5. Mouth and teeth.		
a. Teeth clean, even, strong, free from cavities or properly filled, no tartar	4	2
b. Gums, clean, firm pale pink, no receding	2	2
6. Throat, clean, healthy, breathing not obstructed, no bad tonsils	4	4
		72

Scale of Points	Perfect Score	Actual Score
		72
V. LEGS AND FEET 10		
1. Legs, straight and strong, no indications of rickets, knees and ankles strong and not enlarged	5	5
2. Feet, foot strong and pliable, arches not flattened, toes straight, foot held straight forward, not turned out in walking, no corns, bunions, etc.	5	5
VI. ARMS AND HANDS 5		
1. Straight, strong, clean and smooth	3	3
2. Nails, clean, sensibly trimmed, no nail biting	2	2
VII. SELF CONTROL 10		
As indicated by good poise, alert expression, cheerful disposition, no nervous habits, ability to relax and rest	10	9
TOTAL		96

Name Inez Gibson

P.O. Address St. Thomas County Clark

Name of Club St. Thomas Needle Workers

Examined by A. L. Thompson, M. D. Date Aug. 11. 1925

NEVADA BOYS' AND GIRLS' CLUB HEALTH CONTEST

First Prize - Grant Lee
(See score card following)

COOPERATIVE EXTENSION WORK IN AGRICULTURE AND HOME ECONOMICS
UNIVERSITY OF NEVADA, AGRICULTURAL EXTENSION DIVISION
AND U. S. DEPARTMENT OF AGRICULTURE COOPERATING
STATE OF NEVADA.

SCORE CARD FOR CHILD

Scale of Points	Perfect Score	Actual Score
Age 16 Sex Male		
I. GENERAL CONDITION		
1. Good nutritional condition 20		
a. Weight within normal range for height and age_ Wt. 137 lbs. N.W. 128 Ht. 66	5	5
b. Muscles firm, sufficient flesh	5	5
2. Limbs straight indicating good bone growth, no previous rickets	5	5
3. Skin clear, smooth, neither too dry or moist, good color,	5	5
II. POSTURE - Erect and well balanced 15		
1. Head erect	3	3
2. Back straight, no abnormal curves	3	3
3. Shoulders even, not rounded	2	2
4. Shoulder blades flat across back	2	1
5. Chest high, abdomen flat	2	2
6. Weight carried on balls of feet	3	3
III. BODY 20		
1. Chest broad, deep, held somewhat in front of abdomen	5	4
2. Lungs, good expansion, healthy condition,	5	4
3. Heart, good circulation	5	5
4. Abdomen, flat, good muscles,	5	5
IV HEAD AND THROAT 20		
1. Hair, vigorous, clean, scalp healthy	2	2
2. Eyes, clean, bright, without dark circles or puffiness, vision normal or corrected with glasses, lids clean and healthy	3	2
3. Ears, clean, hearing normal	2	2
4. Nose, clean, breathing normal	3	3
5. Mouth and teeth.		
a. Teeth clean, even, strong, free from cavities or properly filled, no tartar	4	1
b. Gums, clean, firm pale pink, no receding	2	2
6. Throat, clean, healthy, breathing not obstructed, no bad tonsils	4	3
		67

Scale of Points	Perfect Score	Actual Score
		67
V. LEGS AND FEET 10		
1. Legs, straight and strong, no indications of rickets, knees and ankles strong and not enlarged	5	5
2. Feet, foot strong and pliable, arches not flattened, toes straight, foot held straight forward, not turned out in walking, no corns, bunions, etc.	5	5
VI. ARMS AND HANDS 5		
1. Straight, strong, clean and smooth	3	3
2. Nails, clean, sensibly trimmed, no nail biting	2	1
VII. SELF CONTROL 10		
As indicated by good poise, alert expression, cheerful disposition, no nervous habits, ability to relax and rest	10	9
TOTAL		90

Name Grant Lee

P.O. Address Panaca County Lincoln

Name of Club Calf

Examined by Henry Albert, M. D.
Frank Hartung, M. D. Date Aug. 11, 1925



NEVADA BOYS' AND GIRLS' CLUB HEALTH CONTEST

First Prize - Carrie Linscott (Tie)
(See score card following)

COOPERATIVE EXTENSION WORK IN AGRICULTURE AND HOME ECONOMICS
UNIVERSITY OF NEVADA, AGRICULTURAL EXTENSION DIVISION
AND U. S. DEPARTMENT OF AGRICULTURE COOPERATING
STATE OF NEVADA.

SCORE CARD FOR CHILD

Scale of Points	Perfect Score	Actual Score
Age 12 Sex Female		
I. GENERAL CONDITION		
1. Good nutritional condition 20		
a. Weight within normal range for height and age - 54 in Ht. Wt 71 lbs. N.W. 71 lbs	5	5
b. Muscles firm, sufficient flesh	5	5
2. Limbs straight indicating good bone growth, no previous rickets	5	5
3. Skin clear, smooth, neither too dry or moist, good color,	5	5
II. POSTURE - Erect and well balanced 15		
1. Head erect	3	3
2. Back straight, no abnormal curves	3	3
3. Shoulders even, not rounded	2	2
4. Shoulder blades flat across back	2	2
5. Chest high, abdomen flat	2	2
6. Weight carried on balls of feet	3	3
III. BODY 20		
1. Chest broad, deep, held somewhat in front of abdomen	5	5
2. Lungs, good expansion, healthy condition,	5	5
3. Heart, good circulation	5	5
4. Abdomen, flat, good muscles,	5	5
IV HEAD AND THROAT 20		
1. Hair, vigorous, clean, scalp healthy	2	2
2. Eyes, clean, bright, without dark circles or puffiness, vision normal or corrected with glasses, lids clean and healthy	3	3
3. Ears, clean, hearing normal	2	2
4. Nose, clean, breathing normal	3	3
5. Mouth and teeth.		
a. Teeth clean, even, strong, free from cavities or properly filled, no tartar	4	3
b. Gums, clean, firm pale pink, no receding	2	2
6. Throat, clean, healthy, breathing not obstructed, no bad tonsils	4	4
		74

Scale of Points	Perfect Score	Actual Score
		74
V. LEGS AND FEET 10		
1. Legs, straight and strong, no indications of rickets, knees and ankles strong and not enlarged	5	4
2. Feet, foot strong and pliable, arches not flattened, toes straight, foot held straight forward, not turned out in walking, no corns, bunions, etc.	5	5
VI. ARMS AND HANDS 5		
1. Straight, strong, clean and smooth	3	3
2. Nails, clean, sensibly trimmed, no nail biting	2	1
VII. SELF CONTROL 10		
As indicated by good poise, alert expression, cheerful disposition, no nervous habits, ability to relax and rest	10	9
TOTAL		96

Name Carrie Linscott

P.O. Address Smith County Lyon

Name of Club Smith Valley Poultry Club

Examined by A. L. Thompson, M. D. Date Aug. 11, 1925



NEVADA BOYS AND GIRLS CLUB HEALTH CONTEST

Second Prize - Charles Trescartes
(See score card following)

COOPERATIVE EXTENSION WORK IN AGRICULTURE AND HOME ECONOMICS
UNIVERSITY OF NEVADA, AGRICULTURAL EXTENSION DIVISION
AND U. S. DEPARTMENT OF AGRICULTURE COOPERATING
STATE OF NEVADA.

SCORE CARD FOR CHILD

Scale of Points	Perfect Score	Actual Score
Age 11 Sex Male		
I. GENERAL CONDITION		
1. Good nutritional condition 20		
a. Weight within normal range for height and age - Ht. 60½ in. Wt. 120 lbs. N.W. 92 lbs	5	4
b. Muscles firm, sufficient flesh	5	4
2. Limbs straight indicating good bone growth, no previous rickets	5	5
3. Skin clear, smooth, neither too dry or moist, good color,	5	4
II. POSTURE - Erect and well balanced 15		
1. Head erect	3	3
2. Back straight, no abnormal curves	3	2
3. Shoulders even, not rounded	2	2
4. Shoulder blades flat across back	2	1+
5. Chest high, abdomen flat	2	1+
6. Weight carried on balls of feet	3	2
III. BODY 20		
1. Chest broad, deep, held somewhat in front of abdomen	5	4
2. Lungs, good expansion, healthy condition,	5	5
3. Heart, good circulation	5	5
4. Abdomen, flat, good muscles,	5	4
IV HEAD AND THROAT 20		
1. Hair, vigorous, clean, scalp healthy	2	2
2. Eyes, clean, bright, without dark circles or puffiness, vision normal or corrected with glasses, lids clean and healthy	3	3
3. Ears, clean, hearing normal	2	2
4. Nose, clean, breathing normal	3	3
5. Mouth and teeth.		
a. Teeth clean, even, strong, free from cavities or properly filled, no tartar	4	3+
b. Gums, clean, firm pale pink, no receding	2	2
6. Throat, clean, healthy, breathing not obstructed, no bad tonsils	4	4
		65

Scale of Points	Perfect Score	Actual Score
		65
V. LEGS AND FEET 10		
1. Legs, straight and strong, no indications of rickets, knees and ankles strong and not enlarged	5	5
2. Feet, foot strong and pliable, arches not flattened, toes straight, foot held straight forward, not turned out in walking, no corns, bunions, etc.	5	4
VI. ARMS AND HANDS 5		
1. Straight, strong, clean and smooth	3	3
2. Nails, clean, sensibly trimmed, no nail biting	2	1+
VII. SELF CONTROL 10		
As indicated by good poise, alert expression, cheerful disposition, no nervous habits, ability to relax and rest	10	9
TOTAL		87

Name Charles Trescartes

P.O. Address Lamoille County Elko

Name of Club Calf

Examined by Henry Albert, M. D.
Frank Hartung, M. D. Date Aug. 11, 1925

11. Publicity:

The newspapers have given club work excellent publicity throughout the entire year and especially at club camp time. In addition to this, many tours, county contests, and achievement days have been held, thus giving the local communities the necessary stimulus resulting from the work.

Following are clippings illustrating the type of newspaper publicity we have had during the year.

Boys and Girls Complete Third Annual Encampment

Churchill Lads and Lassies Missed by Children at Meeting

By A. J. MOORE

Last week the Boys' and Girls' clubs gathered at the University farm in their third annual encampment stronger than ever. It was by far the most interesting camp yet held. The boys and girls gathered about 250 strong and had it not been for the retention of the Churchill county bunch the number would have been near 300. The Churchill boys and girls were missed in more ways than one. They are an active bunch and quite popular with the rest of the camp. Last year they sent 40 members and this year would have seen an increased attendance had it not been that the physicians dicided not to risk the possibile spreading of infantile paralysis. A few cases were reported some time ago and even though there have been no new cases in over ten weeks, Dr. Dempsey, Churchill county physician, and Dr. Albert of the state board of health decided on "safety first." As a compensation to the disappointed members, Churchill county is to hold a camp by itself later in the season.

I don't know how the Churchill county members regard the matter but from talks overheard among the youngsters at the University farm it was a good object lesson. It brought right home to them the idea of protection. As one Elko county youngster pu it, "Guess we wouldn't a'come up here if we had measles in our county would we? Ain't we got bugs enough on the ranch without spreadin' disease for boys and girls and men and women?" It was probably the first time that the idea had ever been brought home to them of precautions in protecting health of a community just as one would protect against crop pests and diseases among poultry, cattle or sheep.

Didin't Mind Weather

They had another object lesson in the weather. After planning all these months on one glorious week in Reno they picked about the wettest week of the season. Just so the rancher plans a good crop. This year he expects to make some money and feels very much elated over it when along comes some bug or a parasite no bigger than a pin head and what they don't get a cuold of grasshoppers takes. When this happens to the rancher he takes another hitch in his galluses and goes at it stronger than ever the next year. Just so the boys and girls at the camp. Not one of them sang, "How Cold I Am" nor was there any chorus of "How Wet I Am." They went about their activities with even greater vim, more determination to get the most out of it no matter what the weather.

The camp was not only a success in gain in numbers attending but in things accomplished in way of educational features. Aside from the usual club demonstrations there were some new features introduced that apply to everyday affairs. The one new feature that probably caused more discussion among the youngsters was the awarding of prizes to the healthiest boy and girl in the state. Interest was worked up in this by forming health groups in several counties. These groups were made up of boys and girls chosen in the several counties. It so happened that when the general checking up was over the boy chosen and neither of fthe two girls were members of the groups formed.

Winners of Health Contest

As two girls, Inez Gibson from St. Thomas, Clark county, and Carrie Linscott from Smith Valley, Lyon county, each scored 96 points and was awarded a prize. Grant Lee of Panaca, Lincoln county, won the boy's prize by scoring 89½ points. These awards were made by Dr. Henry Albert, state board of health, and Dr. Alice Thompson of Reno. The health tests were not quite such an an insurance company would require. It was more along the line of conditions that would indicate the general care of hands, feet and body. Several girls, and boys also, lost out by having too many corns. No girl could pass whose fingernails showed signs of having been trimmed by biting rather than by a nail file. The score card is divided into eight sections which were awarded points as follows: general condition,20 points; posture, 15; body, 20; head and throat, 20; legs and feet, 10; arms and hands, 5 self-control, 10. These in turn were subdivided. For instance, the second division, posture, was divided into six divisions as follows: head erect, 3 points; back straight, no abnormal curves, 3; shoulders even, not rounded, 2; shoulder blades flat across the back, 2; chest high, abdomen flat, 2; weight carried on balls of feet, 3.

Girls of Opposite Types

Curiously when the score cards were checked up two girls scored exactly alike and they turned out to be of two quite different types. One a blonde and of the tall athletic type and the other a brunette and of the slimly moulded type. Miss Inez Gibson was of the tall type that would attract attention anywhere from her poise and graceful carriage while Carrie Lindscott radiated with good health and happy smiles. These were made for lung expansion, heart condition, condition of teeth, ears, hair and scalp. The health lectures given while in camp and the discussion that obtained during and attfer the health contest will have a lasting effect upon the boys and girls. They will go home with ideas impressed upon them as to care of the body from scalp to toes.

Roadside Aid

Another demonstration that comes in very timely in these days of automobile travel and accidents that is termed roadsice aid. Accidents most frequently happen at some distance from a doctor's office. What should be done as first aid? Much relief may be given if the persons finding the injured person only use common sense and have some knowledge of first aid. I recall one incident. Between two and three years ago I witnessed an accident on a street in Reno. It occurred within a short distance of the Masonic temple where there are a number of doctors' offices. An auto turned over and a man's leg broken just above the knee. Instead of calling a doctor to the spot kindly meaning friends picked up the man and carried him to one. As the nearest was in the Masonic temple the unfortunate was carried there, his broken leg swinging like a cow's tail. As though the broken bone had not in its swinging cut the flesh enough just as the bottom of the stairway was reached another kind friend grabbed the swinging leg and straightened it out in in going up the stairs bent it the other way so that the bons would afflict other internal cuts and injury. In their excitement and desire to rush the man to a doctor not one of those friends used any judgment nor would listen to reason. Misdirected kindness cost the man his leg.

As the men of the telephone company are frequently called upon to render first aid their linemen are trained to such work. Frequently one of their men meets with an accident far from a doctor's office or they may come across an overturned auto by which someone was injured or an accident at a farm house or in the field. To illustrate what should be done in such cases a demonstration was given of roadside first aid. First a general talk was made on the subject of first aid by K. S. Gilbert of the telephone company.

How Aid Is Given

Next a demonstration of the tying of bandages, stopping bleeding and resuscitation by members of the team. K. S. Gilbert gave the talk, while D. C. Willson, R. C. Stelter and J. T. McAdam tied bandages, assisted by J. S. McAvoy, A. F. Lockingbill and W. B. Benson. The men tying the bandages were placed in different parts of the room so that all the spectators were able to see how the different bandages and compresses were placed.

The roadside demonstration showed how a man could be taken care of even though badly injured. Bandages were made of shirts torn into strips, made asceptic by means of gasoline. Splints for a fractured leg made of willow sticks padded with alfalfa. The stretcher made of willow sticks for poles with coats stretched on the poles made it very comfortable for transporation. Quite a different method of caring for a man with a broken leg or arm from the one I have related above.

Other New Demonstrations

Much discussion was started among the boys over the crop identification contest and among the girls over the textile contest. Both of these contests were new. In the crop contest thirty different crops were to be identified. Seeds from some crops and forage from others, no vegetables, were arranged on a long table and each boy was to write on his score card the namese of the seeds or forage that he could identify.

The same plan was followed in the textile demonstration in which the girls were to write the names of thirty different kinds of cloths exhibited. The samples of clothes selected were such as might enter into the everyday and Sunday wear of any family.

If you were grinding a knife would you turn the grindstone toward you or from you? That's a simple question, but few boys could answer correctly and give the reason. This and many other interesting things of every day life were brought out in a talk by Frank O. Broili, president of the Nevada Machinery and Electrical company. According to Frank Broili, the knife should be held with the edge away from one and the grindstone turned toward one. This tears the particles of steel away from the edge clean and does not leave the fuzzy edge as in the case of reverse position in grinding. The same holds good in grinding a pair of scissors for mother or sister.

Avoid Big Insulators

He also marned them at all times to keep away from electric wires carried by large insulators. In almost exevry instance these are high voltage wires. He also explained that here in Nevada conditions were such that many high voltage wires had to be used. If all the electricity used in Reno was carried at 110 voltage, which is safe, it would require about 1,000,000 times more copper to carry it. When one has been knocked out by electric shock the method of resuscitation is quite similar to that in drowning. As the muscles of the tongue relax when the person is unconscious, first see that the tongue is pulled clear of the throat so as not to choke, also if the person had false teeth see that the teeth have not slid into the throat. If so, reach in and withdraw them. Altogether the method is about the same as taught the Boy Scouts in resuscitating a drowned person. As man of the boys had not had the advantage of Boy Scout training Mr. Broili used a boy as subject and showed how simple was the method.

Simple Electric Repairs

He also demonstrated to them how to arrange belts and pulleys, how to set the shafts parallel and the pulleys in true alignment, then the belts carry true, and no bother from slipping off. When mother's electric iron or sister's curling iron gets out of commission it is a very simple matter of repair that any boy can do as explained to them by Mr. Broili. Further by use of a 25-cent composite socket a defective fuse may be located. All of this work was new and never before included in the demonstrations. It was the subject of much discussion among the youngsters. The use of electricity is getting to be quite common in farm life and every boy wants a true edge on his knife. According to Mr. Brioli after following his instructions as to manner of holding and turning the grindstone then use the oil stone but in this instance hold the glade at greater angle and smooth the edge by a rotary motion on the oil stone.

Insecticide Demonstration

Another deviation from the usual program was a talk on insecticides by L. R. Svans of the Standard Oil company. The girls seemed particularly interested in his instructions as to how to rid the house of flies and to kill mosquito larvae. Some suggested that the latter could be used to good advantage right on the camp ground. Instructions as to the spraying of the garbage ran and the reason therefore and the spraying of pools, stagnant wate, tule, grass and weeds, ets. He also showed how to use Oronite against moths, ants, water bugs, bedbugs, fleas and other household pests. Among the boys he talked of the damage done by poultry lice, sheep ticks and even the fly on a cow was not to be tolerated. He explained that the animal spray should be applied standing at the rear of the animal so that the spray is forced in under the hairs and reaches the skin. No only should the hen coops be sprayed but the hog pens, sheep corrals and even the dog kennel. The spray should be thrown in a fine mist so that it will penetrate all cracks and on animals with sufficient force that the hair is lifted and the spray reaches the skin. This is the reason for spraying from the rear.

Home Demonstrations

These were two other demonstrations that were new. One was the use of Jello, by Frances Kline, and the other by Martha Gray from the Sewing Machine companay. I will serve two purposes by right here using what the girls themselves have to say about these demonstrations. The camp, as usual, published its daily paper, "The Hoot Owl." A corps of reporters was appointed and with Mrs. Carlson as editor a very newsy little paper was issued every morning. Here is what Fermina Echevarria of Humboldt county wrote about the Jello demonstration:

"One of our classes yesterday as the Jello demonstration by Miss Kline. Of course, it was very interesting for the girls to sit and watch her prepare the delicious dishes which she was making by the use of Jello. Our mouths watered as we kept our eye on the different dishes. Even the leaders could not be compelled to go and attend the meeting that was scheduled for them for that hour, so it must have been real interesting. As the different recipes were ready to be taken out of the moulds we were letting out long sighs so she gave them to one of the girls so they could be passed around. When our time was almost up Miss Kline said that we could have the desserts for dinner, but when dinner time came Mr. Foster announced that the leaders were oing to have the dessert. At first we were disappointed but when we put our thinking caps on we concluded that they deserved such a slight treat as that and were glad to see them enjoy it."

Of the sewing machine demonstration Gertrude Middleton of Lyon county writes as follows:

"At the sewing machine instruction held at the barn it was explained how to clean and operate the Singer sewing machine. We were requested to take the different parts from the machine and put them back in place. Several questions were asked regarding the faults of sewing machines, all of which were explained in full."

The Girl Reporter

Winfred Hansen of Pershing county contributed news items each day. She has the real newspaper instinct in that she relates the event and names the people connected with it. Here is one sample of her several contributions:

"Our first of-of-doors assembly was held last night and it didn't rain either. It seems mysterious, but perhaps Mr. Foster had interviewed the weather man. The members were given a dandy program. Two Washoe county girls played solos, Esther Sauer and Bo Metcalf, and also one of the best things was a snappy, happy song of cheer and welcome from five Humboldt county girls. If all the Humboldt girls are like those girls, they surely must be a peppy bunch.

"What splendid dressmakers and cooks the girls are to become if we all benefit by the demonstrations we saw last night. First we had a demonstration of the cutting and fitting of a bungalow apron by two girls from the Panaca Sewing club, Phyllis Blad and Lillith Ronnow. Next we were shown how a neat little hat may be made in twenty minutes by three girls from Elko county, Mildren Ferrin, Edith Calton and Edna Lauritson. Last, but not least, two Washoe county girls, Jean Sauer and Myra Sauer, demonstrated the making of several delicious and nutritious salads. We didn't get to taste them but they looked good."

I. H. Hill From Headquarters

Madge J. Reese came all the way from headquarters at Washington, D. C., to attend the first and second encampment. She was expected again this year and was on the program for several talks and demonstrations. At Washington, D. C., she had been assigned to gather material for publication and had not completed her work. She would have had to leave this work and make the special trip to Reno and back. She had established herself as a favorite among the boys and girls, and her coming was looked forward to with pleasure. She even carried with her a large stock of enthusiasm and photos of what was doing in other states. ast year these photos were the subject of much inspection and criticism on part of the boys and girls. It reminds me of the story told by W. R. Ralston of the University of California. Down at Pasadena a poultry farm was alongside an ostrich farm. One day the rooster got out of his yard and strolled over to the ostrich farm. He discovered an ostrich egg. After looking it over a while he laboriously rolled it over into his own yard. He crowed and called all his wives around, and said to them: "Now wives, I don't want you to think that I am sore at your achievements, but I do want you to look here and see what they are doing over in the next community."

That story applies to a lot of things iin connection with farm bureau work and Boys' and Girls' clubs.

Nevada Impressed Him

As Miss Resse could not come I. H. Hill was sent. Mr. Hill's work is really in the southern states but he has been so successful at it that he is used as a general utility man or prize demonstrator. Washington sends him all over the country. His talks and demonstrations were an inspiration to the Nevada boys and girls and to club leaders as well.

He spoke highly of the accomplishments and said: "Nevada has a larger membership and has accomplished more in proportion to population than any other state in the Union. Texas has a very large Boys' and Girls' club membership, some 40,000, but at that not so great a membership as Nevada in proportion to population. The same of California and other states. From my observations Louisiana has the best plan of organization. Everything progresses as a matter of achievement. Each parish has its 4-H club. That club has its corn club, cotton club, poultry club, pig club, an so on. Each lub has its leader and over parish clubs are the extension and other leaders. Each parish elects a delegate to attend the central or county organization. These delegates are selected because of some particular achievement or ability. From the central organization delegates are in turn selected to attend the state organization. Each member of the parish or community 4-H club pay annual dues of 25 cents. This money is forwarded to the central organization. There it is divided and 10 cents of the amount received from each parish is returned to it for extra prizes and other awards. Another 10 cents of the total received from all parishes is retained by the central organization and awarded in prizes to its members and extra inducements for work by members. Then the balance, 5 cents, is sent to the state organzation for further awards and prizes. Each parish 4-H club may raise as much more money as they can for disposal as they see fit but that 25 cents per member must go to the central organization.

Other Southern Work

"Louisiana has a 10-acre farm at Rayville, on the Buff river. Two large dormitories have been built, one for boys and the other for girls. Pickens county, South Carolina, has 1,700 members and owns 28 acres, eight miles from the town of Pickins It is located at Rock Bottom, in the mountains. When the matter of purchase came up in some way Bernard Baruch of New York heard of it and sent his check for $1,000. At Clarksburg, W. Va., the boys and girls have bought the old Stonewall Jackson farm of 96 acres and in addition bought about 300 acres more. At the point where the boys and girls selected the entrance to the farm the electric railroad owned five acres as a terminal. The boys and girls went to the railroad company and wanted to buy the five acres as they did not want a private institution owning the entrance to the grounds. The committee put up a strong talk with the result that the railroad refused to sell but deeded to the 4-H club the desired five acres as a gift. so favorably did they view the project.

How Capitalist Gave

At Athens, Ga., a Mr. Wilkins became interested in the club work and from his wealth donated a considerable sum of money that the boys and girls might carry out their project. It was donated in this way, he gave the money to the club with the understanding that a company was incorporated in the amount donated. Each club member was to subscribe for an amount of stock and thus become stockholders of record. The company was then turned over to the stockholders who elected their own board of directors and officials. The boys and girls thus have full control of the incorporation, its holdings and all its projects. The foresight that those youngsters have displayed in their activities is surprising. They have grown to be quite as shrewd in large affairs as in the expenditure of a few pennies for a plaything. All through the south such activities are in progress and the results that have been obtained by the 4-H members puts in the shade efforts by the grown-ups. Particularly is this true in the cotton clubs. Some youngsters have raised as high as four bales of cotton to the acre where less than one is an average crop. All through the southern and midwestern as well as eastern states wealthy people of communities have taken hold and donated land or money but always doing it in a way that the 4-H clubs have to accomplish something big to get it.

"The 4-H clubs have taken a firm hold upon the American people and the direct results obtained is something almost beyond belief to which must be added the inestimable results of the future in agricultural progress and a firm establishment of American principles, and a stronger manhood and womanhood."

There are a few men in Nevada who would do well to think this over. Few men in Nevada outside of Brooks & Peckham of the Model Dairy, Leon and Joe Hollinger of Lincoln county, have given time and money to any extent.

Friday night was devoted to awarding prizes. The full list of prize winners follows:

The Prize Winners

Best livestock judging team—Lincoln county, first, Grant Lee, J. Wadsworth and Keith Lee! Elko county team second, Andrew Terry, Mildred Ferren and Elmo Gerber.

Best individual livestock judge—Grant Lee, Lincoln; awarded $150 registered Holstein bull calf, donated by Brooks & Peckham, Reno.

Best sheep judge—Joe Heriot, Lincoln county.

Best beef judge—Archie McIntosh, Washoe county.

Best holstein judge—Keith Lee, Lincoln.

Best Ayrshire judge—Grant Lee, Lincoln.

Winner crops identification contest—Herbert Uhlig, Elko, first; William Barrows, Elko, second; Kenneth Hall, Washoe, third.

Winner textxiles identification contest—Esther Sauer, Washoe, first; Elsie Pabst, Washoe, second; Bonda Whitlock, White Pine, third.

Girls' health contest—Tie for first place, Carrie Linscott, Lyon, and Inez Gibson, Clark; second, Aquilina Gastenaga, Humboldt; third, Ethel Ballinger, Elko.

Boys' health contest—First, Grant Lee, Lincoln; second, Charles Trescartes, Elko; third, Douglas Olsen, Washoe.

Best home economics demonstration team—First, Pershing county, Gertrude Christensen and Christance Westergard; second, Washoe county, Jean and Myra Sauer.

Best agricultural demonstration team—First, Washoe county, Archie McIntosh, Irene Howard and Andrew Hansen; second, Elko county, Albert Wines, Albert DeVoe and Dan Mack.

Best club stunts—First, Lincoln; second, Pershing; third, Humboldt.

Best club song—First, Lincoln; second, Pershing; third, Elko.

County banner contest—First, Lincoln; second, White Pine; Third, Elko.

Swimming races—Boys under 14, Robert McGinness, Lyon, winner; boys over 14, Victor Teglia, Washoe, winner; girls under 14, Jean Sauer, Washoe, winner; free-for-all, Jean Sauer, Washoe, winner.

The demonstrations by the extension agents and the county leaders seemed to go over with more snap than on previous years, possibly because the boys and girls have had more experience in such and longer training. Many of the stunts put on showed much thought and no little scheming and planning on the part of the participants. It was noticeable that the further the youngsters lived from centers of amusement the more thorough their work and the more close study and application was evidenced. Now Washoe county has 61 registered, Elko county 46, Lincoln county 38, White Pine 36, Pershing 20 and Humboldt 9. That gave Washoe county 61 chances on prizes against Elko's 46, Lyon's 38, White Pine's 31 and so on. Yet Washoe did not carry off prizes in proportion to her delegation. The two Sauer girls are unusually bright and have been experienced in club work. In the textile test they had the advantage of experience in visiting bigger stores and the nearness to Moana Springs gave three swimming prizes to Washoe county. It was noticeable that the further the boys and girls were removed from movies and other amusements the more perfect their work. Lincoln, White Pine and Elko have fewer picture shows than Washoe and took the more important prizes. The movies have great possibilities along educational lines. What the rooster told his wives in Ralston's story applies to them. The movie can be the rooster and call attention to what is doing over in the next community.

MISS INEZ GIBSON, St. Thomas, Clark county, age 16, height 65 inches, weight 125 pounds. Grant Lee, Panaca, Lincoln county, age 16, height 66 inches, weight 137 pounds. Miss Carrie Linscott, Smith valley, Lyon county, age 12 years, height 54 inches, weight 71 pounds.

—Photos by Curtis Studio, Reno

The three winners in the Health Contest at the Boys' and Girls' Club Camp, University Farm.

Health Contests Interest Nevada Youths at Conclave

Pershing Miss Shows Good News Instinct, Writer Says

Youth of State Gather at Meet

By ROBERT G. FOSTER,
Assistance Director of Agricultural Extension in the University of Nevada.

Robert G. Foster Explains Activities of Young People From the Farms

To every thoughtful student of public affairs it is apparent that agriculture is the basis of all industrial development. When agriculture flourishes business is prosperous, and visa versa when there is an agricultural depression, there is likewise business depression. So closely interwoven are our agricultural and industrial life, that one cannot vary without affecting the other.

With this thought in mind, agricultural leaders throughout the nation are striving to develop means whereby agriculture and industry may be maintained in a proper balance. One great agency which has been in operation for the past ten or fifteen years, that has for its purpose the preparation of efficient farmers and home makers, the establishment of more satisfactions of living, and the maintenance of permanent, intelligent and prosperous families in the country end of our civilization, is boys' and girls' 4-H club work.

How the Work Originated

This movement was first begun by Dr. Seaman A. Knapp, a member of the U. S. department of agriculture, while working on cotton boll weevil control work in the southern states. While combatting the problem of lack of diversification, the bool weevil, indifference on the part of the adult farmers to try new methods, Dr. Knapp conceived the idea of utilizing the energies of the boys of the localities. From this beginning of a corn club in which the members, competing one against the other, raised over 230 bushels of corn per acre, the movement has spread throughout the whole country, until today there are a million farm boys and girls in 4-H club work throughout the United States.

Ideals and Standards

Aside from the purely material side, that of improving agriculture, through conducting visual demonstrations, club work has a four-fold purpose, and this purpose is exemplified by the standards which have been set up. These purposes are, first—to teach farm boys and girls proper agricultural and home economic practices; second—to demonstrate through these club members the value of using right methods, good seed, pure bred livestock, sanitary methods, proper food habits, etc.; third—to develop leadership among farm young people and, fourth—to develop a greater appreciation of the advantages of country life.

The emblem of club work is the four leaf clover with the H on each leaf, which stands for head, hand, heart and health.

The motto is: "To Make the Best Better."

The slogan is: "To win without bragging, to lose without squealing."

The creed is: "I believe in my country, in the state of Nevada, and in my responsibility for their development.

"I believe in boys and girls club work for the opportunity it will give me to become a useful citizen.

"I will devote myself to the training of my head for the power it will give me to think, to plan, and to reason.

"I will make by heart more noble for the capacity it will give me to become kind, sympathetic and true.

"I will devote my hands for the ability they will give me to be helpful, useful and skillful.

"I will improve my health for the strength it will give me to enjoy life, resist disease, and become efficient.

"For these things in which I believe, I am willing to dedicate my service."

How Conducted

Through practical, voluntary local leadership, consisting of those farm men and women who have become proficient through their practical experience in that particular line of demonstration work which the boys and girls are to undertake, and cooperating with trained leadership in the form of men and women county extension agents, the boys and girls are organzide into unified club groups for carrying out definitely-planned work in livestock, crops and home economics propects. Each member keeps a record of the work done, costs, etc., and at the close of the year an exhibit is held, where the products and records of work are judged to select the best individual in each line of work. Awards are given and the big climax to their achievement is the week's instruction and recreation at the junior farm bureau camp held each year at the university farm.

History of the Camp

Club work in Nevada had its inception with the beginning of extension work. Some of the early agricultural developments in the state have been the result of demonstrations conducted by club members.

Since its beginning the movement has grown in strength and effectiveness each year. For several years, a club round-up was held at the university for only county winners. In 1923, for the first time a state club encampment was held, at which winners and delegates from all clubs were invited. There were 163 members and local leaders at this first state camp. The second year, 1924, there were 269 members and leaders present. Both years the camp has been financed by contributions from the university, state farm bureau, and fees from the members themselves. After the first camp the state and county bureaus provided a fund of $2000 to be used for the purchase of permanent camp equipment. A portion of this money came in the first year, with which a part of the permanent equipment was secured.

At the present time the camp is fairly well equipped, and each county where club work is conducted will send delegates this year. The third annual junior farm bureau camp of the 4-H clubs of Nevada, will have a record breaking attendance, and a program equally as varied and interesting as in previous years.

The 1925 Camp

Every farm bureau county in the state will send members and leaders to the third annual junior farm bureau camp of the boys and girls 4-H clubs of Nevada. Plans have been made to care for 300.

Beginning today cars will arrive from Clark, Lincoln, White Pine, Lyon, Churchill and Elko counties. Some of the members are driving more than five hundred miles to attend camp this year.

Tonight more than 100 members will come on train 19 from eastern and central Nevada. All registrations were in last week and the regular camp program begins at 6:30 o'clock tomorrow morning.

Camp Organization

The camp will be divided into two sections. Fifty tents in all will be erected, half to be used by the girls and half by boys. Electric lights have been installed and special platforms for the programs and stunts have been erected.

Miss Flora McElhinney, Elko county extension agent, will be in charge of the girls, and Mr. A. J. Reed, Pershing county extension agent, will have charge of the boys and the military organization of the camp.

The camp staff consists of camp director, R. G. Foster, in charge of all camp activities; assistant camp director, A. J. Reed, in charge boys and entire military organizations of camp; assistant camp director, F. McElhinney, in charge of girls and first-aid health instruction to girls; camp clerk, E. Carlson, in charge registration, camp records, mail and bank; assistant camy clerk, J. W. Wilson, assistant, Mrs. Carlson; mess director, L. Lane, in charge arrangements for serving all meals; medical director, F. McElhinney, in charge health of camp, first-aid attention; recreation director, H. Zimmerman, in charge all recreation, programs, amusement, singing, games, etc.; assistant to recreation director, A. J. Reed, singing; assistant to recreation director, E. C. Reed, swimming; assistant to recreation director, R. G. Foster, play and games; assistant to recreation director, C. W. Creel, evening programs, assembly periods; work supply director, V. E. Scott, in charge camp erection, dismantelling, work details, supplies and properties; assistant work supply director, H. Zimmerman, prizes, food and supplies; assistant work supply director, F. W. Wilson, food and supplies; assistant work supply director, Ed. Reed, camp sanitation, water supply and lights; assistant work supply director, C. R. Townsend, assist Mr. Scott in general camp work; livestock judging contest, V. E. Scott, in charge judging contest; team demonstration, home economics, M. E. Stilwell, attend to having teams ready to demonstrate, see that they have equipment, etc.; team demonstration, agriculture, J. W. Wilson, attend to having teams ready to demonstrate, see that they have equipment, etc.; P. Maloney assist Mr. Wilson; transportation, T. Buckman, arrange transportation to and from trains, to swimming tank and tour of University of Nevada, and Reno; P. Maloney, assist Mr. Buckman; photographer, J. H. Wittwer and Mr. Curtis will secure pictures of all teams, contest winners, class work, stunts, recreations, etc.; publicity, T. Buckman and R. G. Foster will arrange publicity before and during camp; camp editor, E. L. Carlson, edit "Camp Life"; a bugler, a club member will blow all bugle calls; chief cook, Phil Arden, in charge kitchen and meals; leaders training conference, C. W. Creel, preside at all sessions; crop identification contest, C. A. Brennen, in charge of this contest; textile identification contest, E. LeNoir, in charge of this contest; health contest, M. E. Stilwell, in charge of this contest; in charge girls instruction, M. E. Stilwell, in charge of arranging classes for girls; in charge of boys instructions T. Buckman, arrange for classes for boys; Wm. Barrows, assist Mr. Buckman.

Instruction

Instruction will be given on Wednesday and Thursday mornings from 9 'clock until 11:45. Classes in health instruction, sheep management, soils, dairying, farm mechanics, nutrition, gardening, crop selection veterinary work and first-aid will be conducted. The instructional staff consists of I. W. Hill, club specialist, U. S. departmet of agriculture, demonstrations at local leaders' conferences; Dr. H. Albert, director state hygenic laboratory, health instruction; M. E. Stilwell, assistant director agricultural extension work, University of Nevada nutrition work, garden instruction; representative Singer Sewing Machine Co., sewing machine attachments; F. W. Wilson, professor animal husbandry, University of Nevada, sheep management; J. H. Wittwer, district extension agent for Clark and Lincoln counties, crop selection; H. Campbell, agriculturist for the Southern Pacific company, soils preparation and fertility; representative International Harvester company, tractor demonstration; V. E. Scott, professor dairy and poultry husbandry, University of Nevada; veterinary department, University of Nevada, veterinary demonstrations; K. S. Gilbert, of the Bell Telephone company of Nevada, first aid demonstrations.

The university farm is a delightful place to hold such a camp, because of the ideal camp site and facilities for instruction. Prof. F. W. Wilson, Prof. V. E. Scott, Dr. W. E. Clark, Dr. Henry Albert and other members of the university faculty have contributed materially to the success of the camp.

A 24-page pamphlet, which is distributed free, has been printed this year. It gives each day's program in detail. Everybody is welcome to one.

Special Contests

This year many more contests than usual will be held. Among the more important ones will be the state livestock judging contest, state home economics and agricultural demonstration team contests, state health contests, crops and textile identification contest, club sory-telling contests, and county song and yell contests. The contests will be run off Tuesday morning and throughout the week in connection with the afternoon and evening assembly programs.

Friday morning a tour is planned at which time the entire camp will visit

(Continued on Page 4; Col. 6.)

RENO EVENING GAZETTE - Monday, August 10, 1925

275 JUNIOR FARM DELEGATES ON THEIR WAY TO ENCAMPMENT HERE

All in Readiness for Youngsters and Leaders Who Will Spend Four Days at University Farm; Program of Instruction and Amusement Laid Out

With the arrival of nearly all of the Junior Farm Club members promised for this afternoon, activities at the third annual camp at the university farm were scheduled to begin this evening with supper. It was expected that the rest of the county delegaes, those from Lovelock and Fernley, would be in after supepr.

Tomorrow morning the four-day educational and recreational program will start, contests, demonstrations, lectures and amusements in the evening taking up the youngsters' time from an early hour until 9:30 when taps and lights out will be sounded by bugle.

The camp will wind up Friday evening. Prizes will be awarded at that time and a program given. Dr. Walter E. Clark, president of the university having been secured as the speaker of the evening. Immediately after the program the 275 delegates will start back to their homes.

Thirty-six tents have been erected to house the leaders and their county teams, wiring strung to light the grounds, a platform built for the evening programs and moving picture shows and tables set up for the out-of-door dining room.

The work of setting up the camp has been under way since Monday and has been done entirely by Herbe" G. Foster, camp director; Thomas Buckman, Washoe county farm agent; Miss Hazel Zimmerman, Washoe county, extension agent; Prof. F. W. Wilson and Prof. Victor E. Scott of the university, and Edward Hancock, fóreman of the university farm.

Tomorrow morning the contests will take plaec as follows: Judging of livestock, under Prof. V. E. Scott; health contest, under Miss Mary E. Stilwell; crops identification contest for all boys in camp; textile identification contest for all girls in camp, under the direction of Miss Ellen LeNair. After a conference between leaders and agents under the charge of Cecil W. Creel, director of the university agricultural extension service, first aid demonstrations will be given by K. S. Gilbert of the Bell Telephone Company.

Dr. Walter E. Clark will address the camp members early in the afternoon and guests will be introduced. Later on a general assembly will be held which will be followed by team demonstrations. Swimming at Moana Springs and games will conclude the afternoon. The evening program will consist of a talk by Cecil W. Creel, a bonfire meeting and a marshmellow toast.

Served in cafeteria style, the 200 children and their leaders were to sit down to their first meal in camp tonight at six o'clock. Preparation of meals is under the direction of Philip Arden, veteran university chef and arrangements have been made to serve the host of youngsters in twelve minutes.

The menu for supepr tonight will be roast beef and gravy, potatoes and peas, cake, bread and butter and milk.

Besides the eight other county teams, previously published in the Gazette, Washoe county delegates who will be at the camp are:

Livestock judging team—Herbert Drake, Victor Teglia and Ervin Christensen.

Agricutural demonstration team—Andrew Hansen, Archie McIntosh, and Irene Howard.

Members of the Washoe delegation include Elmer Parsons, Raymond Rose, Marshall Creel, Kenneth Hall, Paul Fontana, George Laughton, Paul Raine, Lloyd Nelson, Layrence Theobald, Russell Theobald, Douglas Olsen, Herbert Drake, Ross Whitehead, Victor Teglia, J. Lockridge, Kemp Haight, Andrew Hansen, John Christensen, Ervine Christensen, Joe Galvin, Archie McIntosh, Eleanor Doan, Helen Zaeringer, Elsie Pabst, Doris Houseman, Isabelle Houseman, Mary Thrall, Bernice Rouse, Marjorie Foster, Dorothy Haight, Jewel Theobald, Marjorie Stout, Charlotte Borghi, Marjorie Sanborn, Bernice Farretto, Ruby Bliss, Esther Sauer, Jean Sauer, Myra Sauer, Dorothy Rose, Doris Johnson, Emma Beger, Lois Johnson, Margaret Kornmeyer, Chrissie Finn, Irene Howard and Rilla Drake.

NEVADA STATE JOURNAL - Monday, August 10, 1925 (cont'd.)

YOUTH OF STATE GATHER AT MEET

(Continued from Page 3.)

the Nevada Packing company plant, see Reno, the university, and return to camp for noon lunch.

The Nevada state farm bureau has donated $100 to be used as prizes and Brooks & Peckham of Reno are donating a $150 pure bred Holstein bull calf to the best individual livestock judge. Silver medals will be awarded the winners of the health contest. Other prizes will consist of loving cups, banners, flags, ribbons and cash.

In order to enter the camp, the boys and girls must be selected through competition in their respective counties and must be club members in good standing. None but club members over ten years of age and their leaders are admitted. The camp is a reward for achievement. All who attend do so because they deserve the recognition.

"The Court of Dog Soldiers" made up of members of the camp, will make the rules of the camp and try all cases of discipline.

"The Hoot Owl," a daily paper, will be published each day by the members.

The running expenses of the camp is financed largely by the boys and girls themselves. Each member pays a registration fee of $2.50 and the university and extension service give a total of $275 to the support of the camp. Each county or community must, of course, arrange their own transportation.

Achievement Night Friday

The final closing of camp and awarding of all prizes will take place on Friday evening. Dr. W. E. Clark, president of the University of Nevada, will address the group on "Achievement," and Mr. I. W. Hill, club specialist of the U. S. department of agriculture, will talk on "The National Aspects of the 4-H Movement." Special music will be furnished.

Everyone is more than welcome to visit the camp at any time during the week. Just ask for headquarters tent and someone will show you about the camp.

Coming from all parts of Nevada, as these boys and girls do, they bring together an abundance of enthusiasm and zeal which characterizes our entire state. The hope of every state lies in the kind of training provided for the boys and girls. Nevada won't rank last.

JUNIOR FARM CAMP MEETING CONCLUDED

EVENING PROGRAM WINDS UP FOUR DAY SESSION

Concluding what is considered one of the most successful junior farm camp bureau meetings, an evening program was given at the university farm yesterday evening and all prize winners presented with their awards, Robert G. Foster, camp director, presiding.

Today the farm was deserted, the boys and girls were headed back on their journeys to distant counties and the grove that bustled with excitement and activity was quiet again.

As announced in the Gazette yesterday, Miss Inez Gibson and Miss Carrie Linscott tied for first place in the health contest, considered the highest honor a girl can receive at the camp. Grant Lee, Lincoln county boy, not only took first prize in the health contest but was awarded first place in the individual stock judging contest.

He scored ninety points out of a possible one hundred. He is sixteen years old, stands sixty-six inches high and weighs 137 pounds. The average weight of a lad of sixteen is placed at 128 pounds. All boys were examined by Dr. Henry Albert, director of the state hygienic laboratory.

Miss Gibson and Miss Linscott both scored ninety-six points out of a hundred. Miss Gibson, who is sixteen years old, stands sixty-five inches high and weighs 135 pounds. Miss Linscott is twelve years old, weighs seventy-one pounds and stands fifty-four inches high. They were examined by Dr. Alice Thompson and declared to be almost perfect although they differ widely as to type.

An address, "National Ideals of Club Work" was made by I. H. Hill, Southern states worker and Dr. Walter E. Clark, president of the University of Nevada, spoke on "Achievement." Prizes were then announced by Mr. Foster. To conclude the evening, moving pictures of club work in Nevada and California were shown.

The complete list of winners in the various contests follow:

Live stock judging—Lincoln county team, first, 828½ points; Elko county team, second, 770 points; Lyon county team, third, 655½; Washoe county team, fourth, 640; Humboldt county team, fifth, 461½.

Individual live stock judging—Grant Lee, Panaca, first, 306½ points; Joe Theriot, Hiko, second, 302½; Keith Lee, Panaca, third, 266½.

Best judge of sheep—Joe Theroit, Lincoln county, 90 points; best judge of beef—Archie McIntosh, Washoe county, 97½ points; best judge Holstein cows—Keith Lee, Lincoln county, 77½ points; best judge mixed dairy cows—Grant Lee, Lincoln county, 91½ points; best judge dairy cows—Grant Lee, Lincoln county, 151½ points.

WINNERS OF NEVADA'S STATE-WIDE HEALTH CONTEST

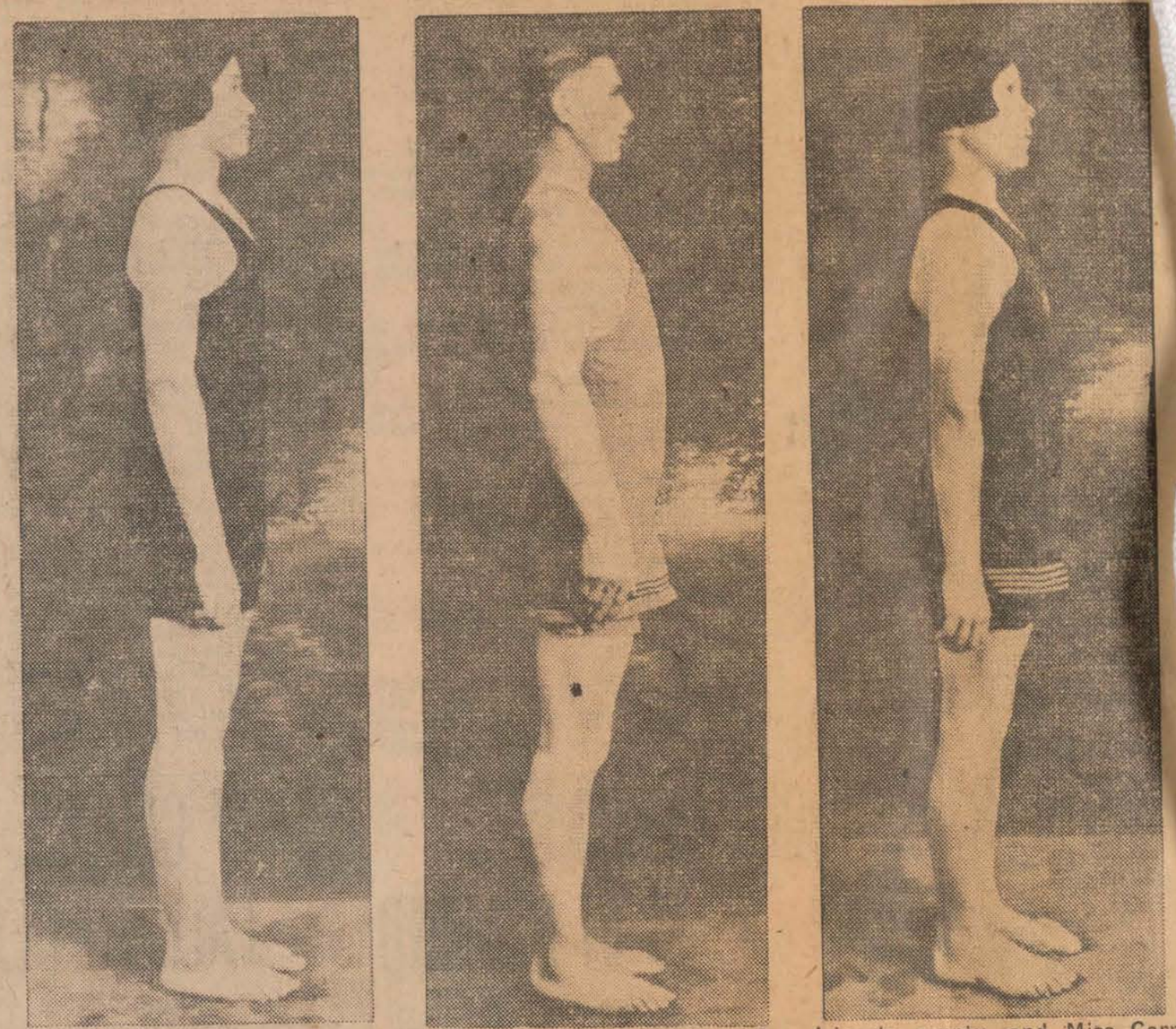

Reading from left to right: Miss Inez Gibson, Clark county; Grant Lee, Lincoln county, and Miss Carrie Linscott, Lyon county. Miss Gibson and Miss Linscott tied for first place. All three were awarded silver medals.

Club stunts—Lincoln county, first; Pershing county, second; Humboldt county, third.

Club songs—Lincoln county, first; Pershing county, second; Elko county, third.

County banner contest — Lincoln county, first; White Pine county, second; Elko county, third.

Textile identification—Esther Sauer, Washoe county, first; Bonda Whitlock, White Pine county, second; Elsie Pabst, Washoe county, third.

County club yells—Washoe county, first; Humboldt county, second; Lyon county, third.

Crops identification—Herbert Uhlig, Elko county, first; William Barrows, Elko, second; Kenneth Hall, Washoe, third.

Agricultural demonstration teams—Washoe county, first; Elko county, second; Lyon, third.

Best kept tents—Best kept boys' tent, tent K, Lincoln county; best kept girls' tent, tent 9, 5 Lyon, 3 White Pine.

Swimming races—Boys under fourteen, Robert McGinnis, Lyon county, first; boys over fourteen, Victor Teglia, Washoe county, first; girls under fourteen, Gene Sauer, Washoe county, free-for-all, Gene Sauer, Victor Teglia.

PRIZE WINNERS AT ANNUAL JUNIOR FARM CAMP

State champion live stock judging team, Lincoln county. Reading left to right: Grant Lee, J. Wadsworth and Keith Lee.



State champion agricultur al demonstration team, Washoe county. Reading from left to right: Archie McIntosh, Irene Howard and Andrew Hansen.

Grant Lee of Lincoln co unty, winner of the individual live stock judging contest a nd winner of a Holstein bull calf valued at $150. He is s een accepting the prize from Alfred Peckham of Brooks & Peckham, who offered the prize.

Demonstration team of Pershing county, winners in the home economics contest. Gertrude Christensen, left; Christance Westgard, right.

Esther Sauer, Washoe county girl who won the textile identification contest.

Herbert Uhlig, Elko county, winner of the crops identification contest.

LAS VEGAS REVIEW
August 28, 1925.

BOYS AND GIRLS ATTEND THEIR 1925 CLUB CAMP

Another Junior Farm Bureau Club Camp has made its passing bow before its loyal supporters, the tax payers, the staunch pioneer farmers—the fathers and mothers of the State of Nevada, whose farmer boys and girls are yet to become the backbone, the very life of Nevada's expansive, although sparsely settled, areas.

Over 250 of these boys and girls ranging from 10 to 19 years of age from all the far corners of the State, assembled in one common camp ground; all slept under the same night watch, all arose daily at 6:30 a. m. to the same buglers call, all sluted the same country's flag—the Stars and Stripes, at 7:00 a. m.; and hen all lined up with keen appetites, full of that fredom, jocularity and genuine happiness that can come only through a close contact with the great open out of doors. These same 250 youngsters had handed out to them their breakfasts, their dinners, their suppers, for nearly a whole week, full of appetizing, most wholesome, plentiful food prepared by one of the best chefs the country affords, and served by the proudest of waiters and waitresses—the fathers and mothers and local leaders of boys and girls from lonely ranch and hamlet to the busiest town. What better realization could be asked for as a training school for a citizenship of common interests, common welfare, common sacredness of that most highly prized asset for not only family and community, but state, national and world-wide solidarity; clean-cut youthful vigor, vitality, physical and mental alertness upon which we of the older set and those of the later generations must depend for "life, liberty and the pursuit of happiness."

And this was not all. Not that it takes "all play and no work to keep Jack from becoming a dull boy". Oh, no; there's something else quite as important—for both Jack and for Mary. There's the food supply; its source, getting it where needed regardless of difficulties encountered in its production and transportation; its preparation to suit the most delicate as well as the most hardy—and then its expenditure as body and mind building material and as energy in helpiig to do the world's greatest work—that of producing more food that more people might live, move about and work with the greatest degree of safety, effectiveness and happiness. To such an end was devoted the specialists assistance in health work conducted by Dr. Alberts of the State Board of Health; roadside aid (so essential these days with the seemingly insane driving road hogs who hold shameful sway on our public highways) conducted by H. S. Gilbert of the telephone company; protection and resuscitation from electric shocks and knowing how to proceed with electrical repairs—to use—how and whyfors of farm machinery from grindstones to tractors, demonstrated by F. O. Broili, president of the Nevada Machinery and Electrical Company; the use of inseticides for home and farm, as demonstrated by L. R. Evans of the Standard Oil Company; then, too, the use of the sewing machine by Martha Gray of the Singer Sewing Machine Company; and the uses of Jello by Frances Kline of the Jello Company, were demonstrated, as only those trained in the fine art of needlework and tasty cookery could ply their dexterity for the improvement of wearing apparel as well as furnish food for those who work.

Besides there were the official visitors and workers from far and near. Mr. Hill of the Washington, D. C., office; Mr. Robert Rahlston of the California Extension Service; Dr. Walter E. Clark, president of the Nevada University, and the State university extension directors, Mr. Creel, Mr. Foster and Miss Stillwell, each contributing a most wholesome and inspirng share of encouragement and direction of the camp's activities, the work of the boys' and girls' clubs' membership, their local leaders and parents through their attendance at the camp, as well as the part they, with those unable to be present, daily contributed throughout the year for the perfection and consummation of the years work which makes the club camp a reality.

Last, but not least, were the contests among the youngsters themselvse; keen, sharp-witted, practical, original, both serious and amusing and highly entertainging, as might be guessed by the following awards received by contestants of the respective counties:

Best Livestock Judging Team. Lincoln county—first, silver loving cup awarded by the Washoe C unty Farm Bureau to Grant Lee, J. Wadsworth and Keith Lee; Elko County Team second, Andrew Terry, Mildred Ferren and Elmo Gerber

Best Individual Livestock Judging, Grant Lee, Lincoln County, awarded $150 registered Holstein bull calf, donated by Brooks and Peckham, of Reno.

Best Sheep Judge—Joe Theriot, Lincoln County.

Best Beef Judge—Archie McIntosh, Washoe County.

Best Holstein Judge—Keith Lee, Lincoln County.

Best Ayrshire Judge—Grant Lee, Lincoln County.

Crops Identification Contest—Herbert Uhlig, Elko, first; William Barrows, Elko, second; Kenneth Hall, Washoe, third.

Textiles Identification Contest—Esther Sauer, Washoe, first; Elsie Pabst, Washoe, second; Bonda Whitlock, White Pine, third.

Girls' Health Contest—Tie for first place, Carrie Linscott, Lyon County and Inez Gibson, Clark County; second, Aquilina Gastenga, Humboldt; third, Ethel Ballinger, Elko.

Boys Health Contest—First, Grant Lee, Lincoln; second, Charles Trescartes, Elko; third, Douglas Olsen, Washoe.

Best Home Economics Demonstration Team—First, Pershing county, Gertrude Christensen and Christance Westergard;; second Washoe County, Jean and Myra Sauer.

Best Agricultural Demonstration Team—First, Washoe County, Archie McIntosh, Irene Howard and Andrew Hansen; second, Elko County, Albert Wines, Albert DeVoe and Dan Mack.

Best Club Stunts—First, Lincoln County; second, Pershing; third, Humboldt.

Best Club Song—First, Lincoln; second, Pershing; third, Elko..

County Banner Contest—First, Lincoln; second, White Pine; third, Elko.

Swimming Races—Boys under 14, Robert McGinness, Lyon County, winner; Boys over 14, Victor Teglia, Washoe County, winner; Girls under 14, Jean Sauer, Washoe county, winner; Free-for-all, Jean Sauer, Washoe County, winner.

Of all the contests perhaps that of the health created more interest and more comment than any other activity in the camp—stamping as never before, an everlasting impression upon every attendant at the camp "that one of the first requisites to success in life is to be a good animal; "that a fine type of parentage is one of humanity's richest heritages; and that to make the most of that heritage, is one of life's greatest accomplishments.

12. Club Camp Building for 1927:

Definite plans are under way that will give us by camp time in 1927 a headquarters building, a hospital and first aid building, and a big 50 x 100 club camp building, containing storage, auditorium, dining hall, and modern equipped kitchen. The total cost of the entire proposition will be approximately $7500. Tents will still be used for sleeping quarters, since all members desire to have their week at the University Farm as nearly like camp life as possible. The building, however, will insure a good place for assemblies, team demonstrations, stunts, etc., and a good kitchen and dining hall.

13. The State Club Camp:-

A. The Club Camp in Pictures

1. The Camp Site

2. The Camp Site

3. The 4-H Group Ready for the Movies

4. Another view of the 4-H Group



5. Eats



6. On the Tour



7. Seed Treatment Demonstration

8. Veterinary Demonstration

9. Talk on Prepatation of Hides



IO. Demonstration of Tieihg and Throwin; a Cow

11. Demonstration of Tieing and
Throwing a Cow

12. Tractor Demonstration

11. Demonstration of Tieing and Throwing a Cow

12. Tractor Demonstration

13. Leadership Conference

14. Leadership Conference

13. Leadership Conference

14. Leadership Conference

15. Leadership Conference

16. Everyone Enjoyed Recreation

P1749/304-305
1974.

304

15. Leadership Conference

305

16. Everyone Enjoyed Recreation

17. Everyone Join Hands

18. More Recreation

17. Everyone Join Hands

18. More Recreation

19. Elko County Wool Grading Demonstration

20. State Champion Demonstration Team, Washoe Co.

19. Elko County Wool Grading Demonstration



20. State Champion Demonstration Team, Washoe Co.

21. State Champion Home Economics Demonstration Team, Pershing County

22. Winning Banner in County Banner Contest

21. State Champion Home Economics Demonstration Team, Pershing County

22. Winning Banner in County Banner Contest

23. Champion in Crops Identification
from Elko County

24. Champion in Textile Identification
from Washoe County



23. Champion in Crops Identification
from Elko County

24. Champion in Textile Identification
from Washoe County

25. Clark County Girls
Winner - First in
Health Contest

26. Lyon County Girl Ties for First in Health Contest



25. Clark County Girls Winner - First in Health Contest

26. Lyon County Girl Ties for First in Health Contest

27. Lincoln County Boy Wins First
In Health Contest and Is Best
All Around Livestock Judge.

27. Lincoln County Boy Wins First In Health Contest and Is Best All Around Livestock Judge.

B. How the Camp was Planned and Conducted.

Suffice it to say that the 1925 camp was bigger and better than ever, and but for two days of rain nothing marred the entire week's program.

Coming from over the entire State, 275 boys and girls with their leaders enjoyed the third annual 4-H Club Camp, and have gone back to their respective communities enthused and eager to work for greater 4-H club work in Nevada. The spirit in which they came and returned is well exemplified by the following portion of a letter received from one local leader.

> "We had a wonderful trip. When we left Austin, where we camped the first night on the return trip from Camp, as we would around the mountain my heart swelled with joy to think what a wonderful geographical lesson the boys and girls were getting: towns, rivers, lakes, and mountains they had read about were now before their eyes. This thought also came to me: Lincoln County boys and girls have the best of the nearby delegations. They get development in self-support, in earning the money, and get to cross the State in traveling to the camp. The effort was greatly rewarded. We visited the Copper Pit at Ruth; spent a few hours in Ely; camped at Geyser the second night, and were home at seven a.m., Monday. Mr. Thiriot continued to relieve the monotony with his falt tires. He had only twenty-four on the round trip."

1. New Contests added to Program: The Crops Identification, Textile Identification, County Banner Contest, and Club Story Telling Contest all proved worth while. This was the first year for them, but it will not be the last.

2. Leaders' Meetings Excellent: With the excellent help of Mr. I. W. Hill of the Office of Cooperative Extension Work, Washington, D.C., and Mr. W. R. Ralston, Assistant State Club Leader of California, the local leaders at camp received some very helpful instruction. The leader training features of camp should prove an added attraction each year. Our goal is - "Every Nevada Leader at Camp in 1926."

3. University Cooperates: It is only because of the splendid cooperation of the University authorities and faculty that our camp can be as successful as it is. Not only have they given their sanction, but much of their time and financial support.

4. Camp Material Used:

a. The Financial Budget
b. Typical Work Sheet
c. The Program
d. The Registration Cards
    (1) Camp registration
    (2) Judging Card
    (3) Team Demonstration Card
    (4) Miscellaneous Contest Entries
e. Typical detailed plan for first day.
f. Letter sent to 600 Nevada people
g. Card showing list of crops used in Crops Contest
h. Card showing list of textiles used in Textile Contest
i. Plan of Camp Recreation
j. "Court of Dog Soldiers" rules

(a)

BUDGET FOR 1925 CLUB CAMP

Income

1.	From Extension Division, C. W. Creel	$150.00
2.	From University of Nevada, W. E. Clark	125.00
3.	From State Farm Bureau for prizes only	100.00
4.	From registration of 11 county agents @ $5.00.	55.00
5.	From registration of 250 members and leaders @ $2.50	675.00
	TOTAL INCOME	$1105.00

Estimated Expenditures

1.	Food, cooks and kitchen help, ice, etc. (total mess expense	$675.00
2.	Prizes and awards	100.00
3.	Photography, singing, etc..	55.00
4.	Swimming and recreation	75.00
5.	Hauling	45.00
6.	Labor	100.00
7.	Light, phone	25.00
8.	Miscellaneous expenses.	25.00
	TOTAL EXPENSE	$1105.00

(b)

CLUB CAMP ACTIVITIES

MASTER COPY

Before camp opens

All of planned Camp work to be done.

WORK TO BE DONE	WHO	WHEN	COMPLETED
Order toilets, table tops, benches and horses	Foster	July 28	
Secure from Lynch table tops, lights, benches and platforms.	Scott	July 30	
Secure chairs from Chamber of Commerce	Scott	Aug. 3	
Have all equip. hauled from Ext. office to camp	Scott, Foster & Maloney	Aug. 3	
Survey and lay off camp	Reed & Scott	July 28-29	
Put in permanent lighting	Foster, Scott and Reed	July 28-29	
See Power Co. about lights	Foster & Buckman	July 27	
Call at Herz for cup - 2 medals	Foster	Aug. 3	
Get Model Holstein Cow	Scott	Aug. 3	
Have Brooks & Peckham bring calf to camp	Scott	Aug. 3	
Secure straw from Hash and have ticks filled	Scott & Buckman	Aug. 3-8	
Put up tents, toilets, platforms, etc.	Scott & Foster	Aug. 3-8	
Put up flags	Scott, Maloney & Foster	Aug 3-8	
Get treat prizes	Zimmerman	Aug. 10	
Make out checks for cash prizes	Foster	July 27	
Work out plans for games at camp	Foster	July 1-25	

WORK TO BE DONE	WHO	WHEN	COMPLETED
Get beaver board - crayon for marking	Scott	Aug 3.	
Get two oil stoves	Scott	Aug 3	
Put up volley ball nets	Scott	Aug 3	
Get 10,000 drinking cups	Foster	Aug. 4	
Locate and place garbage cans	Scott	Aug 4	
Get table from dining hall	Scott	Aug 4	
Get judges for all contests	Foster & Stilwell	July 1-21	
Prepare copy, "Camp Life"	Foster	July 1-31	
Have phone put in.	Foster	July 1,31	
Have kitchen fixed up	Scott & Maloney	Aug 3-8	
Have piano hauled out	Zimmerman	Aug 10	
Prepare first aid material	McElhinney	Aug 1	Aug. 1
Get first aid material	Stilwell	July 1,31	
Arrange for health contest judge	Stilwell	July 1,31	Aug. 1
Arrange for strong box	Buckman	Aug. 10	
Prepare material for bank and post office	Carlson	Aug. 3-10	
Fix envelope each tent leader with names, all numbers of tents, program & buttons for each.	Carlson	Aug. 10	
Write names on all prizes	Carlson	Aug. 10	
List of photos to be taken at camp	Foster & Buckman	July 1-30	
See Col. Ryan about aid in erecting tents	Foster	Aug. 3	
Article for opening day of camp	Foster	July 1, Aug 10	
Arrange for tables	Scott & Buckman	July 1, 31	
Small tables for demonstration teams	Scott	Aug. 3, 8	
Call for films at Curtis Studio	Foster	July 27	
Arrange for labor to fill ticks and put up camp	Scott & Foster	July 28	
Arrange places for camp and leader conferences	Foster Buckman	Aug 3-8	
Arrange for special nurse	Zimmerman	Aug 3-8	
Get additional coat hangers & hooks	Foster	Aug 10	

WORK TO BE DONE	WHO	WHEN	COMPLETED
Arrange for movie film	Zimmerman	Aug. 3-8	
Set tables for camp	Scott	Aug. 3-8	
Take movie outfit to camp (have overhauled)	Scott	Aug. 3-8	
Equip each tent, hangers, 2, bkt. 1, cup 1, stool 1, mirror, lantern 1, hooks 2.	Foster	Aug. 3-8	
Get 4" no. stickers for cars	Foster	Aug. 3-8	
Get money from Creel & Clark	Foster	July 28	
Put permanent no. on each tent	Scott	Aug. 3-8	
Secure transportation for tour	Buckman	Aug. 3-8	
Secure transportation to & from train	Buckman	Aug. 10-15	
Secure transportation to & from swimming	Buckman	Aug. 10-15	
Arrange for all boys' class work	Buckman	Aug. 1-15	
Secure bugler	Foster	July 1-30	
See that all work is done	Foster	Aug. 3-8	
See that camp program goes off	Foster	Aug. 3-8	
Give health instruction to girls	McElhinney	Aug 11-14	Aug. 1
Instruct girls in relation to washing and toilet use	McElhinney	Aug 11-14	
Have charge of first aid	"	"	
In charge of girls' camp	"	"	
Organize girls Court of Dog Soldiers	"	"	
Form military organization for camp	Al Reed	"	
Organize boys' Court of Dog Soldiers	"	"	
Select captain of company	"	"	
Secure operator of movie show	Zimmerman	"	
Carlson at headquarters	J. Wilson	"	
Take pictures of camp, Tues. 1. P.M.	Wittwer	"	
Arrange serving of all meals	L. Lane	"	
Arrange for all assemblies and Sp. programs	Zimmerman	"	
Handle singing (Mrs. Wheeler)	Al Reed	"	
Supervise swimming & swimming races	Ed Reed	"	
Handle games at camp	Foster	"	

WORK TO BE DONE	WHO	WHEN	COMPLETED
In charge of programs	Creel	Aug. 11-14	
See that camp is erected and dismantled	Scott	Aug. 3-8	
Assist Scott	Maloney & Townsend		
Secure ice, food, etc.	F.W. Wilson	Aug. 10-15	
In charge livestock judging	Scott	"	
Secure material for home demonstration team	Stilwell	"	
Secure material for agricultural dem. team	J. Wilson	"	
Arrange publicity article	Buckman & Foster	"	
Edit "Camp Life"	Carlson	"	
Bugler	Menke	"	
Chief Cook	Arden	"	Aug. 1
Leader for conference	I.W. Hill	"	Aug. 1
Camp contests	Buckman	"	Aug. 1
Textile contests	Le Noir	"	Aug. 1
Health contests	Stilwell	"	Aug. 1
Get Gilbert for first aid	Foster		Aug. 10
Call Dr. Albert August 10th	Foster		Aug. 10
Get Moore out to camp	Buckman	"	Aug. 1
Get marshmallows and sticks	Zimmerman	"	
Arrange for swimming	Foster	July 1.	
Secure lime for toilets	Scott	Aug. 3-8	
Have Wilson irrigate August 1	Scott	"	
Get Menke's baggage to camp	Buckman	"	
Get long hose	Scott	"	
Fix bulletin board	Foster	"	
See that food is gotten to camp	Zimmerman, Wilson, Scott	"	
Put up camp sign	Scott & Foster	"	
Secure wash tubs	Foster & Scott	Aug. 5	

WORK TO BE DONE	WHO	WHEN	COMPLETED
Get transit and tape	Foster	Aug. 5	
Get class instructors	Foster, Buckman	"	
See M. E. Stilwell about textiles for contest	Foster	"	
Have special tent for first aid and all properties	Foster	"	
Have trench dug for garbage	Foster, Scott	"	
Have box for old drinking cups	Foster, Scott	"	
Order one load of wood	Foster	"	
See that 40 watermelons are obtained for Treasure Hunt	Foster	"	
Blackboard for games	Foster	"	
See about marshmellows	Foster	"	

(a)

PROGRAM

Third Junior Farm Bureau Camp

OF THE

Boys and Girls 4-H Clubs of Nevada

THE CAMP YOU WILL ALWAYS REMEMBER

TO BE HELD AT

UNIVERSITY FARM

RENO, NEVADA

August 11–15, 1925

Cooperative Extension Work in Agriculture and Home Economics, State of Nevada, Agricultural Extension Division, University of Nevada. Farm Bureau, and United States Department of Agriculture Cooperating.

4-H CLUB CREED

I believe in my country, in the State of Nevada, and in my responsibility for their development.

I believe in Boys and Girls Club Work for the opportunity it will give me to become a useful citizen.

I will devote myself to the training of my HEAD for the power it will give me to think, to plan, and to reason.

I will make my HEART more noble for the capacity it will give me to become kind, sympathetic and true.

I will devote my HANDS for the ability they will give me to be helpful, useful and skillful.

I will improve my HEALTH for the strength it will give me to enjoy life, resist disease, and become efficient.

For these things in which I believe, I am willing to dedicate my service.

STATE PRINTING OFFICE JOE FARNSWORTH, SUPT.

FOREWORD

In presenting this program of the Third Annual 4–H Club Camp, we desire to express our appreciation to all who have so generously helped in making the two previous camps, as well as this one, a success. It has been only as a result of this splendid cooperation that the camps have been possible. We are sure the young folks who take part in its activities are greatly benefitted thereby, and we appreciate the interest shown by all in giving them this opportunity of attending a state camp at the University Farm.

HISTORY OF THE CAMP

Club work in Nevada had its inception with the beginning of extension work. Some of the early agricultural developments in the State have been the result of demonstrations conducted by club members.

Since its beginning, the movement has grown in strength and effectiveness each year. For several years, a club round-up was held at the University for only county winners. In 1923, for the first time, a State Club Encampment was held, at which winners and delegates from all clubs were invited. There were 163 members and local leaders at this first state camp. The second year, 1924, there were 269 members and leaders present. Both years the camp has been financed by contributions from the University, State Farm Bureau, and fees from the members themselves. After the first camp the State and County Farm Bureaus provided a fund of $2,000 to be used for the purchase of permanent camp equipment. A portion of this money came in the first year, with which a part of the permanent equipment was secured.

At the present time, the camp is fairly well equipped, and each county where club work is conducted will send delegates this year. The third Annual Junior Farm Bureau Camp of the 4–H Clubs of Nevada, will have a record-breaking attendance, and a program equally as varied and interesting as in previous years.

THE 4-H CLUB CAMP—ITS AIM

Briefly stated, the aim of the Junior Farm Bureau Camp is to bring farm boys and girls from all parts of Nevada to the University Farm for the purpose of giving them *Instruction* in Agriculture and Home Economics, and instill *Democratic* principles into their lives; promote new and wider *Friendships;* give them wholesome and directed *Play* and *Recreation;* promote *Orderliness* and *Patriotism*, and instill into their minds principles of *High Ideals, Honesty, Truthfulness,* and the supreme value of *Character* and *Clean Living.*

PERSONNEL

Camp Director, R. G. Foster—In charge all camp activities.
Assistant Camp Director, A. J. Reed—In charge boys and entire military organization of camp.
Assistant Camp Director, F. McElhinney—In charge girls, and first-aid and health instruction to girls.
Camp Clerk, E. Carlson—In charge registration, camp records, mail, and bank.
Assistant Camp Clerk, J. W. Wilson—Assist Mrs. Carlson.
Mess Director, L. Lane—In charge arrangements for serving all meals.
Medical Director, F. McElhinney—In charge health of camp, first-aid attention.
Recreation Director, H. Zimmerman—In charge all recreation, programs, amusement, singing, games, etc.
Assistant to Recreation Director, A. J. Reed—Singing.
Assistant to Recreation Director, E. C. Reed—Swimming.
Assistant to Recreation Director, R. G. Foster—Play and games.
Assistant to Recreation Director, C. W. Creel—Evening programs, assembly periods.
Work Supply Director, V. E. Scott—In charge camp erection, dismantelling, work details, supplies and properties.
Assistant Work Supply Director, H. Zimmerman—Prizes, food and supplies.
Assistant Work Supply Director, F. W. Wilson—Food and supplies.
Assistant Work Supply Director, Ed Reed—Camp sanitation, water supply and lights.
Assistant Work Supply Director, C. R. Townsend—Assist Mrs. Scott in general camp work.
Livestock Judging Contest, V. E. Scott—In charge judging contest.
Team Demonstration, Home Economics, M. E. Stilwell—Attend to having teams ready to demonstrate, see that they have equipment, etc.
Team Demonstration, Agriculture, J. W. Wilson—Attend to having teams ready to demonstrate, see that they have equipment, etc.
P. Maloney—Assist Mr. Wilson.
Transportation, T. Buckman—Arrange transportation to and from trains, to swimming tank, and tour of University of Nevada, and Reno.
P. Maloney—Assist Mr. Buckman.
Photographer, J. H. Wittwer and Mr. Curtis—Secure pictures of all teams, contest winners, class work, stunts, recreations, etc.
Publicity, T. Buckman and R. G. Foster—Arrange publicity before and during camp.
Camp Editor, E. L. Carlson—Edit "Camp Life."
Bugler, A Club Member—Will blow all bugle calls.
Chief Cook, Phil Arden—In charge kitchen and meals.

Leaders Training Conference, C. W. Creel—Preside at all sessions.
Crop Identification Contest, C. A. Brennen—In charge of this contest.
Textile Identification Contest, E. LeNoir—In charge of this contest.
Health Contest, M. E. Stilwell—In charge of this contest.
In Charge Girls Instruction, M. E. Stilwell—In charge of arranging classes for girls.
In Charge Boys Instruction, T. Buckman—Arrange for classes for boys.
Wm. Barrows—Assist Mr. Buckman.

Instructional Staff—

Madge J. Reese—Demonstrations at local leaders' conferences.
Dr. H. Albert—Boys health instruction.
M. E. Stilwell—Nutrition work; garden instruction.
Representative Singer Sewing Machine Co.—Sewing-machine attachments.
F. W. Wilson—Sheep management.
J. H. Wittwer—Crop selection.
H. Campbell—Soils preparation and fertility.
Representative International Harvester Co.—Tractor demonstration.
V. E. Scott—Dairy demonstration.
Veterinary Department, University of Nevada—Veterinary demonstrations.
Physics Department, University of Nevada—Electrical demonstrations.
K. S. Gilbert—First-aid demonstrations.

WHO'S WHO AT THE CLUB CAMP THIS YEAR

Miss Madge J. Reese.....In Charge club work in the Western States, U. S. D. A.
Cecil W. Creel.....Director, Agricultural Extension Work, University of Nevada
Robert G. Foster.....Assistant Director, Agricultural Extension Work, University of Nevada
Miss Mary E. Stilwell.....Assistant Director Agricultural Extension Work, University of Nevada
Dr. Henry Albert.....Director State Hygenic Laboratory
Professor F. W. Wilson.....Professor Animal Husbandry, University of Nevada
Hardy W. Campbell.....Agriculturist for the Southern Pacific Railroad
K. S. Gilbert.....Employee of the Bell Telephone Company of Nevada
Roy Curtis.....Reno Photographer
Phil Arden.....Chef at the University Dining-Hall
A. J. Reed.....County Extension Agent, Pershing County
J. W. Wilson.....District Extension Agent, Humboldt and Lander Counties
Miss Lassie Lane.....District Extension Agent, Lyon and Pershing Counties
Miss Flora McElhinney.....County Extension Agent, Elko County
Miss Hazel Zimmerman.....County Extension Agent, Washoe County
C. A. Brennen.....County Extension Agent, Elko County
Ed Reed.....County Extension Agent, Lyon County
Miss Ellen LeNoir.....District Extension Agent, Clark, Lincoln, and White Pine Counties
C. R. Townsend.....County Extension Agent, White Pine County
Thos. Buckman.....County Extension Agent, Washoe County
Paul Maloney.....Assistant Agent, Washoe County
Wm. Barrows.....Assistant Agent, Elko County

THE PROGRAM

Monday, August 10—

1. All delegations will arrive by train or auto and be registered and assigned to permanent quarters.

Tuesday, August 11—

6:30—Reveille. Arise and prepare for breakfast, make up beds, and have tents ready for inspection while at breakfast.
7:00—Assembly. Flag raising.
7:15—Breakfast. (All tents will be inspected during the breakfast hour.)
8:00–11:30—Contest:
1. 8:00—Livestock judging team contest (at livestock barns). All county teams report there to Professor V. E. Scott.
2. 8:00—Health contest, Mary E. Stilwell in charge.
3. 9:00—Crops identification contest, for all boys at camp. Chester Brennen in charge. (In the orchard.)
4. 9:00—Textile identification contest for all girls at camp. Miss Ellen LeNoir in charge. (In the orchard.)
5. 9:00—Local leaders and agents conferences. C. W. Creel in charge. (See special program.)
6. 10:00–11:15—First aid demonstration, K. S. Gilbert, Bell Telephone Company.
7. 11:30—General assembly of entire camp for announcements and preliminary instructions.

12:00—Assembly.
12:15—Lunch. (Camp kitchen.)
1:00–1:30—Rest period for all club members. Everybody quiet. Write a letter home.
1. Court of "Dog Soldiers" will meet this period with A. J. Reed and Flora McElhinney.
2. "Camp Life" staff will meet this period with Mrs. E. L. Carlson.

1:30–3:00—Talk by Dr. Walter E. Clark.
1. Introduction of guests and delegations.
2. County songs and yells.
3. All delegations sit together at assembly hour.
4. Team demonstrations:
Demonstration No. 1, by.....County.
Demonstration No. 2, by.....County.
Demonstration No. 3, by.....County.

3:00–4:30—Swimming at Moana Springs.
5:00–5:30—Games.
6:00—Supper in camp kitchen.
7:30—Evening program:
1. Welcome, Cecil W. Creel.
2. Bonfire meeting; marshmellow toast.
3. Demonstration by team from.....County.

9:30—Taps.
10:00—Lights out.

Wednesday, August 12—

6:30—Reveille. Arise and prepare for breakfast. Make beds and have tents ready for inspection.
7:00—Assembly. Flag raising.
7:15—Breakfast. (Camp kitchen.)
8:00—Health instruction.
8:30–11:45—Classes.
9:00–11:00—Local leaders conference.
12:00—Assembly.
12:15—Lunch. (Camp kitchen.)
1:00–1:30—Rest period; everyone quiet.
1. Court of "Dog Soldiers" will meet this period.
2. "Camp Life" staff will meet this period with Mrs. Carlson.

1:30–3:00—Assembly. Club songs and yells; entertainment of guests and delegations.
1. Demonstration Team from.....County.
2. Demonstration Team from.....County.
3. Club yell contest.....

3:00–4:30—Swimming at Moana Springs.
5:00–5:45—Games.
6:00—Supper. (Camp kitchen.)
7:30—Evening program:
1. Club songs; introduction of guests and delegations.
2. Demonstration by team from.....County.
3. Special music.
4. Club story-telling contest.

9:30—Taps.
10:00—Lights out.

Thursday, August 13—

6:30—Reveille. Arise and prepare for breakfast. Make beds and have tent ready for inspection.
7:00—Assembly. Flag raising.
7:15—Breakfast.
8:00—Health instruction.
8:30–11:45—Classes.
12:00—Assembly.
12:15—Lunch. (Camp kitchen.)
1:00–1:30—Rest period.
1. Court of "Dog Soldiers" meet this period.
2. "Camp Life" staff meet this period with Mrs. Eda L. Carlson.

1:30–3:00—Assembly. Club songs, yells.
1. Demonstration Team from.....County.
2. Special music.....
3. Demonstration Team from.....County.
4. Special music.....
5. Demonstration Team from.....County.

3:00–4:30—Swimming at Moana Springs.
5:00–5:45—Games.
6:00—Supper. (Camp kitchen.)

7:30—Stunt night. County stunts and songs.
10:00—Taps.
10:20—Lights out.

Friday, August 14—

6:30—Reveille. Arise.
7:00—Assembly. Flag raising.
7:15—Breakfast. (Camp kitchen.)
8:00–11:30—Tour of University of Nevada and Reno.
12:00—Assembly at camp.
12:15—Lunch. (Camp kitchen.)
1:00—Assembly. Club singing, yells, entertainment of guests.
1. Special music.
2. Demonstrations:
(a) Team from.....County.
(b) Team from.....County.
(c) Team from.....County.
(d) Team from.....County.
(e) Team from.....County.
3. Special music.

3:30–4:30—Swimming at Moana Springs.
4:30–5:45—Dismantle tents, pack up and send baggage of all who are leaving on Friday night trains.
4:30–5:45—Games.
6:00—Supper. (Camp kitchen.)
7:00—Evening program:
1. Special music.
2. Talk: Achievement, Dr. Walter E. Clark.
3. Awarding of prizes.
4. Special music.

PROGRAM OF CLASSES (BOYS AND GIRLS)

Wednesday, August 12—

8:00–8:30—Health Instruction, Section I, Company A-E; Section II, Company F-J.
8:35–9:15—Sheep Management, Company B; Preparation of Soils, Company A; Dairy Demonstration, Company C; Farm Mechanics, Company D-E; Sewing Companies F and G; Nutrition, Company H; Gardening, Company I-J.
9:20–10:05—Sheep Management, Company C; Preparation of Soils; Company B; Dairy Demonstration, Company D-E; Farm Mechanics, Company A; Sewing, Companies F and G; Nutrition, Company I-J; Gardening, Company H.
10:10–10:55—Sheep Management, Company D-E; Preparation of Soils, Company C; Dairy Demonstration, Company A; Farm Mechanics, Company B; Sewing, Companies H and I-J; Nutrition, Company F; Gardening, Company G.
11:00–11:45—Sheep Management, Company A; Preparation of Soils, Company D-E; Dairy Demonstration, Company B; Farm Mechanics, Company C; Sewing, Companies H and I-J; Nutrition, Company G; Gardening, Company F.

Thursday, August 13—

8:00–8:30—Health Instruction, Section I, Company A-E; Section II, Company F-J.

8:35–9:15—Soil Fertility, Company A; Veterinary Demonstration, Company B; Crop Management, Company C; Electric Demonstration, Company D-E; Sewing, Companies F and G; Nutrition, Company H; Gardening, Company I-J.

9:20–10:05—Soil Fertility, Company B; Veterinary Demonstration, Company C; Crop Management, Company D-E; Electrical Demonstrations, Company A; Sewing, Companies F and G; Nutrition, Company I-J; Gardening, Company H.

10:10–10:55—Soil Fertility, Company C; Veterinary Demonstration, Company D-E; Crop Management, Company A; Electrical Demonstration, Company B; Sewing, Companies H and I-J; Nutrition, Company F; Gardening, Company G.

11:00–11:45—Soil Fertility, Company D-E; Veterinary Demonstration, Company A; Crop Management, Company B; Electrical Demonstration, Company C; Sewing, Companies H and I-J; Nutrition, Company G; Gardening, Company F.

EXTENSION AGENTS AND LOCAL LEADERS PROGRAM

(All County Extension Agents and Local Leaders will attend these meetings each day)

Tuesday, August 11—

9:00–11:00 A. M.—Topic: The 4-H Club Movement.

1. Welcome to Nevada's Local Leaders, Dr. Walter E. Clark, President of the University of Nevada.
2. The National Aspect of 4-H Club Work, Its Ideals, Standards and Development.
   (a) Madge J. Reese, Office of Cooperative Extension Work, U. S. D. A., Washington, D. C.
3. The County Agent and Club Work.
   (a) J. H. Wittwer, District Extension Agent, Clark and Lincoln Counties.
   (b) Flora E. McElhinney, County Extension Agent, Elko County.
4. The Local Leaders Problems.
   (a) Mrs. R. R. Robinson, Girls Clothing Leader, Churchill County.
   (b) J. Horace Bean, Boys Corn Club Leader, Lincoln County.
5. Round Table Discussion.

Wednesday, August 12—

9:00–11:00 A. M.—Topic: Handling Young People.

1. Club Meetings, Tours and Picnics.
   (a) Demonstration of Club Meetings by actual use of members and leaders. All phases of the club meeting will be demonstrated. Madge J. Reese, Office of Cooperative Extension Work, U. S. D. A., Washington, D. C.
2. Round Table Discussion.

Thursday, August 13—

9:00–11:00 A. M.—Topic: Demonstration Team Work.

1. Training Demonstration Teams, their use and place in club work.
   (a) Actual demonstration of training a team from members who have never been on a team. Madge J. Reese, Office of Cooperative Extension Work, U. S. D. A., Washington, D. C.
2. Round Table Discussion.

Friday, August 14—

9:00–11:00 A. M.—Topic: The Achievement Program.

1. How to conduct an Achievement Program in order to show the people what has been done in club work.
   (a) A demonstration of an Achievement Program will be put on, Madge J. Reese, Office of Cooperative Extension Work, U. S. D. A., Washington, D. C.
2. Round Table Discussion.

PATROL LIST

MONDAY NIGHT, AUGUST 10

10:30-12:30—Robert G. Foster.
12:30- 2:30—Thos. Buckman.
2:30-4:30—Paul Maloney.
4:30-6:30—V. E. Scott.

TUESDAY NIGHT, AUGUST 11

10:30-12:30—Chester Brennen.
12:30- 2:30—Ed. C. Reed.
2:30-4:30—Wm. Barrows.
4:30-6:30—C. R. Townsend.

WEDNESDAY NIGHT, AUGUST 12

10:30-12:30—J. W. Wilson.
12:30- 2:30—A. J. Reed.
2:30-4:30—Paul Maloney.
4:30-6:30—J. H. Wittwer.

THURSDAY NIGHT, AUGUST 13

10:30-12:30—C. R. Townsend.
12:30- 2:30—Chester Brennen.
2:30-4:30—Edward Reed.
4:30-6:30—Wm. Barrows.

FRIDAY NIGHT, AUGUST 14

10:30-12:30—A. J. Reed.
12:30- 2:30—J. W. Wilson.
2:30-4:30—Thos. Buckman.
4:30-6:30—R. G. Foster.

GENERAL PROVISIONS, RULES AND REGULATIONS

Date—August 11 to 15 inclusive.

Counties Included—All counties in the State may send club members to the State Camp and compete in any of the contests.

County Representation—Each county may send as many as 50 club members to camp, and upon special application and its approval by the Camp Director, more may attend if they can be accommodated. The winners in community club or county club work for the year must be given first opportunity to attend camp, after which additional members may be chosen to represent their respective clubs.

Eligibility to Camp—Only club members in Nevada who are chosen, local leaders of clubs, and Extension Agents. Special permission will be made for parents of any members who attend.

Club Records and Final Reports—No member who has not completed his work or made arrangements with local leader about completing and handing in final reports, will be admitted to camp.

Contest Entries—All entries for all contests must meet the rules for each specific contest, and be registered with the camp director by August 1, 1925.

Arrival at Camp—All delegations should arrive by train or auto Monday afternoon or Monday night, August 10, 1925. All trains will be met. If coming by car, come out to the University of Nevada Livestock Farm on South Virginia Road.

Registration—Blanks have been prepared this year so that each county may register its delegation by *tents* and tent leaders. These registration blanks, when completed, must be in the hands of the camp director by August 1, 1925, with a check covering the registration fees for the entire county delegation.

Cost of Camp—Each member and local leader will be charged $2.50 registration fee. All Extension Agents and others will pay a $5 fee for the week.

Transportation—The railroads offer again this year a rate of a fare and one-half for the round trip, open to any one who comes.

Awards—Ribbons, banners, medals, cups, books, livestock, cooking and sewing equipment will be awarded the winners of the various contests.

Food—A competent cook will prepare good wholesome food and plenty of it. A camp kitchen will be installed at the farm and everyone is guaranteed a "Full" program during the entire camp.

Discipline and Medical Attention—The camp will be under military discipline. A competent person will be present to attend anyone needing medical attention. Club folks will be as safe as they are at home.

Recreation—Every afternoon will be filled with fun. Singing, games, watermelon busts, contests, field events, and a trip will give everyone a chance to enjoy themselves. COME READY TO PLAY.

Contests—There will be contests in judging, demonstrations, stunts, songs, yells, banners, crop identifications, textile identification, club story telling, and health.

Pictures—Each county should take a good picture of their demonstration and judging teams as well as other contestants before coming to camp. This will insure cuts for publications immediately following camp.

Court of "Dog Soldiers"—Each tent will select their "Dog" to be a member of the court which will try all cases of discipline. This person should be designated on the registration sheets.

Specific Rules of Conduct—Read your program. Do what you are asked to do. Stick to your group. Be on time all the time.

"Camp Life"—Each tent will select a reporter for "Camp Life" staff. Let us make this paper the best ever this year. This person should be designated on the registration sheet.

BOYS AND GIRLS CLUB CAMP

WHAT TO BRING WITH YOU—MEMBERS AND LEADERS

1. The names of all persons who will attend the camp, together with their enrollment fee, must be sent to the State Extension Office, by August 1. The County Extension Agents will send the total list of names and fee for the entire county delegation at *one time.*
2. Have your name on all property brought to the camp—blankets, clothing, towels, etc., to avoid confusion and loss.
3. Clothing for use at camp (Boys)—
   - (a) Khaki coverall, dark shirt and overalls, Boy Scout uniform or dark trousers and shirt.
   - (b) Coat or sweater.
   - (c) One change of underwear.
   - (d) Extra pair of hose.
   - (e) Heavy, comfortable shoes.
   - (f) Handkerchiefs.
4. Clothing for use at camp (Girls)—
   - (a) Khaki middy blouse and bloomers are most serviceable.
   - (b) A dark colored wash dress (gingham or similar material) should be worn if you do not have middy and bloomers.
   - (c) One extra pair of cotton hose.
   - (d) Handkerchiefs.
   - (e) One change of underwear.
   - (f) Heavy sweater or coat.
   - (g) Low heeled shoes (heavy).
   - (h) Do not buy anything especially for camp.
   - (i) Do not bring more than called for.
5. Bedding—
   - (a) Enough to keep you warm in tent, three woolen blankets or two double blankets and quilt.
   - (b) A sack is a convenient thing in which to carry bedding and camping outfit. Put your name and address on sack and all pieces of bedding, etc.
6. Personal accessories for everyone—
   - (a) Comb.
   - (b) Tooth-brush and paste; soap.
   - (c) Two towels, bath preferred, marking with name.
   - (d) *Swimming suit sure.*
   - (e) Flash light.
7. Note-book and pencil—
   - (a) Bring notebook.
   - (b) Everyone takes on what is seen and heard.
   - (c) Help edit "Camp Life," our daily camp paper by keeping a good note-book.

COUNTY BANNER CONTEST

1. A prize will be given to the delegation coming by auto or train, having the best banner advertising club work.

2. A county may enter as many banners in this contest as it desires.
3. Three judges will be selected to judge the best.
4. The basis of award will be as follows:

Originality	50
Attractiveness	50
Total	100

5. Make the banners so that they will tell one seeing them about club work in your county.

CLUB STORY TELLING CONTEST

1. One member from each county may be entered.
2. Each contestant will be given 10 minutes for telling his story.
3. The stories must be about some interesting piece of club work, a phase of your club activities or work done by an individual member.
4. The following are suggestive topics:
   (a) What club camp meant to me.
   (b) Our club activities.
   (c) The best 4–H Club member I know.
   (d) What club work has meant to our community.
5. The following basis of award will be used in judging the members:

Originality	25
Element of Achievement	25
Presentation	25
Interest	25
Total	100

6. Three judges will be selected to score the contest.
7. All names of contestants must be in the hands of the Camp Director by August 1.

CROPS IDENTIFICATION CONTEST

1. All members who attend camp will be entered in this contest.
2. The contest will be held Tuesday morning at 9 o'clock.
3. Each member will be given a slip or card on which to write the names of the crops.
4. There shall be no conversing between members during this contest.
5. There will be exhibits of the seed of many of the crops, and forage of others.
6. There will be thirty different kinds of crops to be identified.
7. No vegetables will be included.

TEXTILE IDENTIFICATION CONTEST

1. The contest will be held Tuesday morning at 9 o'clock.
2. Every member who attends camp is eligible to enter this contest.
3. There shall be no conversing between members during this contest.
4. Each member will be given a sheet or card on which to write the names of the textile.
5. There will be exhibits of thirty different kinds of textiles to be identified.

6. The judge will be Miss Madge J. Reese, of the United States Department of Agriculture, Washington, D. C.

HEALTH CONTEST

1. This contest will be held Tuesday morning, August 11, at 8 A. M.
2. Each county may select one boy and one girl to represent them in the contest.
3. The girls representing each county will be examined by competent women doctors and the healthiest one chosen.
4. The boys representing each county will be judged in a like manner by men doctors and the healthiest one selected.
5. Names of entrants must be in the hands of the Camp Director by August 1.
6. Miss Mary E. Stilwell will be in charge of this contest. She will prepare the score card, and secure the doctors for the examinations.

STUNT NIGHT

(All county delegations will sit together on stunt night)

1. Stunts this year will be divided into two divisions, known as "A" and "B."
2. Division "A" are stunts which deal with some phase of club work.
3. Division "B" are stunts which deal with any subject, other than club work.
4. Each county will be limited to one stunt in each division.
5. The Camp Director must be notified by August 1 of the counties which will take part in the stunt contest, and what division each will enter.
6. Counties must bring their own paraphernalia.
7. The time limit for each stunt will be twelve (12) minutes, and three (3) minutes for setting the stage, making a total of fifteen (15) minutes allowed for each stunt. A severe cut will be made for running over time, and three (3) minutes overtime shall mean elimination.
8. The following score card will be used in scoring stunts:

Originality	25
General effect	25
Organization (ease of stage; showmanship)	25
Portion of delegation participating	25
Total	100

(Maximum of 8 points can be taken off for not using entire delegation)

9. There will be three judges for each division of the Stunt Contest.

COUNTY SONG CONTEST

1. Each county may enter two songs, one a club song and the other not a club song, in this contest.
2. The basis for judging will be as follows:

Originality	35
General effect	35
Portion of delegation participating	30
Total	100

3. Three persons will be chosen to judge this contest.

COUNTY YELL CONTEST

1. Each county may enter two yells in this contest.
2. The judges will use the same basis for judging as in the song contest.
3. Three persons will be chosen to judge this contest.

DEMONSTRATION TEAM CONTEST

Rules, Regulations, Awards, Etc.

1. Each county will be entitled to enter one agricultural and one home economics demonstration team in the state contest. Members of these teams must be and have been for three months, bona-fide club members in good standing.
2. The team must represent one club, which has been chosen to be the best in the county, by an elimination contest held prior to club camp.
3. Materials for demonstrations will be furnished, provided such materials are available. *Requisition for materials must be in the hands of the Camp Director by August 1, with the names of the members of the teams and kind of demonstration to be given.*
4. A maximum of 20 minutes will be allowed for each demonstration, with five minutes additional time to prepare the stage and five minutes to clear it after the demonstration. Time for answering questions at the end of the demonstration will be counted a part of the allotted time.
5. Upon arrival at camp, the captains of the teams will draw for place, and give their demonstration at time allotted on the program as a result of this drawing.
6. The following score card will be used for judging the work of the demonstration:

Skill Ease of procedure; workmanship; neatness; speed, system or dispatch	25
Subject matter Accuracy; completeness; clearness; replies to questions; evidence of knowledge rather than memory work	25
Team work Preparation, arrangement and use of equipment; organization of work; appearance and conduct of team	25
Finished product	25
Total	100

7. The contests will be judged by three persons selected from among competent persons in no way connected with the work in any county.
8. Each team entered in the state contest must have put on at least one public demonstration in its home county.
9. The judges may cut as much as five (5) points from any team's score, if at least two teams have not been judged in selecting the county team to enter the state contest. This is to encourage each club to have a demonstration team, in accordance with standard club requirements, and discourage the intensive training of two or three selected members for a long period of time.
10. All teams must be composed of members of a single club, *i. e.*, not picked at random from over the county.

STOCK JUDGING TEAM CONTEST

Rules, Regulations, Prizes, Etc.

1. Each county may enter one team of three members.
2. The names of the teams must be registered with the camp director by not later than August 1, 1925, on proper forms which will be provided for this purpose.
3. The members must be regularly enrolled club members in good standing, and who have been enrolled for at least three months prior to the contest.
4. The judges will be:

V. E. Scott, University of Nevada.
F. W. Wilson, University of Nevada.
Geo. W. Barr, State Supervisor of Vocational Agriculture.
Mr. L. B. Shawe, Principal, Gardnerville High School.

5. The contest will start at 8 o'clock, Tuesday morning, August 10, and will continue until all classes are judged and reasons given.
6. Each member will give reasons on all classes, *orally*, before one of our four judges. Three minutes will be allowed for each member for each class.
7. The contest will include the judging of four classes of livestock, four animals in a ring as follows: One class beef cattle, one class sheep, one class Holstein dairy cows, and one class of Ayrshire dairy cows.
8. No member or leader will be permitted to confer with anyone during the judging. Any evidence of such conference will disqualify the entire team guilty of this infraction of rules.
9. A total of fifteen minutes will be allowed for placing each class. Notes may be taken and used in giving the oral reason before the judge.
10. No member shall wear any color, badge or uniform that will in any way designate the county or club which he or she represents.
11. The total possible points to be gained by each contestant are as follows:

Beef Cattle—		
Placing	50	
Reasons	50	
		100
Sheep—		
Placing	50	
Reasons	50	
		100
Holsteins—		
Placing	50	
Reasons	50	
		100
Ayrshires—		
Placing	50	
Reasons	50	
		100
Total points		400

12. No member may enter who has attended a college of agriculture for a longer period than two weeks.

13. There shall be held in each county an elimination contest to select the winning team to enter the state contest.

CLUB CAMP PREMIUM LIST*

Livestock Judging

Teams—
First Prize—Silver loving cup and blue ribbon to each member of team.
Second Prize—Red ribbon to each member of team.

Individual Judging—
Best Sheep Judge—Blue ribbon.
Best Beef Judge—Blue ribbon.
Best Holstein Judge—Blue ribbon.
Best Ayrshire Judge—Blue ribbon.
Best Dairy Judge—Model Holstein cow.
Best Judge of all classes—Pure-bred of Holstein bull calf.

Demonstrations

Agricultural Teams—
First Prize—Book to each member of team and blue ribbon to each member.
Second Prize—Red ribbon to each member of team.
Third Prize—White ribbon to each member of team.

Home Economics Teams—
First Prize—Book to each member of team, and blue ribbon to each member.
Second Prize—Red ribbon to each member.
Third Prize—White ribbon to each member.

Health Contest

Boys—
First Prize—Silver medal and blue ribbon.
Second Prize—Red ribbon.
Third Prize—White ribbon.

Girls—
First Prize—Silver medal and blue ribbon.
Second Prize—Red ribbon.
Third Prize—White ribbon.

Stunts

Division "A"—
First Prize—Banner.
Second Prize—4-H Club Flag.
Third Prize—A treat.

Division "B"—
First Prize—Banner.
Second Prize—4-H Club Flag.
Third Prize—A treat.

---

*1. All ribbons, books, banners, medals, cash, loving cup awarded by the Nevada State Farm Bureau, Inc.
2. Pure-bred Holstein calf awarded by Brooks & Peckham Dairy of Reno.
3. 4-H flags donated by National Club Committee.
4. Model Holstein cow, National Holstein Fresian Association.
5. Club pins, Nevada State Bankers' Association.
6. Leaders' pins, University of Nevada, Extension Division.

County Song Contest

Best Club Song—
First Prize—Banner.

Best Other Song—
First Prize—Banner.

County Yell Contest

Best Yell—
First Prize—A surprise.

Crops Identification Contest

First Prize—A book and blue ribbon.
Second Prize—Red ribbon.
Third Prize—White ribbon.

Textile Identification Contest

First Prize—A book and blue ribbon.
Second Prize—A red ribbon.
Third Prize—A white ribbon.

County Banner Contest

First Prize—$2.50 in cash.
Second Prize—4-H Club Flag.
Third Prize—Something nice.

Best Kept Tent

Girls—First Prize—You'll like it.
Boys—First Prize—So will you.

Club Story Telling Contest

First Prize—$2.50 in cash.
Second Prize—$1.50 in cash.
Third Prize—$1.00 in cash.

Swimming Races

Boys Under 14—
First Prize—Blue ribbon.

Girls Under 14—
First Prize—Blue ribbon.

Boys Over 14—
First Prize—Blue ribbon.

Girls Over 14—
First Prize—Blue ribbon.

Free for All Members—Both Boys and Girls—
First Prize—Blue ribbon.
Second Prize—Red ribbon.
Third Prize—White ribbon.

IS YOUR CLUB A STANDARD CLUB?

RULES FOR STANDARD CLUB

1. A standard club shall have a membership of at least five working on the same project.
2. There shall be a local club leader in charge during the club year.
3. There shall be a local club organization with the necessary officers and duties.
4. There shall be a definite club year program of work.*
5. There shall be at least six regular club meetings during the club year. The secretary shall be required to keep definite record of these meetings and also of the progress of each member.
6. A local exhibit shall be held annually.
7. There shall be a demonstration team which shall give at least one public demonstration in the home community.
8. At least 60 per cent of the members must complete the project and file a final report with the State Club Leader.
9. A judging team shall be chosen by competition between the members.
10. An achievement day shall be held during the club year.

*When the first four requirements have been met, a standard club charter will be issued. When all the requirements have been met, a National Seal of Achievement will be awarded.

(d-1)

CLUB CAMP REGISTRATION CARD * Tent No._____

Following are the names of the club members of_____Co. who will attend the camp at Reno, August 11 to 15th. We will arrive by_____(train or auto) on_____

_____
(exact time if by train)

Tent Leader:-_____

MEMBERS:

1._____Corporal
2._____Camp Life Staff
3._____Court Dog Soldiers
4._____
5._____
6._____
7._____
8._____

Signed_____
(County Extension Agent) (Over)

*See instructions on the reverse side of this card.

(d-2)

Livestock Judging Team Contest Registration Card

Please enter the following members of the Judging Team from_____County.

1._____

2._____

3._____

I certify to the eligibility of this team, according to the rules of the contest.

Signed_____
(County Extension Agent)

(d-3)

DEMONSTRATION CONTEST REGISTRATION CARD

Please enter the following members as the _____
Agr. or Home Economics
Demonstration Team from _____ County

1. _____
2. _____
3. _____
4. _____

They will demonstrate _____

_____

They will need the following equipment: _____

_____

_____

_____

Signed _____
(County Extension Agent)

(d-4)

MISCELLANEOUS CONTEST ENTRIES*

Our county will take part in the following contests at camp:-

Stunts, Div. "A"_____ Div. "B"_____ Song Contest_____

Yell Contest_____ Banner Contest_____ Club Story Con._____

Health Contest_____ Livestock Judging____ Agricultural Demonstration_____ Home Economics Demonstration_____

Signed_____
(County Extension Agent)

_____
County

* Mark an X in each division that you intend to enter.

II. Getting Members to Camp.

1. Buckman in charge. Many will arrive by auto Monday afternoon and evening.
2. Remainder will come on trains Monday afternoon and evening.

III. Registration

1. Monday afternoon and night.
   a. Mrs. Carlson will give each leader programs and pins for each member in their respective tent.
   b. Also list of members in each tent.
2. Tuesday Morning.
   a. Arise 6:30. First assembly by companies - selection of captains of companies by Mr. Reed.
   b. Flag raising - breakfast at 7:15.

IV. Assembly for preliminary Announcements and Instructions for the Day, 7:45.

1. Announcements.
   a. Rest period
   b. Military organization of camp.
   c. Bank and post-office
   d. About morning and afternoon program.
   e. Local leaders conference place.
   f. Places of mornings contests.
   g. Have judging group fall out and go with Scott.
   h. Have health group fall out and go with Miss Stilwell.
   i. "Camp Life" Conference 11:30 (place).
   j. "Court of Dog Soldiers" - Girls, Miss McElhinney 11:30 (place)
      - Boys, Mr. A. J. Reed, 11:30 (place)
   k. Picture of entire camp at 1:00 o'clock.
   l. First aid demonstration 10:00 - 11:30.
   m. Sit by delegations at assemblies.

V. Tuesday Morning Contests.

1. Livestock Judging - To be handled by Mr. Scott - Wilson - Barr - Shawe.

2. Crops Contest - To be handled by Mr. Buckman.

3. Textile Contest - To be handled by Miss LeNoir.

4. First aid demonstration - Call Gilbert at Bell Telephone Company, Monday, August 16th.

5. 11:30 conferences of "Dog Soldiers" - "Camp Life" staff and "Camp Staff". Rest period for all others.

6. 11:45 get companies lined up for some help and instruction. Al Reed to do this.

7. 12:15. Lunch. (March by companies.)

VI. Photograph of Entire Delegation.

1. Arrange place for pictures.

2. Have Curtis there on time.

VII. 1:30 assembly hour. (sit by delegation)

1. Community singing - Mr. Reed - Mrs. Wheeler - Mrs. Bovett.

2. Introduction of guests and delegations.

3. Special music.

4. Demonstration by team from _____County.

5. Special music.

6. Demonstration by team from _____County.

7. Demonstration by team from _____County

8. Announcements.

VIII. Go to Moana To Swim (Call Mr. Berrum on Monday)

1. Tom to arrange transportation.

2. Let members stay in tank 40 minutes first day - 3:00 to 4:15.

IX. At Camp - 4:30. Recreation from 4:30 to 5:45.

1. Foster to have charge of this part of camp.

X. 6:00 Supper.

XI. 7:00. Assembly Program.

1. Singing.

2. Welcome by Mr. Creel.

3. Team demonstration _____County

4. Bonfire meeting - Marshmallow toast - Songs - yells.

9:15. Taps.

9:45 Lights out.

UNIVERSITY OF NEVADA

AGRICULTURAL EXTENSION DIVISION

RENO, NEVADA,

July 1, 1925

Dear

You are cordially invited to visit the Third Annual Junior Farm Bureau Camp of the 4-H Clubs of Nevada, to be held at the University Farm near Reno the week of August 11th to the 14th, inclusive.

These members will be from all parts of Nevada, and have been awarded the trip to camp because of the work which they have done in agricultural or home economics projects during the current year. There will be in attendance approximately 300 members and their leaders.

The program is so arranged that the mornings are given over to definite instruction and contests, while the afternoons and evenings are given over to demonstrations, recreation, and special amusement.

We are making Thursday visitors' day at camp, because it is on Thursday night that we have our "Stunt Night Program", which will be particularly interesting. Agricultural and home economics demonstrations will be given each afternoon from 1:30 to 2:30, and each evening except Thursday, from 7:30 to 8:30.

Yours very truly,

NEVADA EXTENSION SERVICE

Robert G. Foster

Robert G. Foster
Assistant Director

RGF:DM

(G)

FIELD CROPS IDENTIFICATION CONTEST

Reno, Nevada

August 11-15, 1925

NAME _____

CLUB _____ COUNTY _____

YEARS IN CLUB WORK _____

Note:--Write in the name of the crop opposite the number given on the sample.

1.	Flax	16.	Turkey Red Wheat
2.	Reliance	17.	Oats
3.	Hulless Oats	18.	Small White Clover
4.	Black Eye Beans	19.	Millet Siberian
5.	Northwestern Corn	20.	Red Top
6.	Rye	21.	Hulless Barley
7.	Canadian Field Peas	22.	Buckwheat
8.	Timothy	23.	Milo Maize
9.	Sudan Grass	24.	Emmer - Winter
10.	Alsike Clover	25.	Marquis Wheat
11.	Vetch Spring	26.	Wisk Yellow Dent
12.	Sorghum	27.	Ky. Bluegrass
13.	Barley	28.	Blue Dent Corn
14.	Cole Yellow Dent Corn	29.	
15.	Timothy	30.	

(H)

TEXTILE IDENTIFICATION CONTEST

Reno, Nevada

August 11-15, 1925

NAME _____

CLUB _____ COUNTY _____

YEARS IN CLUB WORK _____

Note:- Write in the name of the textile opposite the number given on the sample.

1. Lying Ram
2. Long Cloth
3. Serge
4. Cabio
5. Damask
6. Muslin
7. Taffeta
8. Velvet
9. China Silk
10. Indian Head
11. Percale
12. British
13. Satteen
14. Pique
15. Madras
16. Cheese Cloth
17. Velveteen
18. Flannel
19. Linen
20. Voile
21. Pongee
22. Satin
23. Khaki
24. Broadcloth
25. Georgette
26. Lenton Flannel
27. Flannelette
28. Cambric
29. Kaum
30. Crepe de Chine
31. Nainsook

Plans For Club Camp Games

Tuesday, August 11. - 4:30.

1. Form large circle of entire camp delegation and have them count off 1 - 2 - 3 - 4, etc.

2. Then have all Nos. 1 at one base - Nos. 2 at another. No. 3 at another and Nos. 4 at still another.

3. Have big blackboard with each group name on and place for different contest scores.

4. Have volley ball nets put up, and have horse shoe tournament arranged.

5. Instruct each group to elect a captain.

6. Have captains draw name out of hat - To be name of delegation.

7. Explain that when whistle blows each day after return from swimming - 5 points at their base.

8. Each group to work up a group song - yell and badge.

9. Basis of awards for contests.

10. Games for Tuesday.

1. Cage Ball - Peanuts Vs. Coconuts } — 5 Points to win
Doughnuts Vs. Walnuts

W I N N E R S

_____VS._____

2. Cage Ball Down and Back Passing Race - 5 Points to win

Doughnuts Vs. Coconuts
Peanuts Vs. Walnuts

W I N N E R S

_____ VS._____

3. Cock Fight - 5 from each side

Coconuts Vs. Walnuts
Peanuts Vs. Doughnuts

W I N N E R S

_____VS._____

4. Chariot Race. - 5 Points

Peanuts Vs. Coconuts

Doughnuts Vs. Walnuts

W I N N E R S

_____VS._____

Wednesday, August 12 - 3:15

I. At Swimming Tank.

1. Girls Swimming Race - Peanuts Vs. Walnuts
(3 entrants each side) Doughnuts Vs. Coconuts

Boys Swimming Race (Same as above)
(3 entrants each side)

2. Diving Contest
(3 entrants each side)

Boys -

Girls -

3. Winners compete for final in swimming.

II. At Camp 4:45

1. Giant Volley Ball Tournament, Boys and Girls - 8 each

Walnuts Vs. Coconuts

Peanuts Vs. Doughnuts.

W I N N E R S

_____ VS. _____

2. Cage Ball Kickett (15 each side), Boys and Girls

Peanuts Vs. Doughnuts

Walnuts Vs. Coconuts

W I N N E R S

_____ V S. _____

Thursday, August 13th - 4:45 - At Camp

I. Treasure Hunt

1. Conduct similar to last year but hide watermelons for each group at a different place.

2. After all have eaten, have water-melon relay race - Picture contest with seeds.

3. Let groups do as please till supper.

Friday, August 14th - At tank

1. Water Cage Ball - 5 each side

Walnuts Vs. Doughnuts

Peanuts Vs. Coconuts.

W I N N E R S

_____V S. _____

2. Swimming Cage Ball Shuttle Race

Peanuts Vs. Doughnuts

Walnuts Vs. Coconuts

WINNERS

_____Vs._____

AT CAMP

1. Skirmish Ball

Walnuts Vs. Peanuts

Doughnuts Vs. Coconuts

W I N N E R S

_____VS._____

Awards for Events

1.	Games and Races	- 1st, 15
		2nd, 10
		3rd, 5
2.	Cage Ball	1st, 25
3.	Kick-it	1st, 25
4.	Baseball game	1st, 25
5.	Treasure Hunt	1st, 50
		2nd, 30
		3rd, 15
6.	Passing Cage Ball	1st, 15
7.	Chariot Race	1st, 15
8.	Rooster Fight	1st, 15
9.	Swimming	1st, 15
10.	Diving	1st, 15
11.	Free-for-all Swimming	1st, 30
12.	Volley Ball	30
13.	Skirmish Ball	1st, 25
14.	Water Cage Ball	1st, 15
15.	Swimming Cage Shuttle Race	30

(j)

"COURT OF DOG SOLDIERS" RULES

1. No fence climbing.
2. No talking in tents after lights out.
3. No one out of tents until first call in the morning.
4. No one leave camp without permission of Miss McElhinney or Mr. Foster.
5. No volley balls or other balls on ground between 8:00 and 11:30 in the morning; after that they may be kept out until evening, but the person taking them will be responsible for their return.
6. No swearing on the grounds.
7. No picking of green apples or pears from the trees.

- - - -

5. The Prizes Well Distributed: The following gives a list of the prize winners at camp.

Best Kept Boys' Tent - Tent K, Lincoln County
Best Kept Girls' Tent - Tent 9, 5 Lyon County, 5 White Pine County
Best Broad Grin - Tova Hansen, Pershing County

Swimming Races

Boys under 14 - Robert McGinnis, Lyon County
Boys over 14 - Victor Geglia, Washoe County
Girls under 14- Gene Sauer, Washoe County
Free for all - Gene Sauer, Victor Teglia, Washoe County.

Health Contest

Boys - 1st:	Grant Lee, Panaca, Lincoln County	90	points
2nd:	Charles Trescartes, Lamoille, Elko County	87	"
3rd:	Douglas Olsen, Washoe County	84	"
Girls- 1st:	Inez Gibson, St. Thomas, Clark County	96	"
	Carrie Linscott, Smith, Lyon County	96	"
2nd:	Aquilina Gastanaga, Paradise, Humboldt County .	94	"
3rd:	Ethel Bollinger, Lamoille, Elko County	91½	"

Club Stunts

1st: Lincoln County
2nd: Pershing County
3rd: Humboldt County

Stunts (Not Club)

1st: Washoe County
2nd: Elko County
3rd: Lincoln County

Club Story Telling

1st: Lincoln County
2nd: Elko County
3rd: White Pine County

Club Songs

1st: Lincoln County
2nd: Pershing County
3rd: Humboldt County

Songs (Not Club)

1st: Elko County
2nd: Humboldt County
3rd: Washoe County

County Club Yells

1st: Washoe County
2nd: Humboldt County
3rd: Lyon County

County Banner Contest

1st: Lincoln County
2nd: White Pine County
3rd: Elko County

Textile Identification Contest

1st: Esther Sauer, Washie County
2nd: Elsie Pabst, Sparks, Washoe County
3rd: Vonda Whitlock, White Pine County

Crops Identification Contest

1st: Herbert Uhlig, Elko County
2nd: William Barrows, Elko County
3rd: Kenneth Hall, Washoe County

Home Economics Demonstration Team

1st: Pershing County
2nd: Washoe County
3rd: Elko County

Agricultural Demonstration Team

1st: Washoe County
2nd: Elko County
3rd: Lyon County

Livestock Judging

Lincoln County Team	828½ points
Elko County Team	770 "
Lyon County Team	655½ "
Washoe County Team	640 "
Humboldt County Team	461½ "
White Pine County Team	395 "
Pershing County Team	(Cards not turned in)

Individual Judging

1st: Grant Lee, Panaca, Lincoln County . . .	306½ points
2nd: Joe Theriot, Hiko, Lincoln County . . .	203½ "
3rd: Keith Lee, Panaca, Lincoln County . . .	266½ "

Best judge of sheep - Joe Theriot, Lincoln County	90 points
Best judge of beef - Archie McIntosh, Washoe County . . .	97½ "
Best Judge Holstein cows - Keith Lee, Lincoln County . .	77½ "
Best judge mixed dairy cows - Grant Lee, Lincoln County .	91½ "
Best judge of dairy cows,-Grant Lee, Lincoln County . . .	151½ "

14. Conclusion and Outlook.

The results of 1925 club work are encouraging. The outlook is bright. More local leadership and public support is being given the work over the State, and the coming two years should see the work on a firm basis. The following things can be expected by the fall of 1927.

(1) Ten percent of Nevada farm boys and girls in club work each year.
(2) Standardized type of literature and reporting methods.
(3) Developed definite yearly projects for different phases of club work.
(4) Have new club camp building.
(5) Have all camp equipment bought and paid for.
(6) A survey made of five years of club work in Nevada, 1923-1927 inclusive.

HOME ECONOMICS

Form No. 285
March 1, 1925

COOPERATIVE EXTENSION WORK IN AGRICULTURE AND HOME ECONOMICS

U. S. Department of Agriculture
and State Agricultural Colleges
Cooperating

Extension Service,
Office of Cooperative Extension Work,
Washington, D. C.

ANNUAL REPORT OF COUNTY EXTENSION WORKERS

This report form is to be used by county extension agents, such as county agricultural agent, home demonstration agent, club agent, and negro agent, reporting on their respective lines of work.

State NEVADA *County* STATE OF NEVADA

Report of MARY E. STILWELL (Name) *County* ASSISTANT DIRECTOR (Title) *Agent.*

From NOVEMBER 1, 1924 *to* NOVEMBER 1, - - - - - - - - , *1925.*

If agent has not been employed entire year, indicate exact period. Agents resigning during the year should make out this report before quitting the service.

READ DEFINITIONS, PAGES 3 AND 4

Approved:

Date _____ _____
State or District Supervisor.

Date _____ _____
State Extension Director.

SUGGESTIONS RELATIVE TO THE PREPARATION OF THE COUNTY EXTENSION AGENT'S ANNUAL REPORT.

The annual report should be a review, analysis, interpretation, and presentation to the people of the county, the State, and the Nation of the sum total of the extension activities in each county for the year and the results obtained by the county extension agent assisted by the subject-matter specialists. The making of such a report is of great value to the county extension agent and the people of the county in showing the progress made during the year as a basis for future plans. It is of vital concern also to the State and Nation as a measure of rural progress and a basis for intelligent legislation and financial support.

Separate statistical and narrative reports are desired from each county extension agent in charge of a line of work, such as county agent, home demonstration agent, boys' and girls' club agent, and negro agent. Where an assistant agent has been employed a part or all of the year, a report on his or her work should be included with the report of the leader in charge of that line of work. Where an agent in charge of a line of work has quit the service during the year, the information contained in his or her report should be incorporated in the annual report of the agent on duty at the close of the report year, and the latter report so marked. Where two or more extension agents are employed in a county, each in charge of a line of work, care should be exercised to *avoid including the same data in the statistical report of more than one agent.*

At least four copies of the annual report should be made: One copy for the county officials, one copy for the agent's files, one copy for the State extension office, and one copy for the Extension Service, United States Department of Agriculture. *The report to the Washington office should be sent through the State extension office.*

Narrative Summary.

The narrative report should be a statement in orderly fashion and arranged under appropriate subheadings, of the work done, methods used, and results obtained under each project, as well as of the general work accomplished. Every statement should be clear-cut, concise, forceful, and, where possible, reenforced with ample data from the statistical summary. In the preparation of the part of the report relative to each project, the results reported in the statistical summary for the project should be analyzed, conclusions drawn, and recommendations made. The report may well be illustrated with photographs, maps, diagrams, blue prints, or copies of charts and other forms used in demonstration work. Full credit should be given to all cooperating agencies. The lines should be single-spaced, with double space between the paragraphs, and reasonably good margins left. The pages should be numbered in consecutive order.

The following outline is suggestive of how the narrative report may be clearly and systematically presented:

SUGGESTIVE OUTLINE OF ANNUAL NARRATIVE REPORT.

I. Cover and title page.
II. Table of contents.
III. Status of county extension organization.
  (1) Form of organization—changes and development.
  (2) Function of local people, committees, or project leaders in developing the program of work.
  (3) General policies, including relationships to other organizations.
IV. Program of work, goals established, methods employed, and results achieved.
  (1) Factors considered and methods used in determining program of work.
  (2) Project activities and results.
    (*a*) Soils
    (*b*) Farm crops
    (*c*) Horticulture; Home gardens; Beautification of home grounds
    (*d*) Forestry
    } (including diseases and insects).
    (*e*) Rodents, predatory animals, and birds.
    (*f*) Animal husbandry
    (*g*) Dairy husbandry; Home dairy
    (*h*) Poultry husbandry; Home poultry
    } (including diseases and insects).

SUGGESTIVE OUTLINE OF ANNUAL NARRATIVE REPORT—Continued.

IV. Program of work, etc.—Continued.
  (2) Project activities and results—Continued.
    (*i*) Rural engineering; Rural engineering—home.
    (*j*) Agricultural economics, including farm management and marketing; Home marketing.
    (*k*) Foods.
    (*l*) Nutrition.
    (*m*) Clothing.
    (*n*) Home management.
    (*o*) House furnishings.
    (*p*) Home health and sanitation.
    (*q*) Community activities.
    (*r*) Miscellaneous.
V. Outlook and recommendations, including suggestive program of work for next year.
VI. Summary of activities and accomplishments, preferably of one or two typewritten pages only, placed at the beginning or end of the narrative report.

Statistical Summary.

To supplement the narrative part of the report, and in order that comparable State and National summaries may be made, it is necessary to include a statistical summary of the work in each county. The following form has been prepared to insure uniformity of reporting. In addition to the questions asked under each subdivision of the report, space is provided to add further data if desired. The statistical summary will grow naturally out of the field and office records.

Definitions of Terms Used in this Report.

1. A program of work is a definitely outlined plan for extension work.
2. A project is a definite, systematic, organized plan for carrying out some phase of the extension program of work, providing for what is to be done, how much, when, where, how, and by whom.
3. Miscellaneous work includes work which has not yet become a regular part of the program of work—work other than project work.
4. A community, for the purposes of this report, may be any one of the several units into which the county is divided for purposes of conducting organized extension work.
5. A project leader or local leader is a person, selected because of his or her special interest and fitness, who functions as a leader in advancing some phase of the local program of extension work.
6. A demonstration is an example designed to show the practical application of an established fact. Demonstrations as contemplated in this report are of two kinds, method demonstrations and result demonstrations.
   A method demonstration is a demonstration given by an extension worker or other trained leader to a group for the purpose of showing them how to carry out a practice. Synonym: Lecture demonstration. Examples: Demonstrations of canning, mixing of spray materials, and culling of poultry.
   A result demonstration is a demonstration carried on by a farmer, farm woman, boy, or girl under the direction of the extension service, involving a substantial period of time, records of results, and comparisons. Examples: Child-feeding, corn-culture, and orchard-management demonstrations.
7. A demonstrator is a farmer, farm woman, boy, or girl who, under the direction of the extension service, conducts a result demonstration.
8. Members completing should include those who have satisfactorily finished the work outlined for the current year.
9. A demonstration meeting is a meeting held to give a method demonstration or to start, inspect, or further a result demonstration.
10. A training meeting is a meeting at which project leaders or local leaders are trained to carry on extension activities in their respective communities.
11. An office call or telephone call is a visit or call by a farmer or other person seeking agricultural or home economics information, as a result of which some definite assistance or information is given.
12. A farm visit is a call at a farm by the agent at which some definite information is given or concrete plan of work outlined, or some valuable information obtained from the farmer regarding his work, or the better practice prevailing in his neighborhood.
13. A home visit is a call at a home by the agent at which some definite information is given or concrete plan of work outlined, or some valuable information obtained from the farm woman regarding her work, or the better practice prevailing in her neighborhood.
14. Days in office should include time spent by the county agent in his office, at county agent conferences, and any other work directly related to office administration.
15. Days in field should include all days spent on official duty other than those spent in office.
16. Letters written should include all single letters on official business.

Definitions of Terms Used in this Report—Continued.

17. A farmers' institute is one of a series of meetings of one to two days' duration, arranged by a central State farmers' institute agency, at which agricultural and home-economics problems are discussed, usually by outside speakers employed for the purpose.
18. An extension or movable school is an itinerant school usually of two to six days' duration where practical but systematic instruction is given to persons not resident at the college. An extension short course differs from an extension school in that it is usually held at the college or other educational institution and usually for a longer period of time, but not exceeding two weeks.
19. Records consist of definite information filed in the county office that will enable the agent to verify the data on extension work included in this report.
20. Farm or home practice adopted is a new or improved practice adopted on a farm or in a home during the year as a result of extension teaching. Examples: Spraying of potatoes for disease, canning of fruits and vegetables, use of balanced rations, and hat making.

GENERAL ACTIVITIES.

Report only this year's extension activities and results that are supported by records.

If an assistant agent has been employed during the year, include his or her work with that of the agent.

1. List below the names, titles, and periods of service of the county extension agents whose work is included in this report. 1

(Name.)	(Title.)	(Months of service this year.)
MARY E. STILWELL	ASSISTANT DIRECTOR	12

2. Number of communities in county where extension work should be conducted 73 2
3. Number of above communities in which the extension program has been cooperatively worked out by extension agents and people concerned 56 3
4. Number of voluntary county, community, or local leaders actively engaged in forwarding the extension program with— 4
   - (a) Juniors 47
   - (b) Adults 186
5. Number of clubs carrying on extension work: 5
   - (a) Junior 33
   - (b) Adult 38
6. Membership in above clubs:
   - (a) Boys ..... 2 (c) Men .....
   - (b) Girls ..... 407 (d) Women 649
7. Number of club members completing: 7
   - (a) Boys ..... 2 (c) Men .....
   - (b) Girls ..... 285 (d) Women 554
8. Number of members in junior club work for four or more years: 8
   - (a) Boys .....
   - (b) Girls 27

General Activities—Continued.

9. Number of junior judging or demonstration teams trained 40 9
10. Number entering college this year who have been club members 7 10
11. Total number of farm visits [1] made in conducting extension work 16 11
12. Number of different farms visited 125 12
13. Total number of home [1] visits made in conducting extension work 2709 13
14. Number of different homes visited 660 14
15. Number of calls [2] relating to extension work ..... (a) Office ..... 1268; (b) Telephone 2316 15
16. Number of days agent spent in office 323½ 16
17. Number of days agent spent in field 891 17
18. Number of individual letters written 10350 18
19. Number of fairs at which extension exhibits were made ..... (d) State ..... 1; (a) Community ..... 4; (b) County ..... 9; (c) Southern Nevada 1 19
20. Training meetings [2] held for local leaders ..... (a) Number ..... 63; (b) Leaders in attendance 442 20
21. Method and result demonstration meetings [2] held (do not include meetings reported in number 20) ..... (a) Number ..... 773; (b) Attendance 15367 21
22. Farmers' institutes [2] held ..... (a) Number ..... 1; (b) Attendance 1200 22
23. Extension schools [2] and short courses held ..... (a) Number ..... 0; (b) Attendance 0 23
24. Junior club encampments held: 24
    - (a) Number ..... 1 *
    - (b) Attendance by club members ..... (1) Boys .....; (2) Girls 129
    - (c) Total attendance 273*
25. Other extension meetings attended and not previously reported ..... (a) Number ..... 323; (b) Attendance 14093 25
26. Number of meetings at which were shown ..... (a) Lantern slides ..... 1; (b) Motion pictures ..... 6; (c) Charts 10 26

[Use space below to include other important data.]

* This is the same camp reported in Mr. Foster's report.

[1] Do not count the same visit as both a farm visit and a home visit.
[2] See definition on page 3.

PROGRAM SUMMARY

List below information on each project of the program of work for the year. If an assistant agent has been employed during the year, include his or her time with that of the agent. **This page should not be filled out until the questions on the following pages have been answered.**

Title of project.	Number of communities participating.[1] (a)	Number of local leaders assisting.[2] (b)	Days specialists helped. (c)	Days agent devoted to projects. (d)	
[Illustrative entry.] *Poultry*	6	7	2	14	
27. Soils (page 7)	-	-	-	-	27
28. Farm crops (pages 8, 9, 10, 11)	-	-	-	-	28
29. {Horticulture (page 12)—home gardens (page 27) / Beautification of home grounds (page 26)}	25	24	3	61	29
30. Forestry (page 13)	-	-	-	-	30
31. Rodents, predatory animals, and birds (page 13)	-	-	-	-	31
32. Animal husbandry (pages 14, 15, columns *b, c, d, f*)	-	-	-	-	32
33. Dairy husbandry (pages 14, 15, column *a*)—home dairy (page 29)	5	4	2	5	33
34. Poultry husbandry (pages 14, 15, column *e*)—home poultry (page 28)	8	3	8	24	34
35. {Rural engineering (page 16) / Rural engineering—home (page 26)}	7	4	-	6	35
36. Agricultural economics (pages 17, 18)—home marketing (page 30)	-	-	-	-	36
37. Foods (pages 19, 20)	24	30	3	111	37
38. Nutrition (page 21)	42	63	54½	234	38
39. Clothing (page 22)	36	49	4	239	39
40. Home management (page 23)	15	15	-	30	40
41. House furnishings (page 24)	29	31	1	88¼	41
42. Home health and sanitation (page 25)	11	7	12	38	42
43. Community activities (pages 18, 31)	22	22	1	68	43
44. Miscellaneous (pages 18, 31)	40	2	16	172	44
TOTAL	X X X	X X X			

[1] The individual entries in this column should not exceed entry for question 2, page 4.
[2] The individual entries in this column should not exceed entry for question 4, page 4.

FARM-DEMONSTRATION WORK.

SOILS.[1]

Report only this year's extension activities and results that are supported by records.

45. Number of method demonstrations given. (See definition 6, page 3.) 45
46. Number of result demonstrations started or under way. (See definition 6, page 3.) 46
47. Number of result demonstrations completed or carried through the year 47
48. Number of acres involved in these completed demonstrations 48
49. Number of farms adopting improved practices in the use of commercial fertilizer this year 49
50. Tons involved in preceding question 50
51. Number of farms taking better care of farm manures this year 51
52. Number of farms using lime or limestone for the first time 52
53. Tons of lime or limestone so used 53
54. Number of farms plowing under cover or other green manure crops for the first time 54
55. Acres of cover and green manure crops so plowed under 55
56. Total number of different farms adopting improved practices, relative to the soils work reported on this page. (Include questions 47, 49, 51, 52, and 54 less duplications.) 56

[Use space below to include other important data relating to soils.]

[1] For drainage, irrigation, land clearing, and terracing see "Rural Engineering," page 16.

CEREALS.[1]

Report only this year's extension activities and results that are supported by records.

Item	(a) Corn.	(b) Wheat.	(c) Oats.	(d) Rye.	(e) Barley.	(f) Other.[2]	
57. Number of method demonstrations given							57
58. Number of adult result demonstrations started or under way							58
59. Number of adult result demonstrations completed or carried through the year							59
60. Acres involved in these completed demonstrations							60
61. Increased yield per acre on demonstrations	bu.	bu.	bu.	bu.	bu.	bu.	61
62. Number of junior clubs [3]							62
63. Number of members enrolled (a) Boys							63
63. Number of members enrolled (b) Girls							
64. Number of members completing (a) Boys							64
64. Number of members completing (b) Girls							
65. Number of acres grown by junior club members completing							65
66. Total yield of cereals grown by junior club members	bu.	bu.	bu.	bu.	bu.	bu.	66
67. Number of farms planting improved seed for the first time							67
68. Number of farms practicing seed selection for the first time							68
69. Number of farms treating seed grain for smut for the first time							69
70. Total number of different farms adopting improved practices relative to the cereal work reported on this page							70

[Use space below to include other important data relating to cereals.]

[1] Report fall-sown crops the year they are harvested.
[2] Indicate crop by name.
[3] States which do not organize clubs on a project basis should not report on this question but should report on enrollment and completion.

LEGUMES AND FORAGE CROPS.

Report only this year's extension activities and results that are supported by records.

Item.	(a) Alfalfa.	(b) Soybeans.	(c) Sweet clover.	(d) Crimson clover.	(e) Clover (red, alsike, white).	(f) Cowpeas.	
71. Number of method demonstrations given							71
72. Number of adult result demonstrations started or under way							72
73. Number of adult result demonstrations completed or carried through the year							73
74. Acres involved in these completed demonstrations							74
75. Increased yield [1] per acre on demonstrations	tons	bu. tons	tons	tons	tons	bu. tons	75
76. Number of junior clubs [2]							76
77. Number of members enrolled (a) Boys							77
77. Number of members enrolled (b) Girls							
78. Number of members completing (a) Boys							78
78. Number of members completing (b) Girls							
79. Number of acres grown by junior club members completing							79
80. Total yield [1] of crops grown by junior club members	tons	bu. tons	tons	tons	tons	bu. tons	80
81. Number of farms planting improved seed for the first time							81
82. Number of farms practicing seed selection for the first time							82
83. Number of farms inoculating for these crops for the first time							83
84. Total number of different farms adopting improved practices relative to the legumes and forage crops reported on this page							84

[Use space below to include other important data relating to legumes and forage crops.]

[1] Indicate whether yield is bushels of seed or tons of cured forage.
[2] States which do not organize clubs on a project basis should not report on this question but should report on enrollment and completion.

LEGUMES AND FORAGE CROPS—Continued.

Report only this year's extension activities and results that are supported by records.

Item.	(g) Velvet beans.	(h) Field beans.	(i) Peanuts.	(j) Lespedeza.	(k) Pastures.	(m) Other.[1]	
71. Number of method demonstrations given							71
72. Number of adult result demonstrations started or under way							72
73. Number of adult result demonstrations completed or carried through the year							73
74. Acres involved in these completed demonstrations							74
75. Increased yield [2] per acre on demonstrations	bu. / tons	bu.	bu.	tons	X X X	bu. / tons	75
76. Number of junior clubs [3]							76
77. Number of members enrolled (a) Boys							77
77. Number of members enrolled (b) Girls							
78. Number of members completing (a) Boys							78
78. Number of members completing (b) Girls							
79. Number of acres grown by junior club members completing							79
80. Total yield [2] of crops grown by junior club members	bu. / tons	bu.	bu.	tons	X X X	bu. / tons	80
81. Number of farms planting improved seed for the first time							81
82. Number of farms practicing seed selection for the first time							82
83. Number of farms inoculating for these crops for the first time							83
84. Total number of different farms adopting improved practices relative to the legumes and forage crops reported on this page							84

[Use space below to include other important data relating to legumes and forage crops.]

[1] Indicate crop by name.
[2] Indicate whether yield is bushels of seed or tons of cured forage.
[3] States which do not organize clubs on a project basis should not report on this question but should report on enrollment and completion.

POTATOES, COTTON, TOBACCO, AND OTHER SPECIAL CROPS.

Report only this year's extension activities and results that are supported by records.

Item.	(a) Irish potatoes.	(b) Sweet potatoes.	(c) Cotton.	(d) Tobacco.	(e) Other.[1]	
85. Number of method demonstrations given						85
86. Number of adult result demonstrations started or under way						86
87. Number of adult result demonstrations completed or carried through the year						87
88. Acres involved in these completed demonstrations						88
89. Increased yield per acre on demonstrations	bu.	bu.	lbs.[2]	lbs.		89
90. Number of junior clubs [3]						90
91. Number of members enrolled (a) Boys						91
91. Number of members enrolled (b) Girls						
92. Number of members completing work (a) Boys						92
92. Number of members completing work (b) Girls						
93. Number of acres grown by junior club members completing						93
94. Total yield of crops grown by junior club members	bu.	bu.	lbs.[2]	lbs.		94
95. Number of farms planting improved seed for the first time						95
96. Number of farms practicing seed selection for the first time						96
97. Number of farms treating seed for disease for the first time						97
98. Number of farms spraying or dusting for diseases and insects for the first time						98
99. Total number of different farms adopting improved practices relative to potatoes, cotton, tobacco, and other special crops reported on this page						99

[Use space below to include other important data relating to potatoes, cotton, tobacco, and other special crops.]

[1] Indicate crop by name.
[2] Report yield of cotton in pounds of seed cotton.
[3] States which do not organize clubs or groups on a project basis should not report on this question but should report on enrollment and completion.

HORTICULTURE.

Report only this year's extension activities and results that are supported by records.

Item.	(a) Tree fruits.	(b) Bush and small fruits.	(c) Grapes.	(d) Market gardening, truck and canning crops.	(e) Home gardens.	(f) Beautification of home grounds.	
100. Number of method demonstrations given							100
101. Number of adult result demonstrations started or under way							101
102. Number of adult result demonstrations completed or carried through the year							102
103. Acres involved in these completed demonstrations					X X X	X X X	103
104. Increased yield per acre on demonstrations	bu.	qts.	lbs.	bu.	X X X	X X X	104
105. Number of junior clubs [1]							105
106. Number of members enrolled (a) Boys							106
106. Number of members enrolled (b) Girls							
107. Number of members completing (a) Boys							107
107. Number of members completing (b) Girls							
108. Number of acres grown by junior club members completing						X X X	108
109. Total yield of crops grown by junior club members	bu.	qts.	lbs.	bu.	bu.	X X X	109
110. Number of farms planting improved stock or seed for the first time							110
111. Number of farms pruning for the first time							111
112. Number of units involved in preceding question	trees	acres	acres	X X X	X X X	X X X	112
113. Number of farms spraying or otherwise treating for diseases and insect pests for the first time							113
114. Number of units involved in preceding question	acres	acres	acres	acres	X X X	X X X	114
115. Number of farms adopting improved practices relative to the horticultural work reported on this page							115

[Use space below to include other important data relating to horticulture.]

[1] States which do not organize clubs or groups on a project basis should not report on this question but should report on enrollment and completion.

FORESTRY.

Report only this year's extension activities and results that are supported by records.

116. Number of method demonstrations given 116
117. Number of adult result demonstrations started or under way 117
118. Number of adult result demonstrations completed or carried through the year 118
119. Number of acres included in these completed demonstrations 119
120. Number of junior clubs [1] 120
121. Number of members enrolled (a) Boys ..... (b) Girls 121
122. Number of members completing (a) Boys ..... (b) Girls 122
123. Number of acres handled by junior club members 123
124. Number of forest or wood-lot plantings made this year 124
125. Acres involved in preceding question 125
126. Number of farms assisted in wood-lot management this year 126
127. Acres involved in preceding question 127
128. Number of farms planting windbreaks this year 128
129. Number of farms attempting to control white-pine blister rust for first time 129
130. Number of acres involved in preceding question 130
131. Total number of farms adopting improved practices relative to the forestry work reported on this page 131

[Use space below to include other important data relating to forestry.]

RODENTS AND MISCELLANEOUS [2] INSECT AND ANIMAL PESTS.

Report only this year's extension activities and results that are supported by records.

Item.	(a) Rodents.	(b) Other animal pests.[3]	(c) Grasshoppers.	(d) Other insects.[3]	
132. Number of method demonstrations given					132
133. Number of result demonstrations started or under way					133
134. Number of such demonstrations completed or carried through the year					134
135. Number of acres in these completed demonstrations					135
136. Total number of farms cooperating in control measures this year					136
137. Number of acres involved in preceding question					137

[1] States which do not organize clubs on a project basis should not report on this question but should report on enrollment and completion.
[2] Do not include work reported under "Crop" and "Livestock" headings.
[3] Indicate by name.

LIVESTOCK.

Report only this year's extension activities and results that are supported by records.

Item.	(a) Dairy cattle	(b) Beef cattle.	(c) Swine.	(d) Sheep.	(e) Poultry.	(f) Other.[1]	
138. Number of method demonstrations given							138
139. Number of adult result demonstrations started or under way							139
140. Number of adult result demonstrations completed or carried through the year							140
141. Number of animals involved in these completed demonstrations							141
142. Total profit or saving on demonstrations							142
143. Number of junior clubs[2]							143
144. Number of members enrolled (a) Boys							144
(b) Girls							
145. Number of members completing (a) Boys							145
(b) Girls							
146. Number of animals involved in junior club work completed							146
147. Number of farms assisted in obtaining purebred sires this year							147
148. Number of farms assisted in obtaining high-grade or purebred females this year							148
149. Number of farms culling herds or flocks for the first time							149
150. Number of animals in such herds or flocks							150
151. Number of animals discarded							151
152. Number of bull, boar, ram, or stallion circles, clubs, or associations organized during the year					X X X		152
153. Number of members in preceding circles, clubs, etc					X X X		153
154. Number of breed associations or clubs organized during the year							154
155. Number of members in these associations or clubs							155

[1] Indicate by name.
[2] States which do not organize clubs on a project basis should not report on this question but should report on enrollment and completion.

LIVESTOCK—Continued.

Report only this year's extension activities and results that are supported by records.

Item.	(a) Dairy cattle.	(b) Beef cattle.	(c) Swine.	(d) Sheep.	(e) Poultry.	(f) Other.[1]	
156. Number of cow-testing associations organized or reorganized during the year		XXX	XXX	XXX	XXX	XXX	156
157. Number of members in these associations		XXX	XXX	XXX	XXX	XXX	157
158. Number of farms not in associations testing cows for production		XXX	XXX	XXX	XXX	XXX	158
159. Number of cows under test by such associations and individual farms		XXX	XXX	XXX	XXX	XXX	159
160. Number of farms adopting improved practices in the sanitary production and care of milk this year		XXX	XXX	XXX	XXX	XXX	160
161. Number of farmers feeding better-balanced rations for the first time							161
162. Number of farmers controlling insect pests for the first time							162
163. Number of farmers directly influenced to test animals for tuberculosis this year			XXX	XXX	XXX	XXX	163
164. Number of farmers directly influenced to vaccinate animals for blackleg this year			XXX	XXX	XXX	XXX	164
165. Number of farmers directly influenced to vaccinate swine for cholera this year	XXX	XXX		XXX	XXX	XXX	165
166. Total number of different farms adopting improved practices relative to the livestock work reported on pages 14 and 15							166

[Use space below to include other important data relating to livestock.]

[1] Indicate by name.

RURAL ENGINEERING.

Report only this year's extension activities and results that are supported by records.

167. Number of method demonstrations given 167
168. Number of result demonstrations started or under way 168
169. Number of result demonstrations completed or carried through the year 169
170. Number of farms installing drainage systems this year 170
171. Acres drained 171
172. Number of farms installing irrigation systems this year 172
173. Acres irrigated 173
174. Number of farms constructing terraces or soil dams this year 174
175. Acres on which soil erosion was so prevented 175
176. Number of dwellings constructed this year according to plans furnished 176
177. Number of dwellings remodeled this year according to plans furnished 177
178. Number of sewage-disposal systems installed this year according to plans furnished 178
179. Number of water systems installed this year according to plans furnished 179
180. Number of heating systems installed this year according to plans furnished 180
181. Number of lighting systems installed this year according to plans furnished 181
182. Number of farms on which buildings other than dwellings were constructed or remodeled this year according to plans furnished 182
183. Number of buildings involved in preceding question 183
   - (a) Barns .....
   - (b) Hog houses .....
   - (c) Poultry houses .....
   - (d) Silos .....
   - (e) Other .....
184. Number of farms clearing land of stumps or boulders this year 184
185. Acres of land so cleared 185
186. Total number of different farms adopting improved practices relative to the rural-engineering work reported on this page 186

[Use space below to include other important data relating to rural engineering.]

.....
.....
.....
.....
.....
.....
.....
.....
.....

AGRICULTURAL ECONOMICS.

Report only this year's extension activities and results that are supported by records.

FARM MANAGEMENT.

187. Number of method demonstrations given 187
188. Number of farm-account books distributed this year 188
189. Number of farmers keeping records in such account books throughout the year 189
190. Number of farmers assisted in summarizing and interpreting their accounts 190
191. Number of farmers making changes in their business as result of keeping accounts 191
192. Number of other farmers adopting cropping, livestock, or complete farming systems this year according to recommendations 192
193. Number of junior farm-account clubs [1] 193
194. Number of members enrolled 194
   - (a) Boys .....
   - (b) Girls .....
195. Number of members completing 195
   - (a) Boys .....
   - (b) Girls .....
196. Number of farmers advised relative to leases this year 196
197. Number of farm-management and farm-account schools held this year 197
198. Number of farmers assisted in keeping cost-of-production records this year 198
199. Total number of different farms adopting improved practices relative to the farm-management work reported on this page 199

CREDIT.

200. Number of farm-loan or other credit associations organized this year with assistance of extension service 200
201. Membership in above associations 201
202. Number of other farmers assisted in obtaining credit 202

MARKETING.

203. Number of method demonstrations given 203
204. List below the cooperative-marketing associations organized *during this year* upon suggestion or with counsel of the extension service. 204

(a) Name of association or group.	(b) Number of members.	Supplies and products handled.	Supplies purchased.		Products sold.	
			(c) Value.	(d) Saving.	(e) Value.	(f) Profit.
			$	$	$	$
TOTAL						

[1] States which do not organize clubs on a project basis should not report on this question but should report on enrollment and completion.

AGRICULTURAL ECONOMICS—Continued.

Report only this year's extension activities and results that are supported by records.

205. List below this year's results in connection with the cooperative-marketing associations in the county *previously* organized and with which the extension service counseled or advised. 205

(a) Name of association or group.	(b) Number of members.	Supplies and products handled.	Supplies purchased. (c) Value.	Supplies purchased. (d) Saving.	Products sold. (e) Value.	Products sold. (f) Profit.
			$	$	$	$
TOTAL						

205½. Total number of different farms adopting improved marketing practices (include entries for questions 204 (*b*) and 205 (*b*) less duplications plus other farms not in cooperative associations) 205½

COMMUNITY ACTIVITIES AND MISCELLANEOUS.

Report only this year's extension activities and results that are supported by records.

Use this space to include work on any other agricultural project not included in the preceding pages, such as beekeeping, and similar work, i. e., any other information that can be reported statistically and that will help to give a complete account of the year's work.

Item.	(a) Beekeeping.	(b)[1]	(c)[1]	
206. Number of method demonstrations given				206
207. Number of adult result demonstrations started or under way				207
208. Number of result demonstrations completed or carried through the year				208
209. Number of units in these completed demonstrations				209
210. Number of junior clubs[2]				210
211. Number of members enrolled — (a) Boys / (b) Girls				211
212. Number of members completing — (a) Boys / (b) Girls				212
213. Number of units involved in junior club work completed				213
214. Total number of different farms adopting improved practices relative to the miscellaneous work reported on this page				214
[Use space below to include other important data relating to miscellaneous work.]				

[1] Indicate name over column.
[2] States which do not organize clubs or groups on a project basis should not report on this question but should report on enrollment and completion.

8—5146

HOME-DEMONSTRATION WORK.

FOODS.

Report only this year's extension activities and results that are supported by records.

FOOD PREPARATION.

215. Number of project clubs or groups[1]	(a) Women	14	215
	(b) Juniors	3	
216. Number of members enrolled in food preparation	(a) Women	196	216
	(b) Girls	13	
	(c) Boys	0	
217. Number of members completing	(a) Women	182	217
	(b) Girls	11	
	(c) Boys	0	
218. Number of method demonstrations given. (See definition 6, page 3.)		105	218
219. Number of result demonstrations started or under way. (See definition 6, page 3.)	(a) Women	109	219
	(b) Girls	24	
	(c) Boys	0	
220. Number of result demonstrations completed or carried through the year	(a) Women	91	220
	(b) Girls	8	
	(c) Boys	0	
221. Number of individuals adopting improved practices in bread making this year	(a) Women	32	221
	(b) Girls	20	
	(c) Boys	0	
222. Number of individuals adopting improved practices in meat cookery this year	(a) Women	55	222
	(b) Girls	14	
	(c) Boys	0	
223. Number of individuals adopting improved practices in vegetable cookery this year	(a) Women	121	223
	(b) Girls	27	
	(c) Boys	0	
224. Number of individuals adopting improved practices in preparation of dairy-product dishes this year	(a) Women	73	224
	(b) Girls	14	
	(c) Boys	0	
225. Number of individuals adopting improved practices in meal preparation and service this year	(a) Women	71	225
	(b) Girls	24	
	(c) Boys	0	
226. Number of homes budgeting the family food supply for the first time		29	226
227. Total number of different homes adopting improved practices relative to the food-preparation work reported on this page. (Include entries for questions 220, 221, 222, 223, 224, 225, and 226 less duplications.)		204	227

[Use space below to include other important data relating to food preparation.]

The above statistics do not include the large number of families influenced by the Keep Growing Demonstrations. No exact statistics are available, but the results in child growth and health indicate a wide spread of influence.

[1] States which do not organize clubs or groups on a project basis should not report on this question but should report on enrollment and completion.

8—5146

FOODS—Continued.

Report only this year's extension activities and results that are supported by records.

FOOD PRESERVATION.

228. Number of project clubs or groups [1]	(a) Women	15	228
	(b) Juniors	9	
229. Number of members enrolled in food preservation	(a) Women	270	229
	(b) Girls	57	
	(c) Boys	0	
230. Number of members completing	(a) Women	192	230
	(b) Girls	34	
	(c) Boys	0	
231. Number of method demonstrations given		33	231
232. Number of result demonstrations started or under way	(a) Women	79	232
	(b) Girls	34	
	(c) Boys	0	
233. Number of result demonstrations completed or carried through the year	(a) Women	60	233
	(b) Girls	27	
	(c) Boys	0	
234. Number of individuals adopting improved practices in preserving fruits and vegetables this year	(a) Women	190	234
	(b) Girls	44	
	(c) Boys	0	
235. Number of individuals adopting improved practices in preserving meats and fish this year	(a) Women	51	235
	(b) Girls	8	
	(c) Boys	0	
236. Number of homes providing better food storage for the first time		10	236
237. Total number of different homes adopting improved practices relative to the food-preservation work reported on this page		217	237
238. List below amount of food preserved by club members completing:			238

Kind of food.	(1) Women.	(2) Girls.	(3) Boys.
(a) Fruits and vegetables canned ... quarts	22,201	1,375	0
(b) Meats and fish canned ... quarts	807	21	0
(c) Jelly and preserves made ... quarts	5,197	411	0
(d) Fruit juices made ... quarts	0	0	0
(e) Pickles made ... quarts	1,542	80	0
(f) Fruits and vegetables dried ... pounds [2]	447	0	0
(g) Meats cured ... pounds [2]	8,250	0	0

[Use space below to include other important data relating to food preservation.]

[1] States which do not organize clubs or groups on a project basis should not report on this question but should report on enrollment and completion.
[2] Finished product.

NUTRITION.

Report only this year's extension activities and results that are supported by records.

239. Number of project clubs or groups [1]	(a) Women	5	239
	(b) Juniors	45	
240. Number of members enrolled in nutrition	(a) Women	102	240
	(b) Girls	1087	
	(c) Boys	1165	
241. Number of members completing	(a) Women	102	241
	(b) Girls	939	
	(c) Boys	1007	
242. Number of method demonstrations given		149	242
243. Number of result demonstrations started or under way	(a) Women	102	243
	(b) Girls	500	
	(c) Boys	452	
244. Number of result demonstrations completed or carried through the year	(a) Women	102	244
	(b) Girls	303	
	(c) Boys	358	
245. Number of individuals balancing family meals according to approved methods for the first time	(a) Women	83	245
	(b) Girls	0	
	(c) Boys	0	
246. Number of individuals preparing better school lunches for the first time	(a) Women	70	246
	(b) Girls	18	
	(c) Boys	16	
247. Number of schools induced to serve a hot dish or school lunch for the first time		6	247
248. Number of children involved in preceding question		120	248
249. Number of homes carrying out improved practices in child feeding for the first time		104	249
250. Number of children involved in preceding question		238	250
251. Total number of different homes adopting improved practices relative to the nutrition work reported on this page		307	251

[Use space below to include other important data relating to nutrition.]

Keep Growing Demonstration (school child nutrition)
Community demonstrations increased from 33 to 46.
2249 children examined
1969 children completed the demonstration
4% increase in normal children
4% decrease in dangerously underweight children
13 communities reached state goal of 75% either normal or slightly under weight, and only 10% dangerously underweight.

[1] States which do not organize clubs or groups on a project basis should not report on this question but should report on enrollment and completion.

CLOTHING.

Report only this year's extension activities and results that are supported by records.

252. Number of project clubs or groups [1]	(a) Women	18	252
	(b) Juniors	27	
253. Number of members enrolled in clothing work	(a) Women	231	253
	(b) Girls	326	
	(c) Boys	0	
254. Number of members completing	(a) Women	219	254
	(b) Girls	231	
	(c) Boys	0	
255. Number of method demonstrations given		193	255
256. Number of result demonstrations started or under way	(a) Women	128	256
	(b) Girls	234	
	(c) Boys	0	
257. Number of result demonstrations completed or carried through the year	(a) Women	219	257
	(b) Girls	210	
	(c) Boys	0	
258. Number of individuals adopting improved practices in selection and construction	(a) Women	219	258
	(b) Girls	151	
	(c) Boys	0	
259. Number of individuals adopting improved practices in renovation and remodeling	(a) Women	72	259
	(b) Girls	86	
	(c) Boys	0	
260. Number of individuals adopting improved practices in millinery	(a) Women	102	260
	(b) Girls	13	
261. Number of individuals adopting improved practices in costume designing	(a) Women	87	261
	(b) Girls	62	
262. Number of individuals adopting improved practices in infant wardrobe planning	(a) Women	18	262
	(b) Girls	0	
263. Number of individuals adopting improved practices in children's wardrobe planning	(a) Women	31	263
	(b) Girls	33	
264. Number of individuals adopting improved practices in adult wardrobe planning	(a) Women	108	264
	(b) Girls	50	
265. Total number of different homes adopting improved practices relative to the clothing work reported on this page		300	265
266. Number of dress forms made this year by	(a) Women	62	266
	(b) Girls	0	
267. Number of dresses and coats made this year by	(a) Women	553	267
	(b) Girls	281	
268. Number of undergarments made this year by	(a) Women	378	268
	(b) Girls	354	
269. Number of hats made this year by	(a) Women	154	269
	(b) Girls	30	

[Use space below to include other important data relating to clothing.]

[1] States which do not organize clubs or groups on a project basis should not report on this question but should report on enrollment and completion.

HOME MANAGEMENT.

Report only this year's extension activities and results that are supported by records.

270. Number of project clubs or groups [1]	(a) Women	22	270
	(b) Juniors	0	
271. Number of members enrolled in home management	(a) Women	339	271
	(b) Girls	0	
	(c) Boys	0	
272. Number of members completing	(a) Women	239	272
	(b) Girls	0	
	(c) Boys	0	
273. Number of method demonstrations given		62	273
274. Number of result demonstrations started or under way	(a) Women	297	274
	(b) Girls	0	
275. Number of result demonstrations completed or carried through the year	(a) Women	257	275
	(b) Girls	0	
276. Number of individuals following a systematized plan of household work for the first time	(a) Women	4	276
	(b) Girls	0	
277. Number of homes obtaining additional labor-saving equipment this year		232	277
278. Number of kitchens planned and rearranged for convenience this year		35	278
279. Number of individuals following improved laundry practices for the first time	(a) Women	16	279
	(b) Girls	0	
280. Number of individuals making budgets and keeping accounts for the first time	(a) Women	5	280
	(b) Girls	0	
281. Total number of different homes adopting improved practices relative to the home-management work reported on this page		299	281

282. List below the number of labor-saving appliances involved in question 277: 282

(a) Hand washing machines	2	(f) Kitchen cabinets	5
(b) Power washing machines	13	(g) Electric or gasoline irons	1
(c) Fireless cookers	5	(h) Stationery tubs	3
(d) Kitchen sinks	11	(i) Kitchen pump	1
(e) Power vacuum cleaners	9	(j) Pressure Cookers	31

[Use space below to include other important data relating to home management.]

Electric motors	2	Miscellaneous	13
Power sewing machines	2	Bars soap made	13,268
Cleaning equipment	89	Lights installed	2*
Kitchen equipment	186		
Other labor savers	165		
Ranges and Stoves	8		
Evaporators	7		

[1] States which do not organize clubs or groups on a project basis should not report on this question but should report on enrollment and completion.

* In addition to figures shown on page 26.

HOUSE FURNISHINGS.

Report only this year's extension activities and results that are supported by records.

283. Number of project clubs or groups [1]	(a) Women	29	283
	(b) Juniors	1	
284. Number of members enrolled in house furnishings	(a) Women	384	284
	(b) Girls	0	
	(c) Boys	0	
285. Number of members completing	(a) Women	280	285
	(b) Girls	0	
	(c) Boys	0	
286. Number of method demonstrations given		94	286
287. Number of result demonstrations started or under way	(a) Women	279	287
	(b) Girls	5	
	(c) Boys	0	
288. Number of result demonstrations completed or carried through the year	(a) Women	232	288
	(b) Girls	5	
	(c) Boys	0	
289. Number of individuals adopting improved practices in selection and arrangement of furnishings this year	(a) Women	181	289
	(b) Girls	5	
	(c) Boys	0	
290. Number of individuals adopting improved practices in the repairing and remodeling of furnishings this year	(a) Women	154	290
	(b) Girls	5	
	(c) Boys	0	
291. Number of individuals adopting improved practices in wall, woodwork, and floor treatment this year	(a) Women	133	291
	(b) Girls	0	
	(c) Boys	0	
292. Number of rooms involved in questions 289, 290, and 291	(a) Bedrooms	35	292
	(b) Living rooms	46	
	(c) Dining rooms	34	
	(d) Other rooms	75	
293. Total number of different homes adopting improved practices relative to the house-furnishing work reported on this page		310	293

[Use space below to include other important data relating to house furnishings.]

Pieces of china painted	635	Furniture purchases, refinished or upholstered	105
Polychromed articles	93	Rugs made or purchased	17
Lamps made	25	Miscellaneous	79
Baskets	36	Radios	10
Household linen	213		
Pairs of curtains	50		
quilts	95		

[1] States which do not organize clubs or groups on a project basis should not report on this question but should report on enrollment and completion.

HOME HEALTH—SANITATION.

Report only this year's extension activities and results that are supported by records.

294. Number of project clubs or groups [1]	(a) Women	5	294
	(b) Juniors	1	
295. Number of members enrolled in home health and sanitation	(a) Women	138	295
	(b) Girls	0	
	(c) Boys	0	
296. Number of members completing	(a) Women	88	296
	(b) Girls	0	
	(c) Boys	0	
297. Number of method demonstrations given		43	297
298. Number of result demonstrations started or under way	(a) Women	60	298
	(b) Girls	93	
	(c) Boys	115	
299. Number of result demonstrations completed or carried through the year	(a) Women	60	299
	(b) Girls	0	
	(c) Boys	0	

HEALTH.[2]

300. Number of homes adopting recommended health practices this year	260	300
301. Number of individuals adopting recommended practices in—		301

(a) Use of health score card	200	(f) Care of skin and hair	210
(b) Good posture	4	(g) Home nursing	108
(c) Prevention of colds	260	(h) First aid	108
(d) Good elimination	242	(i)	
(e) Care of teeth	500	(j)	

302. Is your health program coordinated with the work of State and county health authorities?	(a) Yes	2	302
	(b) No		

SANITATION.

303. Number of homes installing sanitary closets or outhouses this year according to plans furnished	4	303
304. Number of homes screened for the first time	6	304
305. Number of homes following other methods of controlling flies, mosquitoes, and other insects for the first time	10	305
306. Total number of different homes adopting improved practices relative to the sanitation work reported on this page	100	306

[Use space below to include other important data relating to home health and sanitation.]

[1] States which do not organize clubs or groups on a project basis should not report on this question but should report on enrollment and completion.
[2] It is assumed that this work is conducted in cooperation with State and county health authorities.

RURAL ENGINEERING—HOME.

Report only this year's extension activities and results that are supported by records.

Do not list information which has been previously reported on page 16.

307. Number of method demonstrations given	8	307
308. Number of result demonstrations started or under way	19	308
309. Number of result demonstrations completed or carried through the year	17	309
310. Number of dwellings constructed this year according to plans furnished	2	310
311. Number of dwellings remodeled this year according to plans furnished	7	311
312. Number of sewage-disposal systems installed this year according to plans furnished	16	312
313. Number of water systems installed this year according to plans furnished	8	313
314. Number of heating systems installed this year according to plans furnished	6	314
315. Number of lighting systems installed this year according to plans furnished	5	315
316. Number of poultry houses constructed this year according to plans furnished	0	316
317. Total number of different homes adopting improved practices relative to the rural-engineering work reported on this page	36	317

[Use space below to include other important data relating to rural engineering.]

BEAUTIFICATION OF HOME GROUNDS.

Report only this year's extension activities and results that are supported by records.

Do not list information which has been previously reported on page 12.

318. Number of project clubs or groups [1]	(a) Women	2	318
	(b) Juniors	0	
319. Number of members enrolled in beautification of home grounds	(a) Women	4	319
	(b) Girls	0	
	(c) Boys	0	
320. Number of members completing	(a) Women	4	320
	(b) Girls	0	
	(c) Boys	0	
321. Number of method demonstrations given		3	321
322. Number of result demonstrations started or under way	(a) Women	24	322
	(b) Girls	0	
	(c) Boys	0	
323. Number of result demonstrations completed or carried through the year	(a) Women	24	323
	(b) Girls	0	
	(c) Boys	0	
324. Number of home grounds planted this year according to a landscape plan		0	324
325. Number of school and community grounds planted this year according to a landscape plan		1	325
326. Number of homes painted or whitewashed this year as a result of instruction in beautification		26	326
327. Total number of different homes beautifying home grounds this year		16	327

[Use space below to include other important data relating to beautification of home grounds.]

[1] States which do not organize clubs or groups on a project basis should not report on this question but should report on enrollment and completion.

HOME GARDENS.

Report only this year's extension activities and results that are supported by records.

Do not list information which has been previously reported on page 12.

328. Number of project clubs or groups [1]	(a) Women	23	328
	(b) Juniors	1	
329. Number of members enrolled in home gardens	(a) Women	209	329
	(b) Girls	11	
	(c) Boys	2	
330. Number of members completing	(a) Women	164	330
	(b) Girls	9	
	(c) Boys	2	
331. Number of method demonstrations given		16	331
332. Number of result demonstrations started or under way	(a) Women	165	332
	(b) Girls	9	
	(c) Boys	0	
333. Number of result demonstrations completed or carried through the year	(a) Women	146	333
	(b) Girls	9	
	(c) Boys	0	
334. Number of gardens involved in result demonstrations	(a) Women	155	334
	(b) Girls	9	
	(c) Boys	0	
335. Number of individuals adopting improved practices in growing fruit trees this year	(a) Women	6	335
	(b) Girls	0	
	(c) Boys	0	
336. Number of individuals adopting improved practices in growing bush and small fruits this year	(a) Women	10	336
	(b) Girls	0	
	(c) Boys	0	
337. Number of individuals adopting improved practices in growing grapes this year	(a) Women	0	337
	(b) Girls	0	
	(c) Boys	0	
338. Number of individuals adopting improved practices in growing vegetables this year	(a) Women	130	338
	(b) Girls	9	
	(c) Boys	0	
339. Number of individuals saving improved stock or seed for the first time	(a) Women	33	339
	(b) Girls	4	
	(c) Boys	0	
340. Number of homes spraying or otherwise treating garden crops for diseases and insect pests for the first time		43	340
341. Number of individuals growing winter gardens for the first time	(a) Women	24	341
	(b) Girls	0	
	(c) Boys	0	
342. Total number of different homes adopting improved practices relative to the home-garden work reported on this page		194	342

[Use space below to include other important data relating to home gardens.]

Elko: Berries sold from one small garden. Made a profit of $500.00
(See McElhinney's report)

[1] States which do not organize clubs or groups on a project basis should not report on this question but should report on enrollment and completion.

HOME POULTRY.

Report only this year's extension activities and results that are supported by records.

Do not list information which has been previously reported on pages 14 and 15.

343. Number of project clubs or groups [1]	(a) Women	1	343
	(b) Juniors	0	
344. Number of members enrolled in home poultry	(a) Women	12	344
	(b) Girls	0	
	(c) Boys	0	
345. Number of members completing	(a) Women	0	345
	(b) Girls	0	
	(c) Boys	0	
346. Number of method demonstrations given		0	346
347. Number of result demonstrations started or under way	(a) Women	0	347
	(b) Girls	0	
	(c) Boys	0	
348. Number of result demonstrations completed or carried through the year	(a) Women	0	348
	(b) Girls	0	
	(c) Boys	0	
349. Number of birds in result demonstrations raised or managed by	(a) Women	0	349
	(b) Girls	0	
	(c) Boys	0	
350. Total profit on result demonstrations conducted by	(a) Women	0	350
	(b) Girls	0	
	(c) Boys	0	
351. Number of individuals culling flocks for the first time	(a) Women	0	351
	(b) Girls	0	
	(c) Boys	0	
352. Number of homes culling flocks for the first time		0	352
353. Number of birds in these flocks		0	353
354. Number of birds discarded		0	354
355. Number of homes feeding better-balanced poultry rations for the first time		0	355
356. Number of individuals assisted in obtaining standard-bred eggs for hatching this year	(a) Women	0	356
	(b) Girls	0	
	(c) Boys	0	
357. Number of homes assisted in obtaining standard-bred cockerels this year		0	357
358. Number of individuals adopting improved practices in early hatching and chick rearing this year	(a) Women	0	358
	(b) Girls	0	
	(c) Boys	0	
359. Number of homes directly assisted in increasing the family income this year through poultry			359
360. Number of homes controlling poultry insects for the first time		0	360
361. Total number of different homes adopting improved practices relative to the home-poultry work reported on this page		0	361

[Use space below to include other important data relating to home poultry.]

Lane: Poultry work begun, 12 women signed to keep egg records. On February 1 agricultural agent took over work.

Zimmerman: See agricultural agent's report. Excellent work has been done in this county. Many women have made home improvements with money received from poultry.

[1] States which do not organize clubs or groups on a project basis should not report on this question but should report on enrollment and completion.

HOME DAIRY.

Report only this year's extension activities and results that are supported by records.

Do not list information which has been previously reported on pages 14 and 15.

362. Number of project clubs or groups [1]	(a) Women	0	362
	(b) Juniors	0	
363. Number of members enrolled in home-dairy work	(a) Women	14	363
	(b) Girls	0	
	(c) Boys	0	
364. Number of members completing	(a) Women	14	364
	(b) Girls	0	
	(c) Boys	0	
365. Number of method demonstrations given		2	365
366. Number of result demonstrations started or under way	(a) Women	10	366
	(b) Girls	0	
	(c) Boys	0	
367. Number of result demonstrations completed or carried through the year	(a) Women	10	367
	(b) Girls	0	
	(c) Boys	0	
368. Number of cows or calves in result demonstrations raised or managed by	(a) Women	0	368
	(b) Girls	0	
	(c) Boys	0	
369. Number of homes feeding better dairy rations for the first time		0	369
370. Number of homes adopting better practices in the sanitary production and care of milk this year		4	370
371. Number of homes adopting better practices in butter or cheese making this year		23	371
372. Number of pounds of butter made		1626	372
373. Number of pounds of cheese made		40	373
374. Total number of different homes adopting improved practices relative to the home-dairy work reported on this page		28	374

[Use space below to list other important data relative to home dairying.]

[1] States which do not organize clubs or groups on a project basis should not report on this question but should report on enrollment and completion.

HOME MARKETING.

Report only this year's extension activities and results that are supported by records.

Do not list information which has been previously reported on pages 17 and 18.

375. Number of method demonstrations given 375

376. List below the cooperative-marketing associations organized *during this year* upon suggestion and counsel of the Extension Service. 376

(a) Name of association or group.	(b) Number of members.	Products sold. (c) Value.	Products sold. (d) Profit.	Supplies purchased. (e) Value.	Supplies purchased. (f) Saving.
Curb or bazaar markets		$	$	$	$
Egg circles					
TOTAL					

377. List below this year's results in connection with the cooperative-marketing associations in the county *previously* organized and with which the Extension Service counseled or advised. 377

(a) Name of association or group.	(b) Number of members.	Products sold. (c) Value.	Products sold. (d) Profit.	Supplies purchased. (e) Value.	Supplies purchased. (f) Saving.
Curb or bazaar markets		$	$	$	$
Egg circles					
TOTAL					

378. Number of homes standardizing and grading products for markets: 378

(a) Poultry and poultry products ..... (d) Fruits and vegetables .....

(b) Canned goods ..... (e) .....

(c) Dairy products ..... (f) .....

378½. Total number of different homes adopting improved marketing practices (include entries for questions 376 (b) and 377 (b) less duplications plus other homes not in cooperative associations) 378½

[Use space below to list the principal products handled in cooperative marketing associations reported above.]

COMMUNITY ACTIVITIES AND MISCELLANEOUS—HOME.

Report only this year's extension activities and results that are supported by records.

Do not list information which has been previously reported on page 18.

Use this page to include work on any other home-economics project not included in the preceding pages, such as recreation, basket making, and similar work, i. e., any other information that can be reported statistically and that will help to give a complete account of the year's work.

Item.		(a)[1] Recreation	(b)[1] Handwork	(c)[1] Magazine	
379. Number of project clubs or groups [2]	(a) Women	15	15	3	379
	(b) Juniors	11	--	-	
380. Number of members enrolled	(a) Women	178	272	-	380
	(b) Girls	39	---	-	
	(c) Boys	--	---	-	
381. Number of members completing	(a) Women	178	272	-	381
	(b) Girls	39	---	-	
	(c) Boys	--	---	-	
382. Number of method demonstrations given		5	43	-	382
383. Number of result demonstrations started or under way	(a) Women	1	58	-	383
	(b) Girls	-	--	-	
	(c) Boys	-	2	-	
384. Number of result demonstrations completed or carried through the year	(a) Women	1	55	-	384
	(b) Girls	-	--	-	
	(c) Boys	-	2	-	
385. Number of units involved in such result demonstrations	(a) Women	8	78	-	385
	(b) Girls	-	--	-	
	(c) Boys	-	2	-	
386. Total number of different homes adopting improved practices relative to the miscellaneous work reported on this page		3	231	-	386

[Use space below to include other important data relating to miscellaneous work.]

[1] Indicate name over column.
[2] States which do not organize clubs or groups on a project basis should not report on this question but should report on enrollment and completion.

GOVERNMENT PRINTING OFFICE

TABLE OF CONTENTS

Article	Page
State Project Map	1
General Progress	2
General Program of Work	2
Personnel	2
Territory Covered	2
Organization of the Work	3
Project Leadership	4
Program Analysis & Determination	6
Office Work - Records and Reports	6
Cooperation with Other Agencies	6
Fairs and Exhibits	7
1925 Goals and Results	8
The Nutrition Project	12
Farm Home Gardens Sub-Project	12
Project Methods	12
Farm Home Garden Project Material	14
Food Preservation	19
Home Improvement Project	19
Home Improvement Score Cards	21
Diversification of Girls' Club Work	32
Nevada Health Club Contest	32
Club Health Contest Winners -- Pictures & Score Cards	34
Nevada's Keep Growing Demonstrations, 1925 (Map)	54
Nutrition Specialist Report - Keep Growing Demonstrations	55
Hot School Lunch Bulletin	138

U N I V E R S I T Y O F N E V A D A

Agricultural Extension Division,

Cecil W. Creel,

Director.

ANNUAL REPORT OF ADULT WORK

- in -

(Home and Community Projects)

-for-

1 9 2 4

by

Mary E. Stilwell

Assistant Director

HOME & COMMUNITY PROJECTS

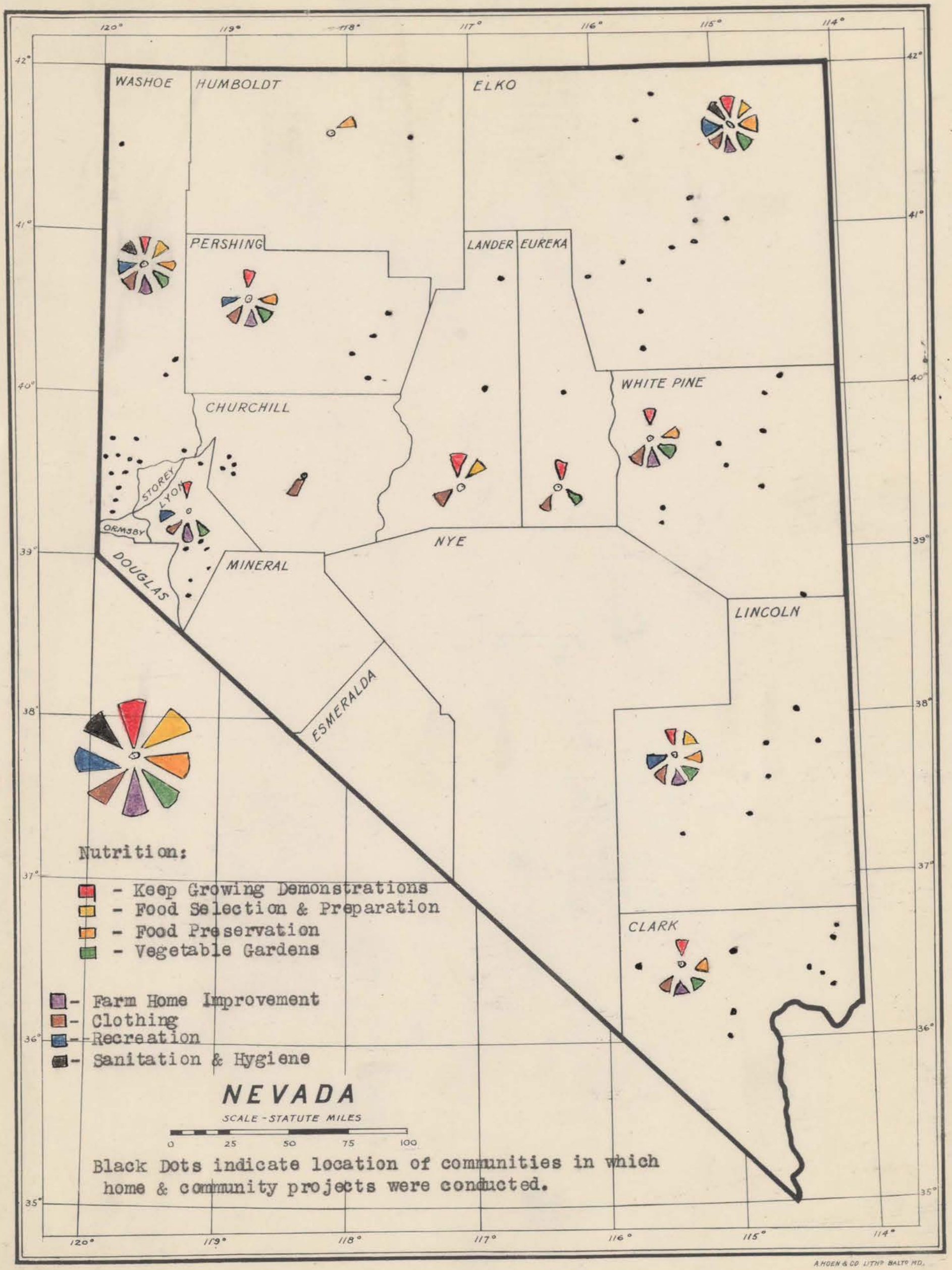

A. HOEN & CO. LITHO. BALTO. MD.

REPORT OF NEVADA'S HOME AND COMMUNITY WORK FOR 1925

General Progress

1925 may be described as a year of quiet, consistent growth, with a gradual but real strengthening in practically all phases of the work, organization, leadership, and instruction. Nothing very startling has been done, but even in the face of the still serious financial depression, the results seem to show an increased ability to use our limited resources, to reach out over the vast territory and influence the living habits of a growing proportion of the population.

General Program of Work

The program of work adopted by the Western States Extension Conference in 1923 continues to be carried out. More emphasis is being placed upon Home Improvement and less on Clothing. The Keep Growing Nutrition demonstrations continue to grow almost beyond our ability to handle; and as a direct result of this fact, they clearly prove garden demonstrations and food selection work are gradually growing in popularity and effectiveness. We believe this year has seen progress in focusing attention upon fundamentals and in influencing a larger proportion of the population in these fundamentals.

Personnel

Nevada has been fortunate enough to keep all of her women agents thruout another year. Two have been with us between four and five years, and two over two years. Each year that they grow to know their districts and the people grow to know them, these agents become more efficient. As mutual understanding and sympathy increase, there is developed an added ability to modify teaching and organization methods to suit our widely varied local conditions. We sincerely hope that our present agents will abide with us for some time to come.

The Problem of Too Large a Territory

We are almost ashamed to repeat our former lament that Nevada's territory is too vast for her extension resources. In the southeastern district (Clark, Lincoln, and White Pine Counties), and in the western district, (Lyon, Pershing, Eureka, and Lander Counties) the agents have more territory than is humanly possible to cover effectively and secure even a moderate rate of progress. For the past three years we have vainly hoped that finances would improve and allow us to secure another agent and make a new district out of White Pine, Lander, Eureka, and Humboldt Counties. This would leave Clark and Lincoln Counties in the southeastern district where work would be on a yearly basis instead of the present short three months' seasonal basis. We could then also reorganize the western district to include Lyon, Pershing, and Churchill Counties. This would enable us to cover the agricultural sections of Nevada with five agents in such a way that effective work and a moderate rate of progress could be made. But, alas! The financial depression caused by the drought of last year has deferred this plan for another one or two years. Very strenuous pleading might have secured this additional woman agent this year. However, there was small chance that it would be a permanent

arrangement, and we were all reluctant to risk the waste of time and effort involved in any temporary arrangement. We have, therefore, decided to carry on under the present handicap for another year or two, till the counties involved are in a better financial condition.

This leaves us with the practical problem of doing the best we can with the limited means at our command. Our greatest danger seems to be the risk we run of allowing one or both of these district agents to overdo and be forced to give up the work. For the past two years we have guarded against this to some extent by having the assistant director go out into the field and do part of the agents' work, particularly the spring and fall work in the Keep Growing Demonstrations.

Some of this help must be continued, but the amount will have to be reduced because of the incrased demands for project material preparation and for extra club work due to the absence of Assistant Director Foster. The only alternative appears to be to rigidly limit the amount of project work undertaken. A beginning was made along this line during this year and clearly shows the wisdom of the decision by the increased percentage of goals attained. This limiting of project work must be extended during the coming year. In these two districts one adult and one club project in each community seems the only sane course to follow. The results this past year, while not in all cases reaching the goals set, have been little short of remarkable when you consider that an agent can meet with a project group only four or five times during the year. It takes a high degree of skill, real powers of persuasion, and efficient organizations to modify long established life habits to any marked degree in such a limited time. It also requires unusual ability and persistency to train and enthuse local leaders so they will function over these long periods of absence. Nevertheless, slowly but surely it is being done. For examples see Miss Ellen LeNoir's report of work in White Pine County and Miss Lassie Lane's report of work in Eureka County. Now that the results of this year's work are before us, we are pleasantly surprised that so much has been accomplished.

Organization of the Work

The organization of work in Nevada varies greatly in different parts of the State. In Washoe, Elko, and Pershing Counties, Homemakers' Clubs are firmly established. Most, but not all of them, are branches of the Farm Bureau and cooperate with that organization in community meetings, membership dues, etc., but have their own officers and finances. They have done excellent work in these counties, but do not seem to be spreading. Their greatest weakness is the danger in diverting the womens' interest away from the general community problems.

In Lyon County, work is carried on in project groups directly under the Farm Bureau. When a project is completed, the group disbands and the members return to the community organization. In this county this method seems to make for very real solidarity of community interest and is given credit by the people themselves for the renewed interest in the community problems. It also avoids the danger of over-organization and conflict of interests. The growth of community organizations in this county is real proof of the effectiveness of the plan, and there seems to be a tendency to follow this plan in the rest of this district.

In the southeastern district, work is carried on in project groups under the joint direction of the Farm Bureau and the Relief Society of the S. D. S. Church. This is natural, as all community interests are fostered by the church. The relief society gives liberally of its time for such project work. However, there are so many demands on the time of these women that they have difficulty in allowing enough time for the home work necessary to put into practice what they have learned.

Project Leadership

All home and community projects are carried on in project groups with the assistance of a project leader for each subject. This year we have reached the point where no work is attempted without a local leader who is responsible for the work, calls meetings, secures supplies, assists the agent at the demonstrations-lectures, collect records, secures publicity, and increasingly assumes responsibility for definite project instruction between visits of the agent. Not all project leaders, of course, live up to this responsibility, but this year a moderate estimate gives 60% of the leaders functioning well, considering the amount of training it is possible to give them. In Washoe County, project leaders' work has reached a highly efficient stage. All the communities are near Reno, so project instruction meetings are carried on by the project leaders. These results are due to the fact that Washoe County is long past the pioneer stage of development, the communities are all within easy reach of the county seat, the women have a higher average of education and much more leisure, and extension work has been carried on in this county for over six years. The first three years practically all work was carried on by the agent. The past three years has seen a gradual development of leadership and this year there has been marked progress. When the rest of the state has received a similar amount of training, we believe their project leaders will do as efficient work. The only danger in Washoe County comes from placing too large a burden on these project leaders and having them, one by one, give up this volunteer work. Fewer projects in a community and a rotation of leadership responsibility every two or three years is the sensible plan to follow.

Another problem in Washoe County is to reach a larger proportion of the population. There is a large foreign element, a few of whom are reached thru club work. This coming year these foreign mothers should be included even if some of the well established groups have to be content with less work. Our aim should be to reach a large proportion of the population with a few fundamental phases of the work, rather than bringing a small proportion to a high stage of development. We believe that life habits are changed by the slow growth of the mass of population rather than by the object lesson of a few reaching a high degree of perfection. In changing life habits, the mere knowledge of right practices is not sufficient; there must be constant pressure exerted till new habits are ingrained. It is in this phase of the work that mass action is so valuable.

In Elko County some of the leaders are functioning about as well as in Washoe County. However, the distances are too great to permit county training classes, the communities being from twenty-five to a hundred and thirty miles from the county seat. Therefore, training must be given to the individual leaders. Elko County leaders now fulfill all their duties

except project instruction. The woman agent is personally so popular that there is the strong demand for her personal instruction. However, the county work has grown to such an extent that the women themselves are now beginning to realize that efficient work canonly be done till the project leaders assume responsibility for half the instruction work. This coming year the agent will definitely limit her instruction in some phases of the work to leaders only and the project groups will be able to receive their instruction only from their leaders. Elko County has a large amount of ability and has made excellent progress during the past year, and so we are confident this new method will produce good results.

In the two big districts, due to the newness of the work and the limited time available, project leaders do not function as well as in the two counties. Extension work, as well as the life itself, is in the pioneer stage. The scattered population is in real need of the personal leadership and viewpoint that only a trained person can supply. In a few localities, leaders have been used successfully for adult instruction (See LeNoir's White Pine County and Lane's Eureka and Lyon County Reports). There has been a marked improvement in leadership in the Girls' Club Work, but as a general thing, instruction by the agent must predominate in these districts for the next two or three years. However, most of the project leaders are steadily advancing in ability to supervise long-term home demonstrations, secure records, and arrange for meetings. Surprising progress has been made in their ability to judge community needs and to awaken community cooperation. Instruction by local leaders will be a matter of very slow growth in these two districts and should not be overemphasized at this time. This means that in these districts, project instruction must be presented in small, definite units of four or five demonstration lectures per year, taking up one or two life habits and drilling on them till they are actually adopted. This, of course, means less work and slower progress, but is an inevitable condition of our pioneer life.

There is one outstanding piece of efficient local leadership in Nevada that deserves special emphasis, and that is the Keep Growing Work. Here two-thirds of the year's work is done by the local leaders with excellent results. We are pretty sure after three years of work in this project that the success of the local leaders is due to the efficient organization of this project. Their instructional work has been limited to specific life habits that need to be adopted. These are repeatedly presented in various ways and the actual adoption of practices emphasized. We frankly acknowledge that these four points - milk, vegetables, sensible breakfast, and adequate sleep, are not all the factors involved in the problem of growth among school children, but we believe they are the most important in this state. The results secured by the local leaders, the large proportion of the population we have been able to reach, and the very real effect produced upon the general population, continue to justify our decision in so restricting our effort.

If we knew enough to organize the rest of our projects in a similar way - selecting only the fundamental points, working out effective demonstrations, and selecting definite measures of progress, we believe all project leadership would be as effective. This coming year our aim shall be to study the Home Improvement project in an effort to improve its organization and project instruction in a similar way.

PROGRAM ANALYSIS AND DETERMINATION

This year, in spite of six weeks leave due to illness, the assistant director has spent considerable time in following up the programs of the different agents in an endeavor to help them concentrate on the important problem and to keep "all irons hot". The increased results obtained show that there has been real improvement in this respect. In the two districts the work has suffered from too heavy a program being forced on the agent by the people of the districts. The agents were simply unable to devote a proper amount of time to some of the projects. In the coming year we will limit each community to two projects - usually one adult of one club and so endeavor to correct the mistake.

OFFICE WORK - RECORDS AND REPORTS

Some improvement has been made in the keeping of records. But systematic daily records are still somewhat neglected by three of the four women agents, to the detriment of their work and their final records. I believe this is partly caused by the too heavy programs of work, putting such a physical burden upon the agents that when night comes they are too tired to do anything but tumble into bed. The rest is lack of a persistant mental habit. However, there has been a marked improvement in the monthly statistical and narrative reports.

COOPERATION WITH OTHER AGENCIES

Cooperation with other agencies continues to grow in a slow healthy manner. The three outstanding accomplishments in this respect are with the State Board of Education, the local schools and the Nevada Public Health Association.

The State Board of Health and the deputy supervisors under it have cooperated splendidly in furthering the idea of a hot supplement to the school lunch, by writing letters of recommendation for the school lunch bulletin, by asking us to give demonstration-lectures before their district teachers' institute and their personal support of the work. It has taken a couple of years to awaken their interest, but we feel that it was time well spent and that it will bring worth-while results.

The Nevada Public Health Association has granted us their cooperation in the health and nutrition work by deciding to concentrate their efforts for the coming year upon the prevention of epidemic colds with which Nevada is ravaged nearly every year. They are preparing material upon this subject which we hope they will have ready for distribution in January. The district nurses, who do part of their work under the supervision of this organization, have given valuable assistance with the Keep Growing Demonstrations by securing the removal of many serious physical defects, such as tonsils and teeth; thereby leaving the children "Free to Gain". This winter they are giving special attention in two districts to work with the very dangerously underweight children, some of whom are cases of physical handicap rather than malnutrition.

The local schools are assuming more responsibility regarding the Keep Growing Demonstrations. The outstanding example is Las Vegas, Nevada. (See LeNoir's Clark County Report). We hope by 1930 that the schools will

be ready to take over this work or a modified form of it, with a full-time health and nutrition worker under the State Boards of Education and Health. We still will be willing to act in an advisory capacity, but are anxious to have them assume the initial responsibility and so leave this department free to take up other problems.

The Nevada Federation of Women's Clubs has also given us splendid cooperation. Most of the homemakers' clubs of Elko County belong to the State Federation, and an excellent spirit of mutual helpfulness exists between the two organizations. The assistant director has the honor of also being state chairman for the "American Homes" department of the state federated clubs. During this year, most of the clubs of the state have devoted one or two meetings to home problems, usually one for nutrition and one for home improvement. We have been glad to furnish exhibits, speakers, etc. In three counties, Better Homes Week was celebrated by a joint campaign of the two agencies (See Miss Zimmerman's Washoe County Report).

At the district meeting of the Federated Clubs, held in Reno during October, and including the eleven western states, a half day was devoted to "The American Home" and the assistant director arranged for the program and presided. The three features that brot enthusiastic praise from the visiting delegates, were the story that a little Elko County Homemaker told on "What Extension Work Has Done for Me and My Community", a demonstration of a school child's breakfast by our state champion demonstration team, and the tour of the Home Improvement Demonstrations that completed the afternoon.

FAIRS AND EXHIBITS

Cooperation has been given to the state fair, the Southern Nevada District Fair, and the Elko County Fair; the Lyon County Poultry Show and the Washoe County Potato and Apple Show. In all of these fairs sizeable premiums were offered for women's work and club work, and extension project members were awarded a very large majority. However, the outstanding feature in each case was the few concrete educational exhibits on nutrition and home improvement, prepared by the local women and the agents, and also the short, snappy club demonstrations given on club teams. We believe simple, one-idea exhibits prepared by local women do a great deal to educate the public as to what the extension division is doing, and furthers the adoption of specific practices. This work will be emphasized during the coming year.

Achievement Days for the Keep Growing Demonstrations and for club work have gained decidedly this year. The programs are shorter and more clear cut. More of the local people are taking part, a less obvious part is being taken by the agent and much public interest has been manifest. We believe in the publicity and educational value of achievement days and will do our best to further them during 1926.

NEVADA HOME AND COMMUNITY PROJECTS

1925 PLANS AND RESULTS

Goals	Results
I. To concentrate attention and effort of extension agents and local organizations on the major projects of nutrition and home improvement.	I. Goal reached. Nutrition project increased 40%. Garden project increased 160%. Home Improvement increased 61%. Clothing project decreased 17%
II. To gradually extend the reponsibility of local organizations and improve the quality of their work by:	II. Slowly being done and as good progress as could be expected in this pioneer state.
1. Studying local needs as a basis for program determination.	1. Marked improvement over three-fourths of state.
2. Securing project leaders and seeing that they fulfill their duties in regards to: a. Securing demonstrations. b. Securing project members. c. Advertising meetings and collecting records.	2. Project leaders' work decidedly strengthened thruout state; more in counties than in districts. 70% of leaders carry out these duties and 50% give project instruction.
3. Securing adequate spread of influence thru project reports, team demonstrations, achievement programs, tours, contest fairs, newspapers.	3. Team demonstration, achievement programs, contests, fairs and newspaper publicity greatly improved - project reports and tours still need strengthening.
4. Conservation of extension agents' time for project instruction, etc.	4. Greatly improved in counties. Fair progress in districts.
III. Prepare a limited amount of project materials, bulletins, mimeographed instructions and exhibit material	III. One bulletin prepared and printed. (Hot School Lunch). Three exhibits prepared.
IV. Encourage field agents to study conservation of time, strength and health in order to live a more normal existence in regard to home life, rest and recreation	IV. Decided progress made by two district agents. Much more work and official limitation of effort needed with one county agent.

Goals	Results
V. To personally help with some field work so as to relieve the crowded schedules of the two district agents.	V. Six weeks' time given to south-eastern district doing agent's field work, mostlyon Keep Growing Demonstrations. Other district given only two weeks work because of illness.
VI. To continue efforts to arouse public opinion regarding a slightly increased appropriation in two counties which would enable us to secure an additional woman agent in 1926 and make possible a much needed redistribution of territory.	VI. Definitely abandoned because of continued financial depression of this section of the state made a permanent appropriation doubtful.

VII. SPECIFIC PROJECT GOALS AND RESULTS

Goals	Results
1. Family food selection and preparation	1. Family food selection and preparation.
a. 10% increase in families adopting improved food habits - this means 181 families	a. 23% increase. 204 families adopting practices.
b. Preparation of two subject matter bulletins	b. 50% completion
(1) Hot School Lunch (2) Meat Recipes Contest and Bulletin	(1) Prepared & Printed. (2) Contest held but bulletin not yet printed due to illness of assistant director.
2. Keep Growing Demonstration	2. Keep Growing Demonstration
a. 10% increase in number of children completing, i. e., 2031	a. 6% increase in number completing, i.e., 1969, due to a large mining camp taking over its own work. However, work spread from 33 to 46 truly rural communities, with, we believe, an increased spread of influence.
b. Normal children to increase 5%.	b. Normal children increased 4% due to severe epidemic of colds and childish diseases in the late spring.

Goals	Results
c. Dangerously underweight children to decrease 5%	c. Dangerously underweight children decreased 4%, due to above reason.
d. Double the "Gold Star Communities", having 75% children either normal or slightly under and only 10% dangerously underweight, i. e., 6 communities.	d. Goal more than doubled. 13 communities reached this goal.
3. Hot Supplement to School Lunch	3. Hot Supplement to School Lunch
a. Suggest official adoption of hot school lunch as club project	a. Not completed due to difficulties in field work.
b. Secure cooperation of state Department of Health and normal school in the hot school lunch work.	b. 100% completed. Cooperation secured. See letters of endorsement in school lunch bulletin. Pages 21, 23. Demonstration of Hot School Lunch methods given before three district teachers' institutes and at two fairs.
c. 10 new schools to serve hot school lunch	c. Results 60%. Six new schools served lunches.
4. Adequate Food Supply	4. Adequate Food Supply.
a. Farm Food Supply	a. Farm Food Supply.
(1) At least two demonstrations of adequate gardens in each county	(1) 50% completion. Five counties only, fulfilled this requirement. One man agent and three women. The effects of last year's drought, and irrigation systems wrecked by cloud bursts this year made it impossible for two of the remaining counties to cooperate.
(2) 100 cooperators improving their gardens.	(2) Results 150%. 150 garden cooperators completed work.

Goals	Results
b. Twenty new families securing adequate milk supply.	b. Results - 0. Because of assistant director's absence due to illness, this subject was dropped and no report given.
c. Meat Utilization	c. Meat Utilization
(1) A meat cookery recipe contest to stimulate interest in use of vitamin rich glandular origin to the canning of meat for summer use.	(1) Results 50%. Contest held and partially judged. Will be finished and printed early in 1926. Meat preservation stressed. 13% increase in canned meats. 27% increase in cured meats.
5. Home Improvement	5. Home Improvement
a. To secure a 100% increase in homes reached, i.e., 200.	a. Results at least 175%, i. e. 299 homes reached in home management and 310 homes in house furnishing. 32 homes in rural engineering.
b. 34 convenient kitchens 7 water systems 6 heating systems 5 lighting systems 16 sewage disposal 6 power machinery 32 pressure cookers 210 labor saving equipment 37 homes ref-inishing furniture 38 redecorating one or more rooms 1 home equipment exhibit 1 subject matter bulletin	b. 35 convenient kitchens 8 water systems 6 heating systems 5 lighting systems 16 sewage disposal 13 power machinery 31 pressure cookers 232 labor saving equipment. 159 homes refinishing furniture 310 redecorating one or more rooms 1 home equipment exhibit Only partially prepared due to illness of Assistant Director.

THE NUTRITION PROJECT

As in former years, the Keep Growing Demonstrations have received the major emphasis in our nutrition work. A detailed report of this work is appended. To reinforce these demonstrations, an increased amount of work in Food Selection and Preparation has been carried on, based on simple meal preparation, emphasizing the use of milk and vegetables. This work is growing in popularity and will receive more attention and time during the coming year. Simple, practical recipes are emphasized rather than technical nutrition subject matter. People, especially men, eat foods that are made attractive to them rather than food that they have been told is good for them. An increasing number of such demonstrations are given before community meetings, when the whole family is reached.

FARM HOME GARDENS PROJECT

In Nevada the home garden project has been a direct supplement to the nutrition project. Three years ago one of our outstanding nutrition problems was the lack of vegetables in the diet, particularly the green leaf vegetables. Nevada being largely a cattle and mining state, there was little knowledge about the growing of vegetables, the variety was limited and there was much to be learned regarding preparation for the table. There was also a rather prevalent feeling that "garden truck" was not worth bothering with, that if a few vegetables were desired once in a while it was easier and cheaper to ship them in from California or Utah.

The garden demonstrations were started in 1923 and the following standards set up:

1. Every person should eat two vegetables every day, a green leaf vegetable and a root vegetable.

2. In order to secure these two types of vegetables thru the growing season and have some for winter use, every garden should contain:

    a. 4 green leaf vegetables.
    b. 3 root vegetables.
    c. 2 pod vegetables
    d. 3 miscellaneous vegetables.

An average family budget for the canning and drying and storage of vegetables was also prepared.

Project Methods

Two or more garden demonstrations are now located in each five of the agricultural counties; one county has 16 and in all there are 29 this year. These garden demonstrations, besides growing the varieties listed above, are used to demonstrate methods of preparation, planting, cultivating, insect control and winter conservation. This year we also have 146 garden cooperators growing gardens adequate for the family needs, but not used for demonstration purposes, and there are many others who are gradually improving their gardens. In several communities, both last year and this, interesting garden tours were held. Last year we had two and this year three garden clubs.

New Varieties

Swiss Chard, New Zealand spinach, kale, asparagus, early tomatoes, are the outstanding new varieties that this work is establishing. Swiss Chard was almost unknown in the county three years ago; now there is some in every garden community and its use is rapidly spreading.

The Use of Vegetables

Demonstrations in the preparation and serving of vegetables, their canning, drying and storage, are given with adult and club groups. Practically every adult project group in the state has had at least one vegetable cookery and one canning or drying demonstration this year. Garden clubs, food clubs, and canning clubs are increasing.

Printed Material

A simple garden bulletin was prepared last year and is still being used. To stimulate interest in vegetable cookery, a state wide vegetable cookery contest was held last year and the prize recipes printed in bulletin form. This has done much to stimulate interest in eating vegetables in spite of the fact that the recipes are not standard Home Economics recipes. This year we copied California's mimeographed sheets on drying. Next year we want to print a bulletin on cold frames, hot beds and simple green houses. We are watching the California experiment with small green houses with interest.

Records

The garden demonstrators and cooperators keep a simple record showing varieties grown, productive season, estimated yield, value, profit if any is sold, and amount conserved for winter use. One county sends in an estimate of 130 women out of a possible 400 who have canned and dried a majority of the vegetables they require for the coming winter; so some progress is evidently being made.

Results

The general results of the two years' work can be summarized as follows:

In the southern part of the state, where there is a semi-tropical climate, there is a decided increase in winter gardens, which have almost been forsaken since the advent of local grocery and the auto. For example, in Bunkerville and Mesquite in Clark County, the Smith-Hughes Home Economics teacher, at our request, now gives home credit for winter gardens and these two communities are now nearly supplying their garden needs instead of trusting to stray peddlers from St. George, Utah.

In the northeastern range country (Elko and White Pine Counties), three years ago there was practically not a garden, the feeling being that a cattle ranch couldn't afford to waste time on "garden truck". In Elko County this year, every Farm Bureau community has at least one demonstration garden; there are 40 cooperators, and one flourishing boys' and girls' garden club that put on an excellent garden display at the county fair. Actually this year at the Elko County Fair, there were more cabbages than cows on display, which is "going some" for a cow country.

In White Pine County, the outstanding piece of work was the conversion of the barren mining camp of McGill into a garden demonstration. Three years ago about the only green thing in camp was the superintendent's lawn. Last year we tried to start the work but failed; this year 22 garden demonstrations were completed and records handed in. Greeks, Serbians, and Americans took part. The mining company furnished fertilizer and offered fifty dollars in prizes. A truly remarkable showing was made, considering the raw, rocky soil that had never been before cultivated. An interesting achievement day was held and a local committee appointed to conduct next year's demonstration. A goal of 200 gardens in the camps was set for next year. The store testifies that the families growing gardens have ceased to buy vegetables and now brag of the superior quality of their home grown product; but that their neighbors, who have no gardens, are buying more vegetables because their neighbors are eating them. In the farming section of the county, Preston, which formerly had two fair gardens, now has a garden at nearly every home, and the grocery bills in Ely, the neighboring town are going down instead of up (See Miss LeNoir's Report, pp. 41-44).

In the Western part of the state there were always some gardens, especially among the Italian settlers, but they are increasing decidedly in area and variety, particularly the green leaf vegetables. Canning, drying and storage have markedly increased.

Except in Washoe and Elko Counties, we are, of course still only affecting a few communities in each county, but these have been so deeply influencing that jokes about Swiss Chard and tomatoes are their standard brand of wit. From these centers we hope gradually to influence surrounding areas. Two vegetables a day is one of the four fundamental points in our Keep Growing Demonstrations, and is emphasized month after month to over 2,000 school children in 46 communities of the state where Keep Growing Demonstrations are being conducted. In each of these communities we plan to ultimately have garden demonstrations.

A copy of the McGill Garden Demonstrator is appended to show project methods:

HOME GARDEN PROJECT OUTLINE

Spring, 1926 to Fall, 1926

McGill White Pine County

Committee:

Mr. H. J. Williams, Chairman	Mrs. Wm. Lamont	Miss Alice Leech
Mrs. D. H. Bradlee, Sec-Treas	Mr. E. T. Gibson	Mr. Gust Constantine

Goal:

I. To supply the demonstrator's family with an adequate amount of fresh vegetables during the complete growing season, and to supply as large a part as possible of the winter supply, thru storage and canning.

II. To demonstrate the kinds of vegetables and varieties suited to local home gardens.

III. To interest the rest of the community in the possibility of adequate home gardens.

Methods:

I. To secure demonstrators thru any publicity the committee deems wise.

II. To have demonstrators keep a record of (a) plantings, (b) amount produced, (c) estimated value.

Committee Will:

I. Give publicity to plans.

II. Enroll demonstrators, giving each a copy of the rules.

III. Secure two judges, who will, if possible, visit each garden once during the summer and will visit each later to score.

IV. Supply agent and judges with lists of demonstrators and information necessary.

Agent Will:

I. Furnish plans and rules for contest.

II. Supply bulletins and advice as requested.

III. Secure one judge from Extension Service of the University.

IV. Assist with Achievement Program.

Others Will:

I. Demonstrators will carry out the rules of the contest.

II. Nevada Consolidated Copper Company will furnish prizes as follows:

(a) To school children for garden posters:

First prize. $5.00
Second prize $2.00
Next three, each.... $1.00

(b) To garden demonstrators on basis of score given in the rules;

First prize . . . . . $25.00 Third Prize. $10.00
Second prize . . . . $15.00 Next prize . . . . . $ 5.00
(Next 8 if 50 entries, next 3 if 25, next 1 if not more than 15 entries)

G. E. HOPPER (Signed)

ELLEN LeNOIR (Signed)
Ellen LeNoir, Dist. Ext. Agent.

GARDEN CONTEST AT McGILL

Agreement.

I hereby enroll in the Garden Contest for 1926 at McGill and agree to abide by the rules, which follow.

Name _____

Street & Number _____

Accepted by _____, Committeeman.

_____, District Extension Agent.

* * * * * * * * *

* * * * * * * * *

Provisions of Contest.

During the growing season of 1926, there will be a garden contest at McGill which is open to all residents of McGill who will enroll with the committee and follow the rules of the contest. There will be three judges, two appointed by the committee and one from the Extension Service of the University, who will award prizes on Achievement Day, according to the following score:

I. Yield of Garden (shown on report).

(a) Vegetables used.....25%
(b) Vegetables on hand for later use (canned or stored).....25%

II. Appearance of garden on day of judging.....50%

An Achievement Day will be held about the first week in September, at which time there will be such display of the products as the committee can arrange for; and just before which time the judges will visit the gardens to complete the score and render decisions.

Money has been contributed for the following prizes:

First prize $25.00
Second prize. $15.00
Third prize $10.00
Next prize. . . . . $5.00 (Next 8 if 50 entries, next 3 if 25 entries, next 1 if not more than 15 entries)

Rules.

I. Size of garden - 20 ft. X 20 ft.
II. Minimum varieties of vegetables:

4 green leaf vegetables (such as spinach, Swiss Chard, lettuce, Kale, cabbage, asparagus, etc.)
3 root vegetables (such as carrots, turnips, rutabagas, beets, etc).
2 pod vegetables, (such as beans, peas, lentils).
3 miscellaneous vegetables, (such as tomatoes, onions, squash, corn, etc).

III. Each person who enters the contest must enter before June 15th and must give to the committee by September 1st or one week before Achievement Day, a record on the blank furnished by the Extension Service of the University.

Committee:

Mr. H. J. Williams, Chairman	Mrs. Wm. Lamont	Miss Alice Leech
Mrs. D. H. Bridlee, Sec-Treas	Mrs. E. T. Gibson	Mr. G. Constantine

---

HOME GARDEN DEMONSTRATION RECORD

____________________ ____________________ ____________________

Demonstrator Community County

Size of garden__________ft. by ________ ft. Average number fed__________

Kind of product	When used	Am't. produced lbs. or bushels	Amount sold: lbs. or bu.	Value
T O T A L S				

Minimum Varieties of Vegetables:

4 green leaf vegetables-such as spinach, Swiss Chard, lettuce, cabbage, asparagus, turnip tops.

3 root vegetables-such as carrots, rutabagas, turnips, beets, sweet potatoes, etc.

2 pod vegetables - such as beans, peas.

5 miscellaneous vegetables - such as tomatoes, onions, squash, pumpkins, celery, cucumbers, peppers, corn, etc.

Total Cost of seed, etc.________
(Not Labor)

Amount stored for winter ______.

Amount canned for winter________

An Elko County community chairman in her annual report says:

"Every homemaker in this rural district has a garden of course. We had twelve gardens to our valley this year and several of them were very good indeed. Mrs. Johnston had a hugh garden plot close to her house and raised nearly every vegetable that will grow in our climate, among them being peas, beans, corn, tomatoes, celery, cabbage, lettuce, spinach, Swiss Chard, carrots, beets, turnips, parsnips, squash. The total number of acres in gardens was nine".

And this report comes from the county where, three years ago, I was told "Now there is no use talking, we cattle folks just haven't time to bother with garden truck".

FOOD PRESERVATION

Much progress has been made in food preservation to meet winter needs. Vegetable canning has at last surpassed the canning of fruits and making of jellies. This speaks well for our winter supply.

California most generously loaned Miss Lillian Clark to Nevada for an evaporator demonstration. A demonstration evaporator was made and shipped around the state - eight other evaporators have been secured by various communities and 447 pounds of dried fruits and vegetables prepared. The work has barely started and we look for big results next year. We are most grateful to California for this generous cooperation.

Meat canning and curing is rapidly increasing, thereby improving our summer diet over a large part of the state where fresh meat is almost out of the question in summer.

The use of food supply budgets is growing slowly but surely.

THE HOME IMPROVEMENT PROJECT

The Home Management, House Furnishing, Rural Engineering and Sanitation and Home Ground Beautification are listed under the one head of Home Improvement. Because of our scattered and diversified population, no one phase of the work has been emphasized to the exclusion of the rest; however, kitchen improvement has naturally received the most attention. Project group instruction has been given in kitchen arrangement and equipment, the use and effect of color, refinishing old furniture, room re-arrangement, finishing of walls, wood work and floors, the use of draperies, etc.

Most of the work is done on a demonstrational basis rather than in project groups. One or two houses in a community are taken as demonstrations. The home is visited by the agent and project group, the room or rooms scored and plans for improvement worked out with the family. Later, detailed instructions in various technical processes are given as needed. After the work is done, the rooms are re-scored and a demonstration day held when the results are viewed by the entire community. (For outstanding demonstrations, see Lane's Lyon County Report, pp. 67-87, and Zimmerman's Washoe County Report, pp. 62-79). This project work has been strengthened markedly by the use of the Home Improvement score cards, the outstanding feature of which is the test of "Use or Beauty". No one not seeing the results can appreciate what the simple and costless process of getting rid of useless and ugly articles can do for any home. It is a sin we all commit. We at first put this clearing-out

process on the basis of getting rid of dust catchers. If an object is neither truly useful or beautiful, it is surely not worth taking care of in dusty Nevada; however, the work leads to a development of a surprising degree of practical good taste. We have purposely not kept a record of the discarded articles for fear of making the families involved self-conscious or hurting family pride.

The whole Home Improvement work is based on the county and State Farm Bureau contest for the best piece of home improvement for the least expenditure of time, effort and money. County prize winners enter the state contest where a chest of Community Silver or a similar prize is awarded. These contests, as well as the score cards are simply a means of obtaining immediate action and of arousing family pride in a permanent, convenient, healthful, restful and lovable home. We believe this work, small as it is and greatly diversified to meet our varying stages of development, is really producing results despite our present depressed financial conditions.

Because of the heavy schedules of the agents and the illness of the assistant director, the project material listed in our goals has not been prepared, but we will try to complete it during the coming year.

However, an exhibit of drapery materials and folios of interior views, showing color, etc., has been prepared and thoroly used. Material on upholstering, color, etc., is partially prepared.

NEVADA HOME IMPROVEMENT PROJECT.

General Home Score Card

	Possible Score	First Score	Final Score
I. THE BACKGROUND. . . . . .(20)			
1. Is there an adequate amount of space for the various needs of the family, rest, food, work, companionship . . . . . Note suggested improvements.	5		
2. Is the space properly apportioned between the different rooms so as to leave as large a space as possible for the constant use of the family and to avoid waste space in halls, infrequently used "Best parlors", etc. Note possible improvements such as combining living and dining rooms, moving partitions, etc.	5		
3. Are the rooms well situated in regard to each other so as to give privacy and yet be convenient for general use and save steps in housework? . . . . . Note possible improvements such as changing doors, removal of unnecessary passage ways, etc.	5		
4. Is the house in good repair? . . . . . Note possible improvements.	5		
II. HEAT AND VENTILATION. . . . . .(10)			
1. Are the heating facilities adequate? . . . . . Improvements suggested.	5		
2. Is there good ventilation throughout the house? . Note possible improvement such as changing windows, transoms, etc.	5		

General Home Score Card - 2

	Possible Score	First Score	Final Score
III. LIGHTING . . . . . (10)			
1. Is the house well lighted?			
a. In the day time?	5		
b. At night?	5		
Note possible improvements such as enlarging windows, additional lighting fixtures.			
IV. SANITATION . . . . . (15)			
Is there a safe and convenient water system?.. . .	5		
Is there a safe and convenient sewage system?. . .	5		
Is the house adequately protected against flies, mice, etc.	5		
Note possible improvements.			
V. COLOR AND DECORATION . . . . . (10)			
a. Is the decorative color scheme in the various rooms suitable considering the light obtained?	5		
b. Do the rooms harmonize with each other and give the house as a whole a sense of restfulness?	5		
Note possible improvements.			
VI. THE EXTERIOR . . . . . (15)			
1. Is the exterior of the house pleasing and suitable in color and design?	5		
Note possible improvements.			
2. Are the grounds well planned for rest, recreation and usefulness, and do they add to the general homelike feeling?	5		
3. Is the whole in good repair?	5		

General Home Score Card - 3

	Possible Score	First Score	Final Score
VII. THE TEST OF USE AND BEAUTY . . . . . (20)			
1. **All things considered is this house** adequate for the present health, comfort and enjoyment of the family? . . . . Note possible improvements.	10		
2. Does the house as a whole give a sense of restfulness, cheerfulness, orderliness, and real homelike comfort? . . . . . Note possible improvements.	10		
TOTAL SCORE	100		

Name of Home Maker _____ Post Office Address _____

Date of First Scoring _____ Date of Final Scoring _____

Names of Judges _____ _____

_____ _____

Prepared by Mary E. Stilwell, Assistant Director
Nevada Extension Service,
University of Nevada.

NEVADA HOME IMPROVEMENT PROJECT.

Bedroom Score Card

	Possible Score	First Score	Final Score
I. THE BACKGROUND . . . . . .(25)			
1. The Walls . . . . . .(10)			
a. Does the color and design give a sense of rest and repose?	4		
b. Is the color suitable for the light obtained?.	3		
c. Are the walls in good repair?	3		
2. The Floors and Floor Covering . . . . . .(10)			
a. Are they in good repair?	3		
b. Are they easily cleaned?	2		
c. Are they appropriate to the uses of the room?.	3		
d. Do they harmonize with the rest of the room? .	2		
3. The Woodwork.. . . . . .(5)			
a. Is it in good repair?	2		
b. Is it easily cleaned?	1		
c. Does it harmonize with the rest of the room? .	2		
II. THE FURNITURE . . . . . .(15)			
(Bed, dresser, or dressing table and mirror, chair, table, washing facilities if there is no bathroom).			
a. Is it comfortable?	3		
b. Is it suitable?	3		
c. Is it in good repair?	3		
d. Is it placed to the best advantage?	4		
e. Does it harmonize with the rest of the room? .	2		
III. THE DRAPERIES, CURTAINS, SHADES, UPHOLSTERY, ETC.(10)			
a. Are they appropriate to the uses of the room?.	3		
b. Are they in good repair?	2		
c. Are they easily cleaned?	2		
d. Do they harmonize with the rest of the room? .	3		
IV. THE LIGHTING . . . . . .(10)			
1. Is the room properly lighted?			
a. In the day time?	5		
b. At night?	5		
V. HEATING AND VENTILATION. . . . . .(10)			
a. Is the temperature and ventilation satisfactory at all seasons of the year? . . . . (Artificial heat is not absolutely necessary in the average bedroom - special attention should be given the ventilation at night.	10		

Bedroom Score Card - 2.

	Possible Score	First Score	Final Score
VI. THE TEST OF USE OR BEAUTY . . . . . (10)			
(Pictures, bric-a-brac, etc.)			
a. Are all the articles in the room either directly useful or really beautiful?	5		
b. Are they appropriately placed? . . . . . (Deduct particularly for useless bric-a-brac on dresser, etc., that detracts from the restfulness of the room.)	5		
VII. IS THE ROOM WELL PLANNED FOR ITS SPECIAL USE? (20)			
1. Sleep			
a. Is there ample space for the number using the room? . . . . . (The ideal is a maximum of two persons in a bedroom with separate beds)	5		
2. Toilet Conveniences			
a. Is the room conveniently arranged for washing, dressing, etc? . . . . . (Special equipment if there is no bathroom)	5		
3. Storage Space.			
a. Is there sufficient storage space - closets, drawers, shelves?	5		
4. Day Time Rest and Recreation.			
a. Easy chair - stand for sewing material, books, foot stool, etc.	5		
TOTAL SCORE	100		

SPECIAL NOTES:

Name of Home Maker _____ Post Office Address _____

Date of First Scoring _____ Date of Final Scoring _____

Names of Judges _____ _____

_____ _____

Prepared by Mary E. Stilwell, Assistant Director
Agricultural Extension Division,
University of Nevada.

NEVADA HOME IMPROVEMENT PROJECT

Dining Room Score Card

	Possible Score	First Score	Final Score
I. THE BACKGROUND . . . . . .(25)			
1. The Walls. . . . . .(10)			
a. Does the color and design give a sense of rest and repose?	4		
b. Is the color suitable for the light obtained?.	3		
c. Are the walls in good repair?	3		
2. The Floor and Floor Covering . . . . . .(10)			
a. Are they in good repair?	3		
b. Are they easily cleaned?	2		
c. Are they appropriate to the uses of the room?.	3		
d. Do they harmonize with the rest of the room? .	2		
3. The Woodwork . . . . . .(5)			
a. Is it in good repair?	2		
b. Is it easily cleaned?	1		
c. Does it harmonize with the rest of the room? .	2		
II. THE FURNITURE . . . . . .(15)			
a. Is it comfortable?	3		
b. Is it suitable?	3		
c. Is it in good repair?	3		
d. Is it placed to the best advantage?	4		
e. Does it harmonize with the rest of the room? .	2		
III. THE DRAPERIES, CURTAINS, SHADES, UPHOLSTERY, ETC. (10)			
a. Are they appropriate to the uses of the room?.	3		
b. Are they in good repair?	2		
c. Are they easily cleaned?	2		
d. Do they harmonize with the rest of the room? .	3		
IV. LIGHTING . . . . . .(10)			
1. Is the room properly lighted?			
a. In the day time?	5		
b. At night?	5		
V. HEATING AND VENTILATION . . . . . .(10)			
a. Is the temperature and ventilation satisfactory at all seasons of the year?	10		
VI. THE TEST OF USE OR BEAUTY . . . . . .(10)			
(Pictures, bric-a-brac, etc)			
a. Are all the articles in the room either directly useful or really beautiful?	5		
b. Are they appropriately placed? . . . . . (Deduct particularly for useless bric-a-brac that clutters up the sideboard. table, etc.)	5		

Dining Room Score Card - 2

	Possible Score	First Score	Final Score
VII. SPECIAL USE OF THE ROOM - SERVING AND EATING OF MEALS (20)			
1. Is the room well planned for its special use?			
a. In relation to the other rooms of the house, particularly the kitchen?	5		
b. Is there sufficient storage space? . . . . . (Cupboards, shelves).	7		
c. Is there efficient labor saving equipment? (Dishes, trays, tea wagon, etc)	8		
TOTAL SCORE	100		

Note - When a dining alcove or part of the kitchen is used for dining purposes, this same score card may be used.

SPECIAL NOTES:

Name of Home Maker _____ Post Office Address _____

Date of First Scoring _____ Date of Final Scoring _____

Names of Judges _____ _____

_____ _____

Prepared by Mary E. Stilwell, Assistant Director,
Nevada Extension Division
University of Nevada

NEVADA HOME IMPROVEMENT PROJECT

Kitchen Score Card

		Possible Score	First Score	Final Score
I. THE BACKGROUND	(25)			
1. The Walls	(10)			
a. Are they in good repair and clean?		4		
b. Are they easily cleaned?		3		
c. Is the color suitable for the light obtained?		3		
2. The Floor and Floor Covering	(10)			
a. Are they in good repair?		3		
b. Are they easily cleaned?		2		
c. Are they appropriate to the uses of the room?		3		
d. Do they harmonize with the rest of the room?		2		
3. The Woodwork	(5)			
a. Is it in good repair?		2		
b. Is it easily cleaned?		1		
c. Does it harmonize with the rest of the room?		2		
II. THE FURNISHINGS AND EQUIPMENT	(20)			
1. Is there a good stove or range?		3		
2. Is there a good sink and drainboard?		4		
3. Is there sufficient working surface - table, cabinet?		3		
4. Are all the working surfaces of proper height for the person doing the major part of the work?		3		
5. Is there ample storage space for food and equipment, shelves, cupboards, etc., and sufficient supply containers?		2		
6. Is there a reasonable amount of labor saving equipment, at least eight of this list		3		
a. Dish drains	g. Asbestos mat			
b. Pressure or fireless cooker.	h. Egg beaters			
c. Bread mixer	i. Mixing spoon			
d. Sufficient pots & pans	j. Good knives, butchers and paring.			
e. Double boiler	k. Knife sharpener			
f. Sieves - colanders	l. Can opener.			
7. Miscellaneous equipment				
a. Kitchen stool, chair, clock, pot cover rack, etc.		2		
III. IS THERE PROPER PROVISION FOR RUNNING WATER?	(10)			
a. Running water in kitchen		5		
b. Waste water drain		5		
IV. IS THE VENTILATION GOOD?	(10)			
a. In summer?		5		
b. In winter?		5		
V. IS THE ROOM PROPERLY LIGHTED?	(10)			
a. In day time?		5		
b. At night?		5		

Kitchen Score Card - 2

	Possible Score	First Score	Final Score
VI. THE TEST OF USE OR BEAUTY . . . . . (10)			
a. Are all the articles in the room either directly useful or really beautiful?	5		
b. Has there been a real effort to make the room attractive as well as convenient?	5		
VII. THE SPECIAL USE OF THE ROOM. . . . . (15)			
1. Is the equipment of the room arranged to save time and labor? . . . . . (Relative grouping of stove, sink, table, etc.)	10		
2. Is the arrangement of the kitchen in relation to the dining space, storage space, and back door well planned? . . . . . (When kitchen is used for purposes other than cooking, i.e., as dining room, living room, or for laundry, these functions should be considered in judging II, V, VI, VII)	5		
TOTAL SCORE	100		

SPECIAL NOTES:

Name of Home Maker _____ Post Office Address _____

Date of First Scoring _____ Date of Last Scoring _____

Names of Judges _____ _____

_____ _____

Prepared by Mary E. Stilwell, Assistant Director
Agricultural Extension Division,
University of Nevada.

NEVADA HOME IMPROVEMENT PROJECT

Living Room Score Card

	Possible Score	First Score	Final Score
I. THE BACKGROUND . . . . . (25)			
1. The Walls. . . . . (10)			
a. Does the color and design give a sense of rest and repose.	4		
b. Is the color suitable for the light obtained?	3		
c. Are the walls in good repair?.	3		
2. The Floor and Floor Covering. . . . . (10)			
a. Are they in good repair?	3		
b. Are they easily cleaned?	2		
c. Are they appropriate to the uses of the room?	3		
d. Do they harmonize with the rest of the room?	2		
3. The Woodwork . . . . . (5)			
a. Is it in good repair?	2		
b. Is it easily cleaned?	1		
c. Does it harmonize with the rest of the room?	2		
II. THE FURNITURE . . . . . (15)			
a. Is it comfortable?	3		
b. Is it suitable?	3		
c. Is it in good repair?	3		
d. Is it placed to the best advantage? . . .	4		
e. Does it harmonize with the rest of the room?	2		
III. THE DRAPERIES, CURTAINS, SHADES, UPHOLSTERY, ETC. (10)			
a. Are they appropriate to the uses of the room?	3		
b. Are they in good repair?	2		
c. Are they easily cleaned?	2		
d. Do they harmonize with the rest of the room?	3		
IV. THE LIGHTING . . . . . (10)			
1. Is the room properly lighted?			
a. For general use in the daytime?.	4		
b. For general use at night?	3		
c. For reading at night?	3		
V. HEAT AND VENTILATION . . . . . (10)			
a. Is the temperature and ventilation satisfactory at all seasons of the year?	10		
VI. THE TEST OF USE OR BEAUTY. . . . . (10)			
(Pictures, bric-a-brac, etc)			
a. Are all the articles in the room either directly useful or really beautiful? . .	5		
b. Are they appropriately placed? . . . . . (Deduct particularly for useless bric-a-brac that clutters up the piano, mantle, table, etc.).	5		

Living-Room Score Card - 2

	Possible Score	First Score	Final Score
VII. THE SPECIAL USE OF THE ROOM FOR REST, RECREATION AND COMPANIONSHIP . . . . . (20)			
1. Has provision been made for rest, recreation and companionship for all members of the family?			
a. Rest. Are there easy chairs & couch, etc?	5		
b. Recreation & companionship. Are there books, music, games, toys, etc?	10		
c. Are there places for their use, as table, desk, etc., and to keep them when not in use, such as book-case, shelves, toy box, etc.	5		
TOTAL SCORE	100		

SPECIAL NOTES:

Name of Home Maker _____ Post Office Address _____

Date of First Scoring _____ Date of Final Scoring _____

Names of Judges _____ _____

_____ _____

Prepared by Mary E. Stilwell, Assistant Director,
Agricultural Extension Division
University of Nevada.

DIVERSIFICATION OF GIRLS' CLUB WORK

Girls' club work is slowly but steadily being diversified from clothing only to include Food Preparation and Selection, Food Preservation, Gardening and Home Improvement. To these latter club projects we hope this year to add the school lunch project.

	1924	1925
Food Preparation Clubs	1	3
Food Preservation Clubs	3	7
Garden Clubs	1	1
Home Improvement Clubs	1	2
Clothing Clubs	24	27

These newer club projects are much more difficult to handle on our limited time schedule and to secure local leaders for, but they are what the children and the communities need, and so we intend to continue to foster their growth.

Team demonstration work has greatly improved and more teams per club are being trained. The demonstrations are shorter and more spontaneous and original. More public demonstrations have been given. We will this year advocate a five to ten minute demonstration at each of six club meetings during the year so that every club member shall give at least one demonstration. We believe the one-idea, short demonstration of specific practice, prepared by the children themselves and not memorized, is of greater educational value to the child and to the public than the more elaborate, memorized demonstration formerly used.

NEVADA CLUB HEALTH CONTEST

Last year a very small beginning was made in emphasizing health work. This year a new feature was added to club work by the introduction of a health contest at club camp.

Each county was privileged to enter one boy and one girl to be judged on general signs of good physical health. These contestants could be chosen at club camp.

Elko County at their Club Achievement Day put on a county Health Contest, each community being allowed to enter one boy and one girl. To our great surprise, keen interest was shown in all communities carrying on the Keep Growing Demonstrations and in selecting their club representatives the club members were keenly alive to the value of their members' Keep Growing record during the year. This contest was judged by Assistant Director Stilwell, assisted by the woman agent and a resident ex-trained nurse. The examination was perhaps the most observed of all the features of the day.

The other counties selected their contestants from their club camp delegates, usually on the basis of their Keep Growing record, backed by their own good judgment and personal knowledge of the individuals.

At club camp the state contest was conducted by a man and a woman doctor. Again keen interest was shown and much discussion of the points emphasized in the score card took place among the children, leaders and parents.

The present score card, we feel, is very far from ideal, but we had a very hard time finding any positive score cards to guide us. When we

started on the work we were surprized to find that all the score cards in use were based on the negative practice of deducting for physical defects, and were so highly technical as to be beyond the comprehension of any but specially trained physicians. As our primary aim was to interest children, leaders and parents in existing physical conditions, and instill indeals of what positive good health really means, and to create ambition to approximate this ideal thru right food and living habits, these highly technical negative score cards were useless to us. Thus we had the temerity to make up one of our own, based on the principles embodied in the other livestock score cards used in our club livestock judging contest, modified to bring out the points emphasized in our Keep Growing Demonstrations, i.e., nutritional condition as indicated by height - weight - age ratio - bone development - posture - good teeth - throat - eyes, cleanliness and healthy nervious condition. With all its possible faults we believe this score card did much to sell the idea of of positive good health and that it was within the intellectual grasp of the children with whom it was used. This year we shall try to secure expert advice in modifying this score card, but still insist on keeping it positive in character and simple in language.

After the contest, photographs were taken of the first and second prize winning boys and girls in bathing suits, and these pictures have been of great value this fall in our Keep Growing work in both their positive and negative features.

The first prize boy happened to be an almost perfect physical specimen except for slightly weak feet. As he was a winner in four other club contests he did much to make the Health Contest popular.

The second prize boy was of a totally different physical type, but very good for that type except for poor posture, weak feet and one poor tooth. The contrast between these boys has done much to teach types of physical development.

Two girls of totally different physical types tied for first place. One girl was a big, winsome lass whose only defects were in her teeth, posture, slight skin eruption and weak feet. She is very good-looking and did much to convince other clubmembers that health has a direct bearing on beauty. The other prize-winning girl was a little light, muscular child who looked skinny, but wasn't. She has a wonderful muscular development and chest expansion, is an excellent swimmer and an all-round athlete. Her defect was a badly bowed pair of legs due to rickets in child-hood. She was an excellent example of what effort will do as three years ago she was one of our special anxieties in the Keep Growing Demonstrations and has since built herself up to excellent health. Her poor legs and cheerful grin were teaching a splendid nutrition lesson thruout the state.

This fall, Assistant Director Stilwell went before the State Medical Association asking for their cooperation in conducting a county and state Health Contest. She was assisted by an Elko county club demonstration team who told of club health work and put on a demonstration of the hot supplement to the school lunch. The Medical Association voted to give all possible assistance free of charge and a committee was appointed to carry on this cooperation. So, now we believe that the fourth H in the club emblem is going to receive its share of attention in Nevada.

NEVADA BOYS' AND GIRLS CLUB HEALTH CONTEST

First Prize - Inez Gibson
(See score card following)

NEVADA BOYS' AND GIRLS CLUB HEALTH CONTEST

First Prize - Inez Gibson
(See score card following)

COOPERATIVE EXTENSION WORK IN AGRICULTURE AND HOME ECONOMICS
UNIVERSITY OF NEVADA, AGRICULTURAL EXTENSION DIVISION
AND U. S. DEPARTMENT OF AGRICULTURE COOPERATING
STATE OF NEVADA.

SCORE CARD FOR CHILD

Scale of Points	Perfect Score	Actual Score
Age 16 Sex Female		
I. GENERAL CONDITION		
1. Good nutritional condition 20		
a. Weight within normal range for height and age - Ht. 65 in. Wt. 135 lbs. N.W. 123 lbs	5	5
b. Muscles firm, sufficient flesh	5	5
2. Limbs straight indicating good bone growth, no previous rickets	5	5
3. Skin clear, smooth, neither too dry or moist, good color,	5	4
II. POSTURE - Erect and well balanced 15		
1. Head erect	3	3
2. Back straight, no abnormal curves	3	3
3. Shoulders even, not rounded	2	2
4. Shoulder blades flat across back	2	2
5. Chest high, abdomen flat	2	2
6. Weight carried on balls of feet	3	3
III. BODY 20		
1. Chest broad, deep, held somewhat in front of abdomen	5	5
2. Lungs, good expansion, healthy condition,	5	5
3. Heart, good circulation " "	5	5
4. Abdomen, flat, good muscles,	5	5
IV HEAD AND THROAT 20		
1. Hair, vigorous, clean, scalp healthy	2	2
2. Eyes, clean, bright, without dark circles or puffiness, vision normal or corrected with glasses, lids clean and healthy	3	3
3. Ears, clean, hearing normal	2	2
4. Nose, clean, breathing normal	3	3
5. Mouth and teeth.		
a. Teeth clean, even, strong, free from cavities or properly filled, no tartar	4	2
b. Gums, clean, firm pale pink, no receding	2	2
6. Throat, clean, healthy, breathing not obstructed, no bad tonsils	4	4
		72

Scale of Points	Perfect Score	Actual Score
V. LEGS AND FEET 10		72
1. Legs, straight and strong, no indications of rickets, knees and ankles strong and not enlarged	5	5
2. Feet, foot strong and pliable, arches not flattened, toes straight, foot held straight forward, not turned out in walking, no corns, bunions, etc.	5	5
VI. ARMS AND HANDS 5		
1. Straight, strong, clean and smooth	3	3
2. Nails, clean, sensibly trimmed, no nail biting	2	2
VII. SELF CONTROL 10		
As indicated by good poise, alert expression, cheerful disposition, no nervous habits, ability to relax and rest	10	9
TOTAL		96

Name Inez Gibson

P.O. Address St. Thomas County Clark

Name of Club St. Thomas Needle Workers

Examined by A. L. Thompson, M. D. Date Aug. 11, 1925

NEVADA BOYS' AND GIRLS' CLUB HEALTH CONTEST

First Prize - Grant Lee
(See score card following)



NEVADA BOYS' AND GIRLS' CLUB HEALTH CONTEST

First Prize - Grant Lee
(See score card following)

COOPERATIVE EXTENSION WORK IN AGRICULTURE AND HOME ECONOMICS
UNIVERSITY OF NEVADA, AGRICULTURAL EXTENSION DIVISION
AND U. S. DEPARTMENT OF AGRICULTURE COOPERATING
STATE OF NEVADA.

SCORE CARD FOR CHILD

Scale of Points	Perfect Score	Actual Score
Age 16 Sex Male		
I. GENERAL CONDITION		
1. Good nutritional condition 20		
a. Weight within normal range for height and age - Wt. 137. N. 128 Ht. 66	5	5
b. Muscles firm, sufficient flesh	5	5
2. Limbs straight indicating good bone growth, no previous rickets	5	5
3. Skin clear, smooth, neither too dry or moist, good color,	5	5
II. POSTURE - Erect and well balanced 15		
1. Head erect	3	3
2. Back straight, no abnormal curves	3	3
3. Shoulders even, not rounded	2	2
4. Shoulder blades flat across back	2	1
5. Chest high, abdomen flat	2	2
6. Weight carried on balls of feet	3	3
III. BODY 20		
1. Chest broad, deep, held somewhat in front of abdomen	5	4
2. Lungs, good expansion, healthy condition,	5	4
3. Heart, good circulation	5	5
4. Abdomen, flat, good muscles,	5	5
IV HEAD AND THROAT 20		
1. Hair, vigorous, clean, scalp healthy	2	2
2. Eyes, clean, bright, without dark circles or puffiness, vision normal or corrected with glasses, lids clean and healthy	3	2
3. Ears, clean, hearing normal	2	2
4. Nose, clean, breathing normal	3	3
5. Mouth and teeth.		
a. Teeth clean, even, strong, free from cavities or properly filled, no tartar	4	1
b. Gums, clean, firm pale pink, no receding	2	2
6. Throat, clean, healthy, breathing not obstructed, no bad tonsils	4	3
		67

Scale of Points	Perfect Score	Actual Score
		67
V. LEGS AND FEET 10		
1. Legs, straight and strong, no indications of rickets, knees and ankles strong and not enlarged	5	5
2. Feet, foot strong and pliable, arches not flattened, toes straight, foot held straight forward, not turned out in walking, no corns, bunions, etc.	5	5
VI. ARMS AND HANDS 5		
1. Straight, strong, clean and smooth	3	3
2. Nails, clean, sensibly trimmed, no nail biting	2	1
VII. SELF CONTROL 10		
As indicated by good poise, alert expression, cheerful disposition, no nervous habits, ability to relax and rest	10	9
TOTAL		90

Name Grant Lee

P.O. Address Panaca County Lincoln

Name of Club Calf

Examined by Henry Albert, M. D.
Frank Hartung, M. C. Date Aug. 11, 1925

NEVADA BOYS AND GIRLS' CLUB HEALTH CONTEST

First Prize - Carrie Linscott (tie)
(See score card following)



NEVADA BOYS AND GIRLS' CLUB HEALTH CONTEST

First Prize - Carrie Linscott (tie)
(See score card following)

COOPERATIVE EXTENSION WORK IN AGRICULTURE AND HOME ECONOMICS
UNIVERSITY OF NEVADA, AGRICULTURAL EXTENSION DIVISION
AND U. S. DEPARTMENT OF AGRICULTURE COOPERATING
STATE OF NEVADA.

SCORE CARD FOR CHILD

Scale of Points	Perfect Score	Actual Score
Age 12 Sex Female		
I. GENERAL CONDITION		
1. Good nutritional condition 20		
a. Weight within normal range for height and age - Ht. 54 in. Wt. 71 lbs. N.W. 71 lbs.	5	5
b. Muscles firm, sufficient flesh	5	5
2. Limbs straight indicating good bone growth, no previous rickets	5	5
3. Skin clear, smooth, neither too dry or moist, good color,	5	5
II. POSTURE - Erect and well balanced 15		
1. Head erect	3	3
2. Back straight, no abnormal curves	3	3
3. Shoulders even, not rounded	2	2
4. Shoulder blades flat across back	2	2
5. Chest high, abdomen flat	2	2
6. Weight carried on balls of feet	3	3
III. BODY 20		
1. Chest broad, deep, held somewhat in front of abdomen	5	5
2. Lungs, good expansion, healthy condition,	5	5
3. Heart, good circulation	5	5
4. Abdomen, flat, good muscles,	5	5
IV HEAD AND THROAT 20		
1. Hair, vigorous, clean, scalp healthy	2	2
2. Eyes, clean, bright, without dark circles or puffiness, vision normal or corrected with glasses, lids clean and healthy	3	3
3. Ears, clean, hearing normal	2	2
4. Nose, clean, breathing normal	3	3
5. Mouth and teeth.		
a. Teeth clean, even, strong, free from cavities or properly filled, no tartar	4	3
b. Gums, clean, firm pale pink, no receding	2	2
6. Throat, clean, healthy, breathing not obstructed, no bad tonsils	4	4
		74

Scale of Points	Perfect Score	Actual Score
V. LEGS AND FEET 10		74
1. Legs, straight and strong, no indications of rickets, knees and ankles strong and not enlarged	5	4
2. Feet, foot strong and pliable, arches not flattened, toes straight, foot held straight forward, not turned out in walking, no corns, bunions, etc.	5	5
VI. ARMS AND HANDS 5		
1. Straight, strong, clean and smooth	3	3
2. Nails, clean, sensibly trimmed, no nail biting	2	1
VII. SELF CONTROL 10		
As indicated by good poise, alert expression, cheerful disposition, no nervous habits, ability to relax and rest	10	9
TOTAL		96

Name Carrie Linscott

P.O. Address Smith County Lyon

Name of Club Smith Valley Poultry Club

Examined by A. L. Thompson, M. D. Date Aug. 11, 1925

NEVADA BOYS' AND GIRLS' CLUB HEALTH CONTEST

Second Prize - Charles Trescartes
(See score card following)



NEVADA BOYS' AND GIRLS' CLUB HEALTH CONTEST

Second Prize - Charles Trescartes
(See score card following)

COOPERATIVE EXTENSION WORK IN AGRICULTURE AND HOME ECONOMICS
UNIVERSITY OF NEVADA, AGRICULTURAL EXTENSION DIVISION
AND U. S. DEPARTMENT OF AGRICULTURE COOPERATING
STATE OF NEVADA.

SCORE CARD FOR CHILD

Scale of Points	Perfect Score	Actual Score
Age 11 Sex Male		
I. GENERAL CONDITION		
1. Good nutritional condition 20		
a. Weight within normal range for height and age - Wt. 120 Ht. 60½ N. 92	5	4
b. Muscles firm, sufficient flesh	5	4
2. Limbs straight indicating good bone growth, no previous rickets	5	5
3. Skin clear, smooth, neither too dry or moist, good color,	5	4
II. POSTURE - Erect and well balanced 15		
1. Head erect	3	3
2. Back straight, no abnormal curves	3	2
3. Shoulders even, not rounded	2	2
4. Shoulder blades flat across back	2	1†
5. Chest high, abdomen flat	2	1†
6. Weight carried on balls of feet	3	2
III. BODY 20		
1. Chest broad, deep, held somewhat in front of abdomen	5	4
2. Lungs, good expansion, healthy condition,	5	5
3. Heart, good circulation " "	5	5
4. Abdomen, flat, good muscles,	5	4
IV HEAD AND THROAT 20		
1. Hair, vigorous, clean, scalp healthy	2	2
2. Eyes, clean, bright, without dark circles or puffiness, vision normal or corrected with glasses, lids clean and healthy	3	3
3. Ears, clean, hearing normal	2	2
4. Nose, clean, breathing normal	3	3
5. Mouth and teeth.		
a. Teeth clean, even, strong, free from cavities or properly filled, no tartar	4	3†
b. Gums, clean, firm pale pink, no receding	2	2
6. Throat, clean, healthy, breathing not obstructed, no bad tonsils	4	4
		65

Scale of Points	Perfect Score	Actual Score
		65
V. LEGS AND FEET 10		
1. Legs, straight and strong, no indications of rickets, knees and ankles strong and not enlarged	5	5
2. Feet, foot strong and pliable, arches not flattened, toes straight, foot held straight forward, not turned out in walking, no corns, bunions, etc.	5	4
VI. ARMS AND HANDS 5		
1. Straight, strong, clean and smooth	3	3
2. Nails, clean, sensibly trimmed, no nail biting	2	1+
VII. SELF CONTROL 10		
As indicated by good poise, alert expression, cheerful disposition, no nervous habits, ability to relax and rest	10	9
TOTAL		87

Name Charles Trescartes

P.O. Address Lamoille County Elko

Name of Club Calf

Examined by Henry Albert, M. D., Frank Hartung, M. D. Date Aug. 11, 1925

NEVADA'S KEEP GROWING DEMONSTRATIONS
1925

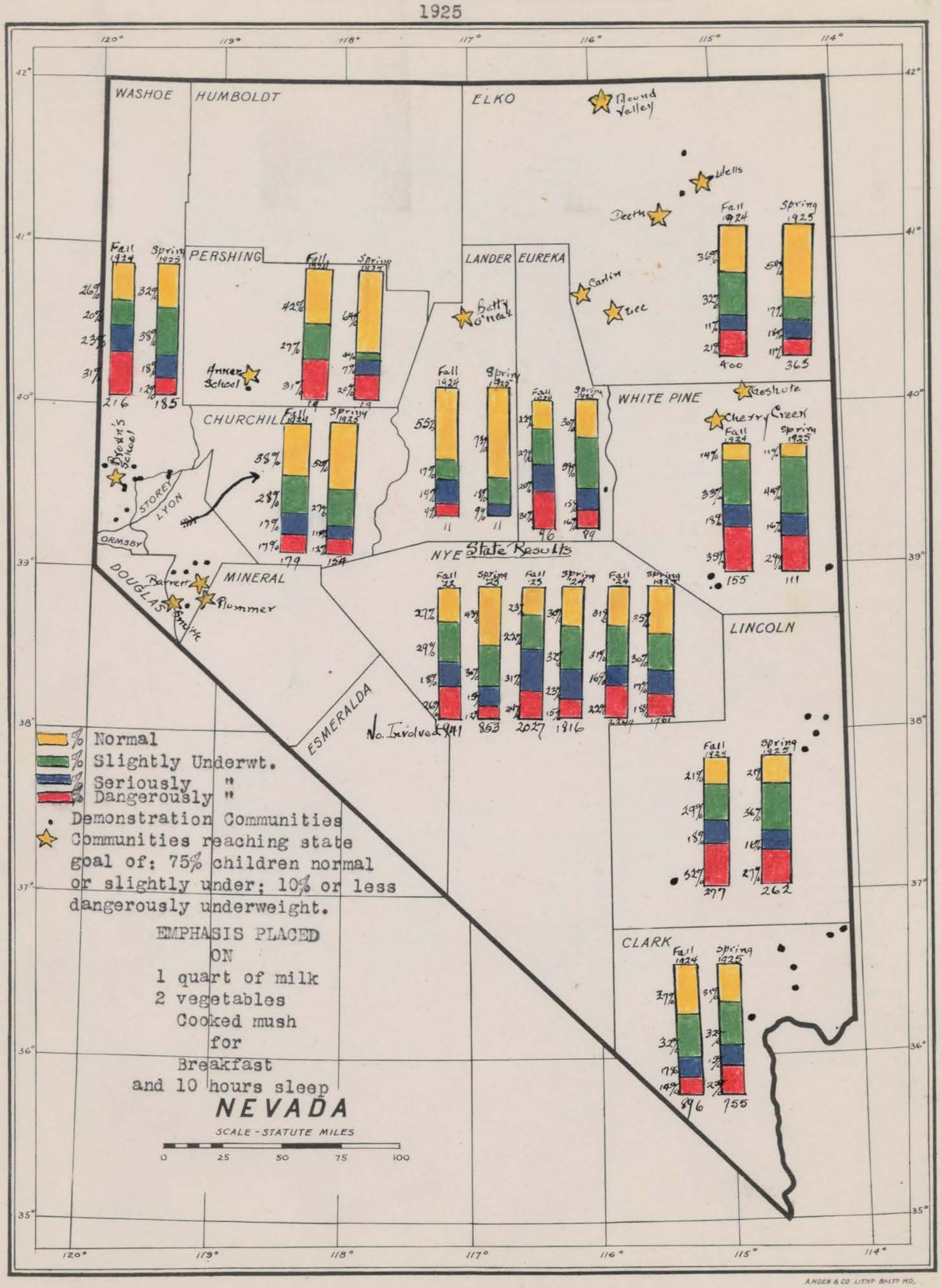

A. HOEN & CO. LITHO. BALTO. MD.



First Prize State Poster Contest

NEVADA STATE REPORT
NUTRITION PROJECT
"KEEP GROWING DEMONSTRATIONS"

CARRIED ON DURING 1924 - 1925
BY THE
EXTENSION DIVISION
OF THE
UNIVERSITY OF NEVADA

MARY E. STILWELL

ASSISTANT DIRECTOR

NEVADA'S KEEP GROWING DEMONSTRATIONS

The following outline of Nevada's major project in nutrition gives the development of the Keep Growing Demonstrations thruout nearly four years of work.

Following this is the third yearly report, which briefly describes the methods used in carrying on this work. This report is sent out to all interested organizations, the Farm Bureau, the State Board of Education, the State Board of Health, the University Teachers' Training and Home Economics department. Similar reports giving county statistics are sent to the county and community farm bureau directors, local leaders, schools, etc.

The Agricultural Extension Division hopes that by 1930 this work, or a modification of it, will be taken over by the State Department of Education, with a full-time health and nutrition worker in charge, leaving us free to take up other problems. In the meanwhile, we believe these Keep Growing Demonstrations are doing much to establish safe food and health habits in Nevada, at a minimum outlay of time, money and effort.

Nevada presents this work with no claims of originality, as the Keep Growing Demonstration is a much simplified modification of the "Let's Grow" project used in Minnesota. We have placed the work on a demonstration basis with definite goals and definite measurements of results; and have used local leaders to carry on most of the work. We believe that in this form these Keep Growing Demonstrations show the possibility of making a few agents and very limited funds definitely affect a large proportion of a State's population. The results obtained are due, we believe, to concentrating on a few basic points, using very simple technique, training local leaders to do a few things very well, having a specific goal and definite means of measuring results, and then persistantly carrying on the work until certain life habits are established, or until other agencies are trained to take over the work.

Respectfully submitted,

Mary E. Stilwell

Mary E. Stilwell
Assistant Director

NEVADA'S KEEP GROWING DEMONSTRATIONS

PRELIMINARY WORK

Existing Conditions Studied.

Food supply and food habits studied.
Groups of children and mothers weighed and measured.
Community, county, and state health statistics studied.

Definite indications that Nevada's diet was unsafe.

Less than one-fourth of children up to average weight for age and height.
From one-fourth to one-half of children dangerously underweight.
Rickers and poor teeth unusually prevalent.
Frequent epidemics of infectious diseases, especially colds.

Remedies Suggested.

Greatly increased use of milk and vegetables.
More family cows and home gardens.
Public eduation thru newspapers, exhibits and community meetings.
Development of health standards for children.
Help in developing health habits in the home.

Extension Problems.

Very limited funds - few agents - no nutrition specialist.
Vast territory - small scattered population - poor roads.
Little local leadership - indifferent public support.
A great need for definite results to show value of work.

Keep Growing Demonstrations Developed.

Slogans:- Normal growth is a sign of good health.
Right food and sleep habits are necessary for normal growth.

Methods:- Entire school group used as demonstration unit.
Children weighed and measured monthly.
Percentage variation of group tabulated, at beginning and end of school year.
Milk, vegetables, cooked mush, 10 hours sleep repeatedly emphasized.
Group meeting with mothers.
Local leaders and schools gradually trained.

NEVADA'S KEEP GROWING DEMONSTRATIONS

FIRST YEAR'S WORK

1922 - 1923

SLOGAN: - A quart of milk every day for every person.

METHODS: - Milk exhibits in schools, clubs, etc.

Pictures, rats, milk dishes.

Milk Cookery project groups.

Demonstration-Lectures.

Motion pictures and slides.

Milk demonstration groups in schools.

Songs - Games - Plays.

Increased milk production - The Family Cow.

Keep Growing Demonstrations in schools.

Local leaders assist agents a little.

Keep Growing Achievement Days.

Community goals set, i.e.,

5% increase in normal children.

5% decrease in those dangerously underweight.

NEVADA'S KEEP GROWING DEMONSTRATIONS

SECOND YEARS' WORK

1923 - 1924

SLOGAN: - Two vegetables every day.

A green leaf and root vegetable.

METHODS: - Vegetable exhibits in schools, clubs, etc.

Posters - vegetable dishes, etc.

Vegetable cookery project groups.

Vegetable cookery recipe contest.

Results printed as a bulletin.

Standards set for home vegetable gardens.

4 green leaf, 3 root, 2 pod, and 3 other vegetables.

Garden demonstrators and cooperators.

Canning, drying and storing of vegetables.

Winter vegetable supply budget.

Songs - games - plays - achievement days.

Keep Growing Demonstrations increased.

Local leaders' responsibility increased.

State goals set, i. e.

75% children either normal or slightly under.

10% or less dangerously underweight.

NEVADA'S KEEP GROWING DEMONSTRATIONS

THIRD YEAR'S WORK

1924 - 1925

SLOGAN: - Ten hours sleep every night.

METHOD: - Talks - Posters, etc., by agents and local leaders.

Demonstrations in increased sleep.

Demonstrations in short rest periods.

Demonstrations in supplementary feeding.

Work started on school lunch.

Keep Growing Demonstrations increased.

Local leaders' responsibility further increased.

Schools start to assume responsibility.

State Keep Growing Poster Contest.

State Health Contest by Boys' & Girls' Clubs.

Thirteen communities reach state goal of 75% normal or slightly under and 10% or less dangerously underweight.

NEVADA'S KEEP GROWING DEMONSTRATIONS

FOURTH YEAR'S WORK

1925 - 1926

(Just started)

SLOGAN: - Serve Hot Food for Lunch.

METHODS: - Bulletin on Hot Supplement to School Lunch.

Cooperation of State Department of Education.

Keep Growing Demonstrations increased.

Some of the schools take over basic responsibility.

Extension Division retains supervision by:

Assisting in initial and final examination.
Tabulating the results.
Making final reports.
Holding training classes for local leaders and teachers.
Furnishing subject matter material for leaders and teachers.
Giving some individual assistance to special cases.
Planning special campaigns, exhibits, etc.

State Keep Growing Poster Contest continued.

State and county health contests by boys' and girls clubs.

Cooperation of State Medical Association.

Special effort to maintain weight during vacation.

Food preparation project groups continued with mothers and club members.

NEVADA'S KEEP GROWING DEMONSTRATION REPORT

1924 - 1925

The following is a report of the third year of the nutrition project carried on with the school children in certain communities of the state, by means of "Keep Growing Demonstrations".

The Progress of the Work. The work started in the fall of 1922 in eight communities in three counties in the eastern section of the state with a total of 940 children. Each year there has been an increased demand for the work until this year it was carried on in 46 communities in nine counties with over 1900 children.

The Keep Growing Demonstrations are Based on the Following Points:

1. The health of a community may be justly judged by the health and growth of its school children and each community should know exactly what this condition is.
2. A vast majority of children will have active good health and maintain a normal rate of growth both as to height and weight if given the right kind of food and sufficient rest, with in some cases attention given to existing physical defects.
3. To maintain active good health and a normal rate of growth Nevada children need:
   a. A quart of milk each day. Milk furnishes line for bones and teeth, excellent protein for muscle growth, and health protecting vitamines.
   b. Two vegetables every day - a green leaf vegetable and a root vegetable, for roughage, growth producing vitamines, iron and other mineral matter.
   c. A sensible breakfast including cooked mush as an easily digested concentrated energy food.
   d. Ten hours or more of sleep every night, particularly before school days.

The Work is Carried on by the Agricultural Extension Division of the University of Nevada, in cooperation with some local organization such as the school board, the teaching force, parent teacher association, the Farm Bureau. The local organization sponsoring the work secures the interest and cooperation of the school board and teachers and obtains someone to act as local leader. The woman extension agent, assisted by the local leader, and if possible by a local physician or the public health nurse, weighs, measures and examines each child; finds out what he is eating, how much he is sleeping, and what forms of exercise he is taking. Each child is told just where he stands in physical development as compared to the average American schoolchild and what he should do to bring himself up to the best possible condition.

The four points generally emphasized are those given above, milk, vegetables, sensible breakfast, sleep. A written report is sent home to the parent and a summary of the condition of the entire school is sent

to the teachers, the school board and the sponsoring organization.

Follow up Work. Each month the agent or local leader and the teacher reweigh the children, and record progress on the classroom chart and send a written report home. Special conferences are held with the parents of dangerously underweight children to secure the vitally necessary home cooperation. A hot supplement to the school lunch for all children during the winter months, a reduction of strenuous over-exercise, and the removal of physical defects for the dangerously underweight are stressed. A brief report is made to the sponsoring organization every month, and general meetings with parents and children are held occasionally throughout the year as needed.

The whole effort has been to show the children, parents and community that active good health and steady growth are the normal condition for every child and that simple sensible living particularly in regard to food and sleep will produce results.

Results. The results secured during the past year and since the beginning are tabulated below.

	Original figures 1922-1923	Fall 1924	Spring 1925
Normal children	24%	31%	35%
Normal and slightly under. State goal 75%	57%	62%	65%
Dangerously underweight. State goal 10% or less	28%	22%	18%

The above figures show a steady increase in the percent of normal children and those slightly under, and an almost similar decrease in those dangerously underweight. Last year we had four communities reach the state goal of having 75% of the children either normal or slightly under, and 10% or less dangerously underweight. This year there are 13 communities that have reached this goal: Carlin, Deeth, Lee, Mound Valley and Wells in Elko County, Cherry Creek and Goshute in White Pine County, Browns School in Washoe County, Anker School in Pershing County, Barrett, Plummer and Smith in Lyon County, Betty O'Neal in Lander County. We call these our gold star communities. A certificate of attainment has been awarded to each. When a majority of our communities reach this condition our state goal will have been fulfilled.

This year the state as a whole has not reached the state goal of 5% increase in normal children and 5% decrease in those dangerously underweight. There was a 4% increase of normal children, and a 4% decrease in those dangerously underweight. However, we are sure this deline in progress was entirely due to the serious epidemics of whooping cough, chicken pox, and "flu", suffered thruout the state, particularly in the eastern and southern sections, the schools being closed for several weeks at a time. One serious epidemic occurred just before the final measurements were taken, and many children who had made good steady gains all year showed a sudden serious loss in weight. Had these epidemics not occurred, this year's record would very likely have exceeded last year's when the normal children were increased 7%, and those dangerously underweight were decreased 9%.

However throughout the state there is a marked improvement in general health and living habits, as indicated by firmer flesh, better posture, less nervous tension, fewer colds. The teachers testify to an increased mental as well as physical vigor. To make this progress permanent should be our aim.

The Keep Growing Poster Contest. As an inducement for persistent effort a State Keep Growing Poster Contest was held, 50% of the credit being given for the physical gains made and 50% for the clever poster illustrating one or more health points stressed.

The prize winners were: first prize, Lila Peterson, Lee, Elko County; second prize, Marjorie Gifford, Las Vegas, Clark County, Nevada; third prizes, Dona Drake, Wells, Elko County, Ethel Ballinger, Lamoille, Elko County, Dorothy Rose, Washoe Valley, Washoe County, Owen Grignon, Verdi, Washoe County, Henri Casci, Vista, Washoe County, Beulah Gardiner, Lund, White Pine County.

Suggestions for Future Work. The Agricultural Extension Division stands ready to cooperate with any communities of the state in demonstrating the value of this work and the methods used; and suggests that the following points be stressed during the coming year:

1. That the local organization sponsoring the work take an active part in arousing interest thruout the community so that full home and school cooperation may be secured, and that careful consideration be given to the monthly reports received.
2. That various phases of the work be correlated to the regular school work, i.e., language work in discussing the foods needed and why. Arithmetic in working out the percentage variation from the normal; art work in posters, slogans, etc.
3. That an earnest effort be made to supply a hot supplement to the lunches brought from home. This is a very serious problem.
4. That community effort continue to be exerted for an increased supply of milk and vegetables, especially the green leaf vegetables. An active campaign is needed to bring in a few more cows to some localities and practically the whole state needs more home gardens with the lengthening of the growing season thru the use of cold frames, etc.
5. The cooperation of local, county and state medical, dental and nursing organizations is earnestly solicited to help in the preliminary examinations and in devising means whereby serious physical defects such as diseased tonsils and teeth may receive attention in isolated communities where there is no doctor or dentist. These communities neither need or wish free clinics, but they do need help in bringing this vital assistance to these isolated children who cannot leave home.

Respectfully submitted,

Mary E. Stilwell

Mary E. Stilwell
Assistant Director.

NEVADA'S KEEP GROWING DEMONSTRATION REPORT 1925

STATE RESULTS COMPARED WITH STATE GOALS.

Counties	Children			% Increase in normal children State Goal +5%	% Decrease in dangerously underweight children State Goal -5%	% Children now normal and slightly underweight. State Goal 75%.	% Children now dangerously under weight. State Goal 10% or less
	Exam.	Compltg	%				
CLARK	896	755	84	- 6	+ 8	63	22
ELKO	400	363	91	+18	-10	71	11
EUREKA	96	89	92	+ 8	-16	69	15
LANDER	11	11	100	+18	- 9	91	0
LINCOLN	277	262	91	00	- 5	57	27
LYON	179	154	86	+12	- 5	75	12
PERSHING	19	19	100	+27	-11	73	20
WASHOE	216	185	85	+ 6	-19	70	12
WHITE PINE	155	111	71	-3	- 6	55	20
	2249	1969	87	+ 4	- 4	65	

NEVADA'S KEEP GROWING DEMONSTRATION REPORT 1925

STATE RESULTS COMPARED WITH STATE GOALS.

Counties	Children			% Increase in normal children State Goal +5%	% Decrease in dangerously underweight children State Goal -5%	% Children now normal and slightly underweight. State Goal 75%.	% Children now dangerously under weight. State Goal 10% or less
	Exam.	Compltg	%				
CLARK	896	755	84	- 6	+ 8	63	22
ELKO	400	363	91	+18	-10	71	11
EUREKA	96	89	92	+ 8	-16	69	15
LANDER	11	11	100	+18	- 9	91	0
LINCOLN	277	262	91	00	- 5	57	27
LYON	179	154	86	+12	- 5	75	12
PERSHING	19	19	100	+27	-11	73	20
WASHOE	216	185	85	+ 6	-19	70	12
WHITE PINE	155	111	71	-3	- 6	55	20
	2249	1969	87	+ 4	- 4	65	

NUTRITION PROJECT
KEEP GROWING DEMONSTRATION NARRATIVE REPORT
Elko County, Nevada

By

Flora E. McElhinney
County Extension Agent

The nutrition work in Elko County grew from 225 in 1923 and 1924 to 363 completing in June, 1925. Only 90 percent completed the work due to the fact that so many families moved away.

The work has been carried on with the splendid assistance and cooperation of the local leaders, the teachers and the County Child Welfare nurse, and we have also had good cooperation from the physicians and specialists.

Our biggest handicap is that schools do not have their own scales, and the county agent must take hers each month to the schools. There are two exceptions to this - the Lee and Wells schools have their own scales.

Schools are greatly interested, and requests for this work in additional schools have been received so that next year this will be one of our major pieces of work.

We recommend:-

That all schools purchase scales.
That all schools supply hot lunches where it is necessary for children to bring their lunches to school.
That communities continue to have their home gardens in which are grown the green vegetables as lettuce, chard, spinach, beets, carrots, turnips, cabbage, onions and radishes.
That they can or dry a goodly number of these for winter use, especially spinach, beet greens, Swiss chard and carrots.

Summary:-

Our County goals were 300 children in nutrition classes, and 363 out of the 400 enrolled completed.

The State goal was 75 percent of normal or slightly underweights. Our goal reached is 74.9 percent.

NEVADA'S KEEP GROWING DEMONSTRATION REPORT - 1925

ELKO COUNTY RESULTS COMPARED WITH THE STATE GOALS

FLORA E McELHINNEY - County Ext. Agent.

Communities	Children			Increase in normal children. State goal +5%	Decrease in children dangerously underweight. State Goal -5%	% Children now normal & slightly under. State Goal 75%	% Children now dangerously underweight Goal 10% or less
	Exam.	Compltg	%				
Carlin	107	107	100	+20.5	-14	77.5	9.3
Deeth	36	34	94	+16.9	+3.3	79.3	8.8
Lamoille	35	31	88	+13.7	+1.1	70.9	9.6
Lee	11	10	91	+23.7	-8.1	80.0	10.0
Metropolis	100	79	79	+15.9	-8.0	62.0	24.0
Mound Valley	13	12	92	+13.6	-7.0	74.9	8.3
North Starr	7	7	100	+28.5	-14.3	71.3	28.5
Wells	91	83	91	+20.0	-3.9	83.0	4.8

NEVADA'S KEEP GROWING DEMONSTRATION REPORT - 1925

ELKO COUNTY RESULTS COMPARED WITH THE STATE GOALS

FLORA E McELHINNEY - County Ext. Agent.

Communities	Children			Increase in normal children. State goal +5%	Decrease in children dangerously underweight. State Goal -5%	% Children now normal & slightly under. State Goal 75%	% Children now dangerously underweight Goal 10% or less
	Exam.	Compltg	%				
Carlin	107	107	100	+20.5	-14	77.5	9.3
Deeth	36	34	94	+16.9	+3.3	79.3	8.8
Lamoille	35	31	88	+13.7	+1.1	70.9	9.6
Lee	11	10	91	+23.7	-8.1	80.0	10.0
Metropolis	100	79	79	+15.9	-8.0	62.0	24.0
Mound Valley	13	12	92	+13.6	-7.0	74.9	8.3
North Starr	7	7	100	+28.5	-14.3	71.3	28.5
Wells	91	83	91	+20.0	-3.9	83.0	4.8

NUTRITION PROJECT

Carlin Community — Elko County

KEEP GROWING DEMONSTRATION REPORT

Sept., 1924 to May, 1925.

- - - - -

Total number of children examined 107
Number completing the demonstration 107
(Only those are included in the statistics given below)

	Sept., 1924	May, 1925
Normal (N and up to 15% above	40.2 %	60.7 %
Slightly Underweight (1-6%)	23.3	16.8
Seriously Underweight (7-9%)	7.4	4.6
Dangerously Underweight	23.3	9.3
Seriously Overweight (16% above and up)	5.6	8.4
	99.8	99.8

The work in this community was carried on with the cooperation of the County Child Welfare nurse, Mrs. Mildred Warner, and the Principal of the school, Mrs. Harriet Brown, and the results show the good work of the boys and girls.

Carlin has reached the State Goal with 77% children normal, or slightly underweight, only 9% dangerously underweight, and 8% dangerously overweight.

Another year's work, with the splendid cooperation accorded this year, should show increased results and put child health on a permanently satisfactory basis.

Suggestions for the coming year:

1. Secure school scales.

2. Appoint a local leader to carry on most of the monthly reweighing, the growing demands on the extension agent's time making this cooperation necessary;

3. Offer prizes in each room for the boy and girl making the best improvement.

4. See that all serious physical defects receive attention.

NUTRITION PROJECT

Deeth Community — Elko County

KEEP GROWING DEMONSTRATION REPORT

Oct., 1924 to May, 1925.

- - - -

Total number of children examined 36

Number completing the demonstration 34

	Oct., 1924	May, 1925
Normal (N and up to 15% above)	36 %	52.9 %
Slightly Underweight (1-6%)	41.6	26.4
Seriously Underweight (7-9%)	13.9	8.8
Dangerously Underweight (10% & up)	5.5	8.8
Seriously Overweight (16% above & up)	2.7	2.9
	99.7	99.8

In this community we have had the splendid cooperation of the teachers and the Homemakers' Club. This record means that during this demonstration the normal children increased 16.9 % - the State goal is 5%. This more than offsets the slight increase in the dangerously underweights.

The State goal is to have 75% of the children either normal or slightly underweight. Deeth has 79.3% in this class, so that next year the aim should be to decrease the dangerously underweights.

Suggestions for the coming year:-

1. Appoint a local leader to assist in the monthly reweighing.

2. Secure school scales.

3. More sleep for the underweights.

4. Have the few serious defects, such as defective tonsils and teeth, attended to.

NUTRITION PROJECT

Lamoille Community Elko County

KEEP GROWING DEMONSTRATION REPORT

Oct., 1924 to May, 1925

- - - -

Total number of children examined 35

Number completing the demonstration 31

	Oct., 1924	May, 1925
Normal (N and up to 15% above)	31.4	45.1
Slightly Underweight (1-6%)	40.0	25.8
Seriously Underweight (7-9%)	11.4	16.1
Dangerously Underweight (10% & up)	8.5	9.6
Seriously Overweight (16% above and up)	8.5	3.2
	99.8	99.8

Lamoille has made a gain of 14% in her normal, or nearly three times the State goal of 5% . We keenly regret that the dangerously underweights have increased, but this is due to influenza, mumps and tonsilitis, which afflicted the community.

The State goal for the normals and slightly underweights is 75%, and Lamoille has 80%. We are pleased with this record, and shows the result of the good cooperation which is enjoyed in this district.

Suggestions for the coming year:-

1. Secure school scales.

2. Appoint local leaders to assist in the monthly reweighing.

3. Offer small prizes for the boy or girl making the best gains.

4. Have the few serious defects, such as bad tonsils and teeth, receive medical attention.

NUTRITION PROJECT

Lee Community Elko County

KEEP GROWING DEMONSTRATION REPORT

Oct., 1924 to May, 1925

- - - -

Total number of children examined 11

Number completing the demonstration 10

	Oct., 1924	May, 1925
Normal (% and up to 15% above)	36.3	60
Slightly Underweight (1-6%)	18.1	20
Seriously Underweight (7-9%)	18.1	00
Dangerously Underweight (10% & up)	18.1	10
Seriously Overweight (16% above & up)	9.0	10
	99.6	100

This record shows a 24% gain in normals, or nearly 5 times the State goal of 5%. The State goal in the number of normals and slightly underweights is 65%, and Lee has a record of 80%. Another cause for rejoicing is the decrease of 8% in the dangerously underweights, which makes this community show a splendid record. This is due to the hearty cooperation of teacher, local leader, children and parents.

Lee, also, has the prize winner in the Keep Growing and Poster Contest.

Suggestions for the coming year:

1. Continue the work with the same splendid cooperation.

2. Offer prizes for the boy and the girl making the greatest improvement.

3. See that serious physical defects receive attention.

4. Have someone in the community continue to carry on the monthly reweighings. The growing demands on the extension agent's time makes this cooperation necessary.

NUTRITION PROJECT

Metropolis Community — Elko County

KEEP GROWING DEMONSTRATION REPORT

Sept. 1924 to May, 1925

- - - -

Total number of children examined 100

Number completing the demonstration 79

	Sept., 1924	May, 1925
Normal (N and up to 15% above)	19 %	32.9 %
Slightly Underweight (1-6%)	33	29.1
Seriously Underweight (7-9%)	13	10.1
Dangerously Underweight (10% & up)	32	24.
Seriously Overweight (16% above & up)	3	3.8
	100	99.9

This record means that during the school year the normal children have increased 13%, which is very good, and the dangerously underweight have decreased 8%.

This community has had severe set-backs, and we regret that there are 24% still dangerously underweight, but we expect with the same fine cooperation from the boys and girls that next year will see this number greatly decreased.

The State goal is 75% normal, or slightly underweight, and we have here only 62%. Still the school has made progress, and we hope for a decided improvement next year.

Suggestions for the coming year:-

1. Continue the work so well begun.
2. Organize special underweight class.
3. Secure school scales.
4. Appoint local leader to assist in monthly reweighings.
5. Serve hot school lunches. This is the biggest need.
6. Provide time for mid-morning and mid-afternoon lunch.
7. Have the few physical defects attended to.

NUTRITION PROJECT

Sand Valley Community — Elko County

KEEP GROWING DEMONSTRATION REPORT

Oct., 1924 to May, 1925

- - - -

Total number of children examined 13

Number completing the demonstration 12

	Oct., 1924	May, 1925
Normal (N and up to 15% above)	53.8 %	66.6 %
Slightly Underweight (1-6%)	23.0	8.3
Seriously Underweight (7-9%)	0.	8.3
Dangerously Underweight (10% & up)	15.3	8.3
Seriously Overweight (16% above & up)	7.8	8.3
	99.9	99.8

This record shows an increase of 13% in normals, and the State goal is 5%. The dangerously underweights have decreased 7%, which also exceeds the State goal.

This is a good record for the first year as the percent of normals and slightly underweights is 74.9%, almost the state goal.

Suggestions for the coming year:-

1. Continue the weighing and measuring.

2. Appoint a local leader to assist in the work.

3. Reduce the number of overweights.

NUTRITION PROJECT

North Starr Community Elko County

KEEP GROWING DEMONSTRATION REPORT

Oct., 1924 to May, 1925

- - - -

Total number of children examined 7

Number completing the demonstration 7

	Oct., 1924	May, 1925
Normal (N and up to 15% above)	0	28.5 %
Slightly Underweight (1-6%)	57.1 %	42.8
Seriously Underweight	0.	0
Dangerously Underweight (10% & up)	42.8	28.5
Seriously Overweight (16% above & up)	0.	0.
	99.9	99.8

This shows a one-hundred percent finish; that there were no normals in the beginning, and a 28.5% at completion; that the dangerously underweights decreased 14%, making a very good record. This result was made possible by the fine cooperation of teacher, parents, and children.

North Starr has now 71% either normal of slightly underweights, almost the State goal. Another year should decrease the dangerously underweights.

Suggestions for the coming year:-

1. More sleep for the dangerously underweights.

2. Appoint local leader to carry on most of the monthly reweighings.

3. Offer prizes to boy and girl making the greatest improvement.

NUTRITION PROJECT

Wells Community — Elko County

KEEP GROWING DEMONSTRATION REPORT

Oct., 1924 to May, 1925

- - - -

Total number of children examined 91

Number completing the demonstration 83

	Oct., 1924	May, 1925
Normal (N and up to 15% above)	45. %	65. %
Slightly Underweight (1-6%)	30.7	18.0
Seriously Underweight (7-9%)	6.5	4.8
Dangerously Underweights	8.7	4.8
Seriously Overweight (16% above and Up)	8.7	7.2
	99.6	99.8

This means that during this demonstration the normal and slightly underweight children increased from 75% to 83%. This is much better than the State goal of 75% increase. This is a splendid record, and could only have been secured by the whole-hearted cooperation of the children, the school, the parents, the various community organizations, and the extension agent, and last but not least the capable and efficient local leader.

The final State goal for this work is to have 75% of the children either normal or slightly under, and 10% or less dangerously underweight. Wells now has 83% normal or slightly under, and only 4.8% dangerously underweight.

When the beginning record in the fall is as good as this, Wells can consider the demonstration completed.

Suggestions for the coming year:-

1. More sleep. Some of your children are still short on sleep. No dances, parties or movies on nights that precede a school day. Ten hours sleep are absolutely necessary.

2. A prize offered in each room for the child making the greatest improvement.

3. Extend the work to the high school. Some of these pupils greatly need this work.

4. Have local leader attend to most of the monthly reweighings. The growing demands on the extension agent's time makes this cooperation necessary.

NUTRITION PROJECT GROUP

Carlin, Deeth, Lamoille, Lee, Metropolis,
Mound Valley, North Starr, Wells Communities Elko County

NAME	Age	Orig Ht	Orig N.W.	Sep	Oct	Nov.	Dec	Jan	Feb.	Mar	Apr.	May	Final Ht.	Final N.W.	Lbs. Gain	Orig %Var	Final % Var
CARLIN -																	
Wilber Phillips	10	54	70	65	69	70			72	70	70		54	70	5	-21	N
Viola Wangerin	8	49	55	50	55	55			56	56	55		49	55	4¼	- 7	N
DEETH -																	
Doris Black	11	55	74		69	71	71		73	74	75		55	74	6	- 6	+1
Marjorie Griswold	8	49	55		A	A	48		47	51	57		50	57	7	-12	N
LAMOILLE -																	
Ethel Bellinger	11	57	82		76	76			83	84	87		58	86	11	- 7	+1
Edw. Bastida	7	52	63		67	67			71	68	69		54	69	2	+ 6	N
LEE																	
Lily Petersen	12	60	95		84	91	91	95		95	101		61	100	17	-10	+1
Fay Hankins	7	47	51		52	51	51	55		55	55		49	54	3	+ 1	+1
METROPOLIS -																	
Ruth Lambert	6	45	45	42	44	44	45	45	46	46	47		46	47	5	- 6	N
Bruce Jensen	6	46	48	44	47	47	48	47	48	54	54		48	52	10	- 2	[illegible]

NUTRITION PROJECT GROUP (cont'd)

Mound Valley, North Starr,
Wells Communities

Elko County

NAME	Age	Orig. Ht.	Orig. N.W.	Sep	Oct	Nov.	Dec	Jan	Feb	Mar	Apr	May	Final Ht.	Final N.W.	Lbs. Gain	Orig % Var	Final % Var
MOUND VALLEY																	
Bert Cummings	9	54	70		69			70			72		55	72	3	-1	N
NORTH STARR -																	
Willard Cleverly	13	56	78		76	76	75		79	80	80		56	78	4	-2	+2
Velma Redden	12	60	95		80	80	84		89	90	91		60	95	11	-15	-4
WELLS -																	
Donna Drake	6	47	50		46	48	49		50	51	52		48	52	6	-6	N
Fred McElroy	15	61	100		122	123	124		127	129	129		63	110	7	+12	+1

KEEP GROWING DEMONSTRATION NARRATIVE REPORT

Eureka County, Sept.. 5, 1924 to May 15, 1925.

Submitted by Lassie Lane, District Extension Agent.

The agent visited Eureka every other month during the year. She helped with the preliminary and final examinations of the children and visited the school when in the country. Miss Laure Bublitz had charge of the project. Miss Bublitz was especially prepared for the work, is a graduate of Ames, and last year had special work at Columbia and one of the health stations in New York City.

The high school and grammar schools are conducted in one building under the same principle so are practically the same school, and will be treated in this report as such.

Eureka is a typical mining town situated on a branch line a day from the main railroad; this makes the food high, especially fresh vegetables. The mild supply is far from adequate - many families have no milk. One cow was taken in to the valley last year. It helped two families. Under these conditions the Keep Growing Demonstrations have not shown the good results which could be expected under the splendid leadership of Miss Bublitz. During the past few months, in fact, thruout the school year, there has been at times almost an epidemic of colds.

Ninety-three percent of the children were examined and finished the demonstration. None of the state goals were reached by the high school, and only two-increase of normal weight, 8.2%, and decrease of dangerously underweight, 5% - by the ward school. There are but 30% of the 11[illegible] children finishing the demonstrations, normal, and 22% are still dangerously underweight. The only solution of the problem would seem to be the introduction of more cows into the community and the growing of more home gardens. A garden is not impossible but in many places difficult. There are a few in town, but they were made under difficulties, and in some instances the dirt was carried from the lower part of the valley.

NEVADA'S KEEP GROWING DEMONSTRATION REPORT 1925

EUREKA COUNTY RESULTS COMPARED WITH STATE GOALS

Lassie Lane, District Extension Agent

Communities	Children			% Increase in normal children State Goal +5%	% Decrease in dangerously underweight State Goal-5%	% Children now normal or slightly underweight. State Goal 75%.	% Children now dangerously underweight. State Goal 10% or less.
	Exam.	Compltg.	%				
Eureka High School	31	29	94	-2	+5	54.8	31
Eureka Grammar School	96	89	93	+8.2	-5.11	68.6	14

NUTRITION PROJECT

Eureka Grammar School Eureka County

KEEP GROWING DEMONSTRATION REPORT

Sept. 5, 1924 to May 15th, 1925

Total number examined - 96

Number completing - 89 or 93%
(Only these are included in the statistics given below)

	Sept., 1924	May, 1925
Normal (N and up to 15% above)	21.8%	30.3%
Slightly underweight (1 to 6%)	27.0	38.3
Seriously underweight (7% to 9%)	19.7	14.6
Dangerously underweight (10% and more)	30.8	15.6
Seriously overweight (16% above and up)	1.0	1.0
	100.3	99.8

The Eureka Grammar School has less than one-third of the children up to weight, and more than a third slightly underweight. There has been a good decrease in the number of dangerously underweight children - there are only half as many as at the beginning of the year.

With the great amount of illness, the stress of work occassioned by the close of the school and final examinations, and the scarcity of the proper foods, it is not to be wondered that the results of the work are not better.

SUGGESTIONS FOR THE COMING YEAR.

1. Milk at school for the under weight children if possible.
2. At least two meetings of mothers during the year.

33. Contests for the best gains.

NUTRITION PROJECT

Eureka High School — Eureka County

KEEP GROWING DEMONSTRATION REPORT

Sept. 1924 to May 1925.

Total number of children examined----------31

Number completing demonstration---------- 29 or 94%
(Only these are included in the statistics given above)

	Sept. 1924	May 1925
Normal (N up to 15% above	29.0%	27.4%
Slightly underweight (1-6% underweight)	25.3	27.4
Seriously underweight (7-9% underweight)	9.7	10.4
Dangerously underweight 10% and up)	25.3	31.2
Seriously overweight (10% and up)	9.6	3.4
	99.9	99.8

In every case except in the number dangerously overweight children, which was reduced 6%, the condition of the end of the school year was worse than at the beginning. When considering the number rather than the percent, there was the same number of slightly underweight children, one more dangerously underweight, and one less normal children, at the end of the year than at the beginning.

SUGGESTIONS FOR COMING YEAR

1. More rest and sleep.
2. Milk for the underweith children.
3. At least two meetings of parents during the year to discuss the physical conditions of the children and methods of bringing them up to weight.

KEEP GROWING DEMONSTRATION NARRATIVE REPORT.

Lander County Sept. 15, 1924 to May 15, 1925.

Submitted by Lassie Lane, District Extension Agent.

On account of the lack of funds the agent visited the country only three times during the year. She weighed and measured the children of the Betty O'Neal School in Sept. and again in May.

Eleven children were examined and all of them finished the demonstration. In Sept. 54.5% were normal, in May 72.7% , a gain of 18.2%, exceeding the state goal which is 5% gain. One or 9% was dangerously underweight in Sept. and none in May, a decrease of 9%, state goal 5%.

At the end of the demonstration in May there were 72% normal, 18% slightly underweight and one or 9% seriously underweight.

Although the Betty O'Neal school is in a mining camp the children are well fed, they get plenty of milk and green vegetables which is unusual in the mountain districts. The children are mostly from the families of engineers and officers of the mine and are well cared for and healthy.

NUTRITION PROJECT

Betty O'Neal Lander County

KEEP GROWING DEMONSTRATION RECORD

Sept. 15, 1924 to May 15, 1925

Total Number of children examined----------11

Number completing demonstration----------11

	Sept. 1924	May 1925
Normal (N and up to 15%)	54.5%	72.7%
Slightly underweight (1-6%)	18.1	18.1
Seriously underweight (7-9%)	18.1	9.0
Dangerously underweight (10% and up)	9.0	0.0
	99.7	99.8

The Betty O'Neal School has exceeded the state goal by increasing the number of normal weight children by 18.2% instead of the perscribed 5% set by the state, decreasing the number of dangerously underweight children 9% instead of 5% and having no danderously underweight children at the present time. They do not reach the state goal, however, as they have but 72% instead of 75% of the children up to normal.

Next year it is hoped that the agent will be able to visit the school once a month. With proper encouragement the children will make an even better improvement. The agent has splendid help from the teacher who has carried on the work during the past year.

KEEP GROWING DEMONSTRATION
NUTRITION REPORT
Lyon County, September 1924 to May, 1925
Submitted by Lassie Lane, District Extension Agent

For the past two years the Keep Growing Demonstration has been carried in Lyon County in the following schools:- Meissner, Sanders, Barrett, Plummer, Smith, Wellington and Colony. The demonstrations began September 20th, 1924 and ended May, 15th, 1925.

The children were weighed and measured by the agent at the beginning of the demonstration in September. At this time we explained the work to the leader and the teacher.

The monthly weighings were done in part by the local leaders, one leader had charge of the work in each school. The inability to get the scales, which were used in three counties, has at times retarded the work of the local leaders and the weighing has been left to the agent. The agent made monthly visits to the schools, noted the progress of the demonstrations and encouraged the children to come up to their normal weight by stressing the following: - One quart of milk a day, cooked mush for breakfast, two green vegetables if possible, and 10 to 12 hours sleep each night.

During the past year Lyon County, and especially Smith Valley, epidemics of scarlet fever and colds have lessened the good results of the Keep Growing Demonstration.

A hot dish was served at noon in the Meissner, Sanders and Colony schools. Next year the hot dish will be established in all schools carrying on the demonstrations.

RECOMMENDATIONS FOR COMING YEAR.

1. That community Farm Bureau and State Extension office cooperate in holding a school for project leaders before beginning of demonstrations.
2. That a county project leader be appointed by the Farm Bureau for the following duties:-
   a. Schedule scales to each school and see that each local leader has them at proper times.
   b. Assist the agent by taking the place of a leader who is ill.
   c. Secure adequate publicity.
3. That each community appoint a local leader (a mother in the community, who has the time to faithfully carry out her duties, i.e.,
   a. Make monthly weighings.
   b. Assist in establishing and conducting a hot dish at noon.
   c. Take charge of publicity in community.
   d. Assist with mothers' meetings at least twice a year.
   e. Help raise money for local scales.
4. That a hot dish be served in every school where Keep Growing Demonstrations are conducted.
5. Because of the increasing demand for various phases of Extension work, it will be impossible for agent to do the monthly weighings as she frequently has done in the past. Therefore, efficient local leaders are absolutely essential to the success of the work.
6. It is urged that all schools take part in the state-wide Keep Growing Poster Contest as an incentive for continued efforts to gain, and that small local prizes be offered by the County Farm Bureau.

NEVADA'S KEEP GROWING DEMONSTRATION REPORT - 1925

Lyon County Results Compared with the State Goals

Lassie Lane, District Extension Agent.

Communities	Children			Increase in Normal Children. State Goal +5%	Decrease in dangerously underweight. State goal -5%	% children now normal and slightly underwt. State goal 75%	% children now dangerously under. State goal 10% or less
	Exam.	Compltg	%				
Meissner	16	14	87	+23.2	-29.4	76.4	14.2
Sanders	28	27	97	+19.6	-9.1	62.9	25.9
Barrett	18	16	89	+29.2	-4.9	81.2	6.2
Perry	7	6	86	+7.2	+19.0	66.6	33.3
Plummer	22	18	81	+27.3	-3.5	83.3	5.5
Smith	44	38	86	-5.3	-6.1	78.9	5.2
Wellington	10	9	90	-3.4	+1.1	66.6	11.0
Colony	28	26	93	+29.0	-3.0	73.0	7.6

NUTRITION PROJECT

Colony Community Lyon County

KEEP GROWING DEMONSTRATION RECORD

Oct., 1924 to May, 1925

Total number of children examined - - - - - - - - - - - - - - - - 28

Number completing the demonstrations - - - - - - - - - - - - - - 26 or 93%
(Only those are included in the statistics given below)

	Oct. 1924	May, 1925
Normal (N and up to 15% overweight)	25.0	53.8
Slightly underweight (1 to 6% underweight)	50.0	19.2
Seriously underweight (7 to 9% underweight)	14.3	19.2
Dangerously underweight (10% and up)	10.6	7.6
	99.9	99.8

The Colony Community has done a good piece of work in this year's Keep Growing Demonstration They increased the number of normal children 28%, which is more than five times the state goal of 5%. They have also brot 73% of the children up into the normal or slightly under groups, which is within 2% of the state goal of having 75% in these two groups. Another year of persistent work will undoubtedly reach or exceed this goal.

The number of dangerously underweight children was decreased 3% which does not equal the state goal of 5% decrease in this group; but this is to be expected when the number of dangerously underweight children is gradually eliminated. This school has, however, exceeded the state goal of having only 10% of the children dangerously underweight for they now have only 7.5% dangerously underweight.

In this school, 13.6% of the children are classed as seriously overweight, but as they come from racial stock that is naturally heavy set, we are not worrying at all about them, and consider that for their type they are normal and show every sign of being in excellent health - firm flesh, erect carriage, clean skins and eyes.

By another year's good work, the Colony Community should reach both state goals, i.e., 75% of the children either normal or slightly under, and 10% or less dangerously underweight.

SUGGESTIONS FOR THE COMING YEAR:-

1. Continue the hot dish at noon.

2. More help from the project leader as follows:-

   a. Make monthly weighings.
   b. Assist teacher with hot dish at noon.
   c. Assist with two meetings of parents.
   d. Give publicity to good results of work.

3. Take part in the State Keep Growing Poster Contest.

4. If possible, secure scales for school.

NUTRITION PROJECT

Meissner Community

Lyon County

KEEP GROWING DEMONSTRATION REPORT

Sept. 1924 to May, 1925

Total number of children examined - - - - - - - - - - - - - - - - 16

Number completing the demonstration - - - - - - - - - - - - - - - 14

Normal (N and up to 15% above)	Sept. 1924	May, 1925
Normal (N and up to 15% above)	12.5	35.7
Slightly underweight (1-6%)	37.5	35.7
Seriously underweight (7-9%)	6.2	14.2
Dangerously underweight (10% and up)	43.6	14.2
	99.8	99.8

The Meissner community has made a splendid record by exceeding all but one of the state goals during the past year. The number of normal children were increased 23%, the number of dangerously underweight children decreased 29% instead of the prescribed 5% in each case set by the state.

They have also slightly exceeded the state goal of having 75% of the children either normal or slightly underweight as they now have 76.4% in these two groups.

14.2% of the children are still dangerously underweight, while the state goal is to have only 10% or less in this group. Another year's work should see this goal realized.

This progress has been made in spite of the large amount of sickness from colds and other infectious childish diseases.

SUGGESTIONS FOR COMING YEAR:-

1. Still more cooperation of parents.
2. Local leader continue to do monthly weighings.
3. Milk at noon and hot lunch continued.
4. Take part in State Keep Growing Poster Contest.
5. Two meetings of parents during year.

NUTRITION PROJECT

Perry Community Lyon County

KEEP GROWING DEMONSTRATION REPORT

Sept. 1924 to May, 1925

Total number of children examined - - - - - - - - - - - - - - - 7

Number completing the demonstration - - - - - - - - - - - - - - 6
(Only these are included in the statistics given below)

	Sept. 1924	May, 1925
Normal (N and up to 15% above)	42.6	50.0
Slightly underweight (1-6%)	28.5	16.6
Seriously underweight (7-9%)	14.2	00.0
Dangerously Underweight (10% and up)	14.2	33.3
	99.7	99.9

The Perry Community increased the number of normal children 7.2%, exceeding the state goal of 5%.

The situation as to the dangerously underweight children (an increase of + 19.0% instead of decrease of 5%) is because of the small number of children involved. The record of each child has a very decided effect on the whole school record. For instance one boy who gained 8½ pounds, an excellent effort, but he also grew 2 inches, which kept him still in the dangerously underweight group. However, another year's effort will very likely bring him out of this class.

The Perry District has 66.6% of the children either normal or slightly under. Another year's work should enable them to reach the state goal of 75% in these two groups.

The 44% who are still dangerously underweight can be very much improved by another year's work, because the few children involved will allow a concentrated effort in their behalf. Another year's work should see the Perry District reach both the state goals.

SUGGESTIONS FOR THE COMING YEAR:-

1. Appoint a community leader that will have time to devote one day a month to this work.

2. Report progress at monthly community meetings.

3. Take part in the State Keep Growing Poster Contest with small prizes offered by the community.

NUTRITION PROJECT

Barrett Community — Lyon County

KEEP GROWING DEMONSTRATION REPORT
Sept. 1924 to May, 1925

Total number of children examined - - - - - - - - - - - - - - - - 18

Number completing demonstration - - - - - - - - - - - - - - - - - 16
(Only these are included in the statistics below)

	Sept. 1924	May, 1925
Normal (N and up to 15% above)	33.3	62.5
Slightly unddrweight (1 to 6%)	33.3	18.7
Seriously underweight (7 to 9%)	16.6	6.2
Dangerously underweight (10% and up)	11.1	6.2
Seriously overweight (16% above and up)	5.5	6.2
	99.8	99.8

The Barrett Community can justly be proud of their record in the Keep Growing Demonstration this year. They have exceeded three of the state goals and have come within one-tenth of one-percent of reaching the other.

Barrett Community increased the normal children 29.2%, which is over five times the state goal of 5% increase.

They decreased the dangerously underweight children 4.9%, which is within one-tenth of one-percent of the state goal, i.e., 5%.

The state goal is to have 75% of the children either normal or slightly under. Barrett community has 81.27%.

The state goal is to have only 10% or less of the children dangerously underweight. Barrett Community has only 6.2 dangerously underweight.

6.29% of the Barrett children are classed as seriously overweight, but these children come from racial stock that are naturally stocky and well built. Their flesh is firm and solid and they show all signs of good health.

SUGGESTIONS FOR THE COMING YEAR:-

1. Keep up the good work in the same way and make the year's record a permanent achievement.
2. Select a project leader who has the time to give one day a month to this work and keep up the interest of both children and parents.
3. Serve a hot dish at noon during the winter months.
4. Take part in the State Keep Growing Poster Contest with small prizes offered by the community.
5. If possible, secure scales for the school.

NUTRITION PROJECT

Plummer Community Lyon County

KEEP GROWING DEMONSTRATION REPORT

Sept., 1924 to May, 1925

Total number of children examined - - - - - - - - - - - - - 28

Number completing the demonstration - - - - - - - - - - - - 10
(Only those are included in the statistics given below)

	Sept. 1924	May 1925	May 1924
Normal (Normal and up to 15% above)	22.7	50.0	44.4
Slightly underweight (1-6%)	50.0	33.3	38.9
Seriously underweight (7-9%)	13.6	5.5	5.5
Dangerously underweight (10% and up)	9.0	5.5	11.1
Seriously overweight (16% above and up)	4.5	5.5	0.0
	99.8	99.8	99.9

The Plummer Community did an excellent piece of work in the Keep Growing Demonstration this year. The increase in the number of normal children, 27.3%, is splendid, being over five times the state goal. They fell below the state goal in regard to the dangerously underweight children, decreasing these only 3.5% instead of 5%.

The Plummer District also exceeded the other state goals, having 83.3% of the children either normal or slightly under (the state goal is 75%), and having only 5.5% of the children dangerously underweight (the state goal is 10% or less).

It has been very encouraging to note that the figures for the end of the school year of 1925 are better than for 1924. But of the children who were up to weight in the spring of 1924, some of them were again below normal at the beginning of the demonstrations in the fall of 1924. This means that in summer parents should give more care to regular simple meals, and especially to an adequate amount of sleep, at least 10 hours.

SUGGESTIONS FOR THE COMING YEAR:-

1. That a project leader be appointed by the community Farm Bureau who will have time to do the work as follows:

   a. Make monthly weighings.
   b. Help establish a hot dish at noon.
   c. Assist with at least two meetings of parents.
   d. Give publicity to good results of work and assist with State Keep Growing Poster Contest.

2. Take part in the State Keep Growing Poster contest with small prizes offered by communities.

NUTRITION PROJECT

Saunders Community Lyon County

KEEP GROWING DEMONSTRATION REPORT

Sept. 1924 to May, 1925

Total number of children examined - - - - - - - - - - - - - - - - 28

Number completing the demonstration - - - - - - - - - - - - - - - 27
(Only those are included in the statistics given below)

	Sept. 1924	May, 1925
Normal (N and up to 15% above)	28.5	48.1
Slightly underweight (1-6%)	21.0	14.8
Seriously underweight (7-C%)	10.5	7.4
Dangerously underweight (10% and up)	35.0	25.9
Seriously overweight (16% above and up)	3.5	3.7
	98.5	99.9

TheSaunders Community has exceeded the state goal by increasing the number of normal weight children 19.5% instead of the state goal of 5%, and decreasing the dangerously underweight children 9.1% instead of the 5% set by the state in each case. They have not yet reached the state goal of 75% of the children normal or slightly under, having only 62.9% in these groups, nor have they reached the state goal of having 10% or less of the children dangerously underweight, having 25.9% of the children dangerously underweight. But we firmly believe another year's work will reach both these goals.

Except in the case of the dangerously underweight children, there is a decided improvement over last year. The third year should show far greater results. It is a significant fact that the five underweight children of the lower grades are habitual coffee drinkers.

SUGGESTIONS FOR THE COMING YEAR:-

1. That the Farm Bureau appoint a local leader who has time to do the work as follows:

   a. Make monthly weighings

   b. Assist with hot dish at noon.

   c. Assist with at least two meetings of parents.

   d. Give publicity to good results of work.

   e. Try to raise money to purchase scales.

2. That hot dish at noon be continued.
3. That scales for the school be purchased by school district or community Farm Bureau.
4. That school take part in State Keep Growing Poster Contest.
5. Two meetings of parents be held during year.

NUTRITION PROJECT

Smith Community Lyon County

KEEP GROWING DEMONSTRATION REPORT

Sept. 1924 to May, 1925

Total number of children examined - - - - - - - - - - - - - - 44

Number completing the demonstration - - - - - - - - - - - - - 38 or 86%

	May 1924	Sept. 1924	May 1925
Normal (N and up to 15% above)	36.5%	50.0	44.7
Slightly underweight (1 to 6%)	24.3	20.4	34.2
Seriously underweight (7 to 9%)	21.9	13.6	10.5
Dangerously underweight (10% and up)	9.7	11.3	5.2
Seriously overweight (16% above and up)	7.3	3.7	5.2
	99.7	99.0	99.8

It is interesting to compare not only the figures of the beginning and end of the year, but also the results of last year's demonstrations. As a whole, this year's work shows results and there is steady improvement. Even tho there was a decrease in the number of normal children, it must be taken into consideration that during the month of May in Smith Valley there was almost an epidemic of colds which followed other diseases during the winter. One-third of the children were out of school during the early spring and the reports show the effect of their illness.

Even under these conditions there was a decrease of 6.1% in the number of the dangerously underweight children and at present there are only 5.2% of the children dangerously under and both of these figures over-reach the state goal of 5%. The state goal of at least 75% of children normal or slightly underweight was exceeded by having 78.9% in these two groups.

SUGGESTIONS FOR THE COMING YEAR:-

1. More help from the project leader to relieve the agent of the monthly weighing and give her more time for follow-up work.
2. Hot dish at noon.
3. More publicity to the work.
4. At least two meetings of parents during the year.
5. Take part in the State Keep Growing Poster Contest.

NUTRITION PROJECT

Wellington Community Lyon County

KEEP GROWING DEMONSTRATION REPORT

Sept. 1924 to May, 1925

Total number of children examined - - - - - - - - - - - - - - 10

Number completing the demonstration - - - - - - - - - - - - - 9 or 90%

	Sept 1924	May 1925
Normal (N and up to 15% above)	70.0	66.6
Slightly underweight (6%)	10.0	11.1
Seriously underweight (7-9%)	10.0	11.1
Dangerously underweight (10% and up)	10.0	11.1
	100.0	99.9

The Wellington Community has not reached the state goal of increasing the number of children 5%. The number was decreased 3.4%.

The goal of decreasing the dangerously underweight children 5% was also not reached. Instead they were increased 1.1%.

This failure to reach the state goal is largely because Wellington already had gained such a high standing in this work. The state goal is to have 75% of the children either normal or slightly under. Wellington now has 77.7% in these groups. The state goal is to have only 10% or less of the children dangerously underweight. Wellington had attained this goal last fall, but fell slightly below before spring. She now has 11.1% dangerously underweight. By another year's work, this can easily be remedied.

SUGGESTIONS FOR THE COMING YEAR:-

1. That the Community Farm Bureau appoint a leader who will have time to do the following work:

   a. Make monthly weighings.
   b. Assist teachers in establishing a hot dish at noon.
   c. Assist in holding two meetings of mothers.
   d. Give publicity to good results of work.

PROJECT GROUP

[illegible], Sanders, Barrett, Perry, Plummer, Smith, Wellington, Colony Communities — Lyon County

NAME	Age	Orig. Ht	Orig. N. W.	Sep	Oct	Nov	Dec	Jan	Feb	Mar	Apr	May	Final Ht.	Final N. W.	Lbs. Gain	Orig. % Var	Final % Var
MEISSNER SCHOOL																	
Adena Aiazzi	10	55 4/5	77	72¼	75¼	A	73 7/8	79	80		80½	80	56¾	81	8¼	-6	-0.6
SANDERS SCHOOL																	
Adolia Pardini	10	53	67	63	64¼	65¼	67¾		66¾	65¼	68 3/8	68 5/8	53	67	5 3/8	-6	+2
BARRETT SCHOOL																	
Fred Thraiokill	10	50	58	51¾	53	53			55	5[illegible]	A	58	51	61	6¼	-11.	-5
PERRY SCHOOL																	
Hugh Perry	9	51	61	58¾	59½	58½				65½	62½	64	52½	64	5	-4	0
PLUMMER SCHOOL																	
John Pelligrini	12	52½	68	58	60	61				64	62	64	53	68	6	-15	-5
SMITH SCHOOL																	
Meriam McKay	7	44	44	48¾			53¼	A	A	A	51 3/8	54	47	53	6¼	-11	0
WELLINGTON SCHOOL																	
Marian Terry*	6	47	50		56		55¾	57	59	57	56	55	48	52	-2	+12	+6
COLONY SCHOOL																	
Earl Smith	6	48	52		45¼	51	53	53	54	52	56	54	48¾	55	9	-12	0

KEEP GROWING DEMONSTRATION NARRATIVE REPORT

Pershing County January to May 1932.

Submitted by Lassie Lane, District Extension Agent.

The school nutrition project was not adopted by the Farm Bureau women until January, when Mrs. Wm. Weidmaier was appointed leader for the year. In April she was succeeded by Mrs. Vernon Westfall.

The agent made the original and final examination assisted by the project leader and visited the schools once a month.

The children of the Anker school are all of one family and went home for their dinner. At the Big Meadow school, the teacher, with the assistance of the children, served cocoa at noon.

Considering the short time the demonstrations have been carried on the results are very good. All the children completed the demonstrations. There were but two schools in the Community, the Anker, with four children, two slightly underweight at the beginning and all up to weight at end of demonstrations. The Big Meadow School made an increase of 13.4% in the number of normal children; 5% is the state goal. It also exceeded the state goal by a decrease of 6.8% in the number of dangerously underweight children.. The state goal of having 75% of the children either normal or slightly under was not quite reached, the county record now being 73%, while 20% are still dangerously underweight, instead of 10% as stated in the state goal.

NEVADA'S KEEP GROWING DEMONSTRATION REPORT 1925

PERSHING COUNTY REPORT COMPARED WITH STATE GOALS

LASSIE LANE - DISTRICT EXTENSION AGENT

Communities	Children			% Increase in normal children State Goal +5%	% Decrease in dangerously underwt.children Goal -5%	% Children now normal and slightly underweight. State Goal 75%.	% Children now dangerously underweight. State Goal 10% or less.
	Exam.	Compltg	%				
Big Meadow	15	15	100	+14	-6.8	66.6	19.8
Anker	4	4	100	+50	None at beginning or end of year	100.0	0.0

NUTRITION PROJECT

Anker School — Pershing County

KEEP GROWING DEMONSTRATION RECORD

January 1925 to May 1925

Total number of children examined----------4

Number completing demonstration----------4 or 100%

	Jan. 1925	May 1925
Normal (N and up to 15% above)	50%	100%
Slightly underweight (1-6%)	50	0
	100	100

The Anker children at the beginning of the year had two children slightly underweight. During the year they gained until by May they were slightly overweight or normal. They far exceed all of the state goals with no dangerously underweight children, 100% normal, and an increase of 50% in the normal weight children.

Next year the school will be consolidated with the Lovelock town school.

NUTRITION PROJECT

Big Meadow Community — Perishing County

KEEP GROWING DEMONSTRATION REPORT

Jan. to May 1925

Number of children examined ----------15

Number completing demonstration----------15 or 100%

	Jan. 1925	May 1925
Normal (N up to 15% above)	46.6%	60.0%
Slightly underweight (1-6%)	26.6	6.6
Seriously underweight (7-9%)	00.0	13.2
Dangerously underweight (10% and up)	26.6	19.8
	99.8	99.6

The Big Meadow School exceeded the state goal by increasing the number of normal weight children 14% and decreasing the number of dangerously underweight children 6.8%, but in respect of the present number of dangerously underweight children it fell below by having 19.8% instead of only 10% or less, and also having only 60% normal instead of 75% as set by the state.

With the increased interest of the mothers in the work, next year should show much better results. The demonstrations will be begun at the beginning of the year and a hot dish will be provided--a more nourishing and better liked food than the cocoa served during the past year.

Suggestions for next year.

1. School for project leader.
2. Variety of hot foods at noon.
3. At least two meetings of mothers during the year.
4. Begin demonstrations in Sept.

SUMMARY OF
WASHOE COUNTY'S KEEP GROWING DEMONSTRATION REPORT
1924-1925

This project has been carried on in Washoe County for the past two years. The first year the work was in Anderson, Browns, Huffakers, Vista, Wadsworth, and Washoe Valley schools, making six schools. There were 165 children examined and 150 children who completed the project.

This year there were Franktown, Glendale, North Truckee, and Verdi schools added, making a total of ten schools, 216 children being examined and 185 completing project.

Real progress has been made with this project altho all the state goals have not been reached in all communities. These figures show the progress of work for two years. The final state goal is to have 75% children normal or slightly underweight.

PERCENT OF CHILDREN NORMAL OR SLIGHTLY UNDERWEIGHT

	1924	1925
Anderson	52%	70 %
Browns	72	76.47
Huffakers	75	72.96
Vista	75	66.66
Wadsworth	69	69.69
Washoe Valley	46	71.42

The communities which are lower this year had an epidemic of children's diseases.

The Farm Bureau Board of Directors, Farm Bureau Homemakers, the county nurse, and mothers' clubs, have cooperated in every way possible to carry out this project.

The woman extension agent has spent one-third of her field time every month in this work. Much office time has been spent in getting out material to leaders and parents.

HOW IS A KEEP GROWING DEMONSTRATION CARRIED ON?

1. With the assistance of the Extension Division, each child is weighed and measured and a brief examination of teeth and tonsils, etc. made. Each child is personally told just where he stands as compared with the average child of his age and height and what food and how much sleep he needs. Any serious physical defect is brought to the attention of the parents and left to their good judgment.

2. A class room record chart is hung in each school room, showing just where each child stands. Each month the local leader and teacher reweigh the children and record the gains and losses. This keeps up interest.

3. At the end of the year the height and weight are taken again and the results tabulated.

4. Throughout the year the Extension Agents and local leaders hold group meetings with the parents and teachers, explaining just what home and

school cooperation is needed -- an extra cow, more green leaf vegetables, more sleep, less movies. Ultimately the whole success of the work rests on this home and school cooperation.

5. A yearly written report is sent to each community and county showing the results of the work.

SUGGESTIONS FOR THE COMING YEAR

1. Scales be placed in Verdi, Huffaker, and Wadsworth schools.

2. That milk be furnished in schools and that a hot lunch be served in schools wherever possible.

3. Continue health work given by county nurse.

4. Local leaders do reweighing of children. Agent doing weighing and checking up at beginning and end of year. Agent to visit schools once every two months. Visit parents of children of children who are dangerously underweight.

5. Continue giving prizes for greatest gains and best poster.

6. Continue community and county poster exhibits.

7. Continue Achievement programs.

The following tabulations give in detail the county and community records.

Respectfully submitted,

Hazel Zimmerman,
County Extension Agent,
Washoe County

NEVADA'S KEEP GROWING DEMONSTRATION REPORT - 1925

WASHOE COUNTY RESULTS COMPARED WITH STATE GOALS

HAZEL ZIMMERMAN - County Extension Agent

Communities	Children			Increase in normal children. State goal - 45%	Decrease in dangerously underweight. State Goal -5%	%Children now normal or slightly under. State Goal 75%	%Children now dangerously underweight. State goal 1[illegible]% or less
	Exam.	Compltg	%				
Anderson	10	10	100	-10	-20	70	0
Browns	23	17	74	+5.89	-41.16	76.47	[illegible].88
Franktown	4	4	100	-[illegible]5.	-50.	50.	0
Glendale	11	10	91	+30	0.0	70.	20.
Huffakers	39	37	95	-18.93	-2.70	72.96	13.51
North Truckee	12	11	92	[illegible].0	-27	66.63	[illegible]
Verdi	60	47	78	+10.69	-16.90	68.08	17.02
Vista	10	9	90	+33.33	0	66.66	11.11
Wadsworth	4[illegible]	33	82	+6.06	-27.27	69.69	21.[illegible]
Washoe Valley	7	7	100	-14.27	No danger. underwt. thruout year	7[illegible].42	

NUTRITION PROJECT

Anderson Community Washoe County

KEEP GROWING DEMONSTRATION REPORT

Sept. 1924 to May 1925.

Total number of children examined - 10

Number of children completing demonstration- - - - - - - - - - - - - - - - 10 (100%)

	Sept. 1924	May 1925
Normal (N and up to 15% above)	50%	40%
Slightly underweight (1-6%)	20	30
Seriously underweight (7-[illegible]%)	10	30
Dangerously underweight (10% and up)	20	--
Seriously overweight (15% above and up)	--	--
	100	100

This means that during the demonstration the normal children decreased 10% due to a child being in a serious automobile accident. Those dangerously underweight decreased 20%. The state goal is to have 5% decrease in those dangerously underweight. The Anderson Community made the goal four times for those dangerously underweight.

The final state goal is to have 75% of the children either normal or slightly underweight. The Anderson community now has 70% of the children either normal or slightly underweight. None of the children in this community are now dangerously underweight.

Mrs. W. R. McGowan, project leader, has given excellent cooperation during the year. The Homemakers have cooperated as have the members of the school board.

SUGGESTIONS FOR COMING YEAR.

1. That work be continued in same manner.

2. That hot chocolate or milk be served again to all children.

3. Milk drinking contest to be continued.

4. That the county nurse continue the health work in the school.

5. That parents have children's dental work done.

6. That Achievement Program and poster contest be continued.

NUTRITION PROJECT

Browns Community Washoe County

KEEP GROWING DEMONSTRATION REPORT

Sept. 1924 to May 1925.

Total number of children examined - - - - - - - - - - - - - - - - - 23

Number of children completing demonstration- - - - - - - - - - - - 17 (73%)
(only these are included in statistics given below)

	Sept. 1924	May 1925
Normal (N & up to 15% above)	23.52%	29.41%
Slightly Underweight (1-6%)	23.52	47.06
Seriously Underweight (7-9%)	- -	11.76
Dangerously Underweight (10% & up)	47.04	5.88
Seriously Overweight (16% above & up)	5.88	5.88
	99.96	99.99

This means that normal children increased 5.89% while those dangerously underweight decreased 41.16%. The state goal is to have a 5% increase in those normal and a 5% decrease in those dangerously underweight. Browns school has made an excellent record in nutrition work. The increase in normal children exceeding the state goal, and the decrease in those underweight exceeding the state goal over eight times.

The final state goal is to have 75% of the children either normal or slightly underweight. Browns' community final record for this year is 76.47% and less than 10% of the children are dangerously underweight. (Browns has 5.88% dangerously underweight.)

The project leaders, Mrs. W. J. Stevenson and Mrs. J. Chirstensen (teacher) have given much time to this work. The Homemakers devoted one meeting each month to study of nutrition, child care, and carrying out the Keep Growing work.

An Achievement Program was held and also a poster exhibit. Prizes were awarded by the Homemakers Club.

Hot lunch was served during the cold months.

A number of physical defects have been corrected.

SUGGESTIONS FOR COMING YEAR

1. Homemakers and teacher continue cooperation.
2. That serving of hot dish be continued.
3. That county nurse, Mrs. N.E.Story, continue health work.
4. Children continue to eat cooked mush, green vegetables, and 1 quart of milk each day.

NUTRITION PROJECT

Franktown Community — Washoe County

KEEP GROWING DEMONSTRATION REPORT

Sept. 1924 to May 1925.

Number of children examined - - - - - - - - - - - - - - - - - - - 4

Number of children completing demonstration - - - - - - - - - - 4 (100%)

	Sept. 1924	May 1925
Normal (N & up to 15% above)	50%	25%
Slightly Underweight (1-6%)	-	25
Seriously Underweight (7-9%)	-	50
Dangerously Underweight (10% & up)	50	-
Seriously Overweight (16% above & up)	-	-
	100	100

This means that during the demonstration the normal children decreased 25%. Those dangerously underweight decreased 50%. This decrease exceeds the state goal of 5% ten times. This more than balances the slight deficiency of increase in normal children.

The final state goal is to have 75% of the children normal or slightly underweight, and 10% or less dangerously underweight. Franktown has 50% normal and none dangerously underweight.

Several colds were the cause of not reaching the state goal.

The Homemakers and teacher in this community have given splendid cooperation. Mrs. Maude Higley, project leader, worked very diligently on this project.

Posters were made and exhibited. The Homemakers awarded prizes to the children making the greatest gains.

SUGGESTIONS FOR COMING YEAR

1. Homemakers and teacher continue cooperation.

2. Have children continue bringing milk or hot chocolate to school.

3. Homemakers to offer prizes to children making best poster and greatest gains.

4. Children to eat more vegetables and mush.

5. Children to have 10 hours sleep.

NUTRITION PROJECT

Glendale Community — Washoe County

KEEP GROWING DEMONSTRATION REPORT

Sept. 1924 to May 1925.

Number of children examined - 11

Number of children completing demonstration - - - - - - - - - - - 10 (91%)
(only these are included in the statistics given below)

	Sept. 1924	May 1925
Normal (N & up to 15% above)	20%	50%
Slightly Underweight (1-6%)	40	20
Seriously Underweight (7-9%)	20	10
Dangerously Underweight (10% & up)	20	20
	100	100

This means that during the demonstration the normal children were increased 30% which is six times the state goal. This wonderful gain makes up for the lack of decrease in those dangerously underweight.

The state goal is 75% of the children normal or slightly underweight. The Glendale community now has 70% of the children normal and 20% dangerously underweight.

There are serious physical defects in this school which keep 20% of the children from gaining. These children need dental work and their tonsils and adenoids removed.

SUGGESTIONS FOR COMING YEAR

1. Have local woman assist teacher and agent with reweighing.
2. Have children drink more milk, eat more vegetables and cooked mush every day.
3. Have physical defects removed.
4. Continuation of health work by Mrs. N. E. Story, county nurse.
5. Have mothers attend Keep Growing meetings.
6. Continue giving prizes for greatest gain and best poster.
7. Get local organization of Homemakers or Parent Teachers Association formed to cooperate.

NUTRITION PROJECT

Huffakers Community Washoe County

KEEP GROWING DEMONSTRATION REPORT

Sept., 1924 to May, 1925

Total number of children examined 39

Number of children completing demonstration 37 (95%)
(Only these are included in the statistics given below)

	Sept., 1924	May, 1925
Normal (N & up to 15% above	45.95%	27.02 %
Slightly Underweight (1-6%)	24.32	45.94
Seriously Underweight (7-9%)	13.51	13.51
Dangerously Underweight (10% & up)	16.21	13.51
Seriously Overweight (16% above & up)	---	---
	99.99	99.98

This means that during the demonstration, the normal children decreased 18.93%, most of these falling back in the slightly underweight group. This group increased 21.62%, while those in the dangerously underweight group decreased 2.70%.

The Huffakers community started this work with the children in fairly good condition, but this school could be called the "Catching School", as school had to be closed several times on account of Samll Pox, Scarletina, Measles, and Chicken Pox. These diseases made it impossible to reach the state goal of 5% increase in normal children and 5% decrease in those dangerously underweight.

There is much need of dental work in this school.

Mrs. N. E. Story, County Nurse, has worked faithfully with this school. While the state goals have not been reached, the health of the children is on a much better basis.

A Mothers' Club has been organized, and they cooperated in the Keep Growing project furnishing prizes for best gains, and best posters. They also assisted with the Achievement Program.

Mrs. W. D. Huffman and Mrs. R. Smith, teachers, were excellent leaders.

SUGGESTIONS FOR COMING YEAR:-

1. That Mothers' Club provide scales.
2. That Mothers' Club provide leader to do reweighing.
3. That health work be continued.
4. That prizes be given for best gain and poster at community and county exhibits.
5. That achievement program be held.
6. That all children receive ten hours sleep.

NUTRITION PROJECT

North Truckee Community Washoe County

KEEP GROWING DEMONSTRATION REPORT

Sept., 1924, to May, 1925

Number of children examined 12

Number of Children completing the demonstration 11 (92%)
(Only these are included in the statistics given below)

	Sept., 1924	May, 1925
Normal (N & up to 15% above)	36.36	36.36
Slightly Underweight (1-6%)	9.09	27.27
Seriously Underweight (7-9%)	27.27	36.36
Dangerously Underweight 10% & up)	27.27	- -
Seriously Overweight (16% above & up)	- -	- -
	99.99	99.99

This means that while in this community there was no increase in normal children, yet those dangerously underweight decreased 25% - five times the state goal, which is 5% reduction of those dangerously underweight.

The final goal is to have 75% of the children normal or slightly underweight. North Truckee has 63.63% normal. This is the first year the project has been carried on in this community, and another year's work should see the state goal reached.

Miss Clare O'Sullivan has been the leader cooperating in the work in every way possible. May of the children needed dental work. Mrs. N. E. Story, County Nurse, cooperated in getting the parents to take the children to the dentist.

SUGGESTIONS FOR COMING YEAR.

1. Local leader assist with reweighing.
2. Children drink more milk, and eat more vegetables.
3. Continue health work.
4. Continue poster work. Prizes for best gain.

NUTRITION PROJECT

Verdi Community Washoe County

KEEP GROWING DEMONSTRATION REPORT

Sept., 1924, to May, 1925

Number of Children examined 60

Number of children completing demonstration 47 (78%)
(Only those are included in the statistics given below)

	Sept. 1924	May, 1925
Normal (N & up to 15% above	14.84	25.53
Slightly Underweight (1-6%)	18.08	42.55
Seriously Underweight (7-9%)	25.44	8.51
Dangerously Underweight (10% & up)	33.92	17.02
Seriously Overweight (16% above & up)	6.36	6.38
	98.66	99.99

This means that the normal children were increased 10.69%, over twice the state goal which is for a 5% increase. Those dangerously underweight were decreased 16.90% - more than three times the state goal, which is 5%. This is an excellent record. Verdi is a community where there is a great shortage of milk and vegetables. The children also have to come a long distance to school.

The state goal is to have 75% of the children normal or slightly underweight. Verdi now has 68.08% of the children in this class.

Due to a severe storm it was impossible to weigh all children at the final weighing.

Verdi will attain the state goals in 1926.

Mrs. J. E. McNamara, project leader, deserves much of the credit for the wonderful progress made in this work. Mrs. H. E. Story, County Nurse, assisted in getting the physical defects removed.

SUGGESTIONS FOR THE COMING YEAR:-

1. Continued cooperation teachers, homemakers, parent-teachers' association, and county nurse.
2. Continue prizes for best gain and best poster.
3. Continue Achievement Program.
4. Get more vegetables in.
5. Homemakers', Parent-Teachers' Association, or school to furnish scales.
6. Local leader to do reweighing.
7. Get more adequate milk supply.

NUTRITION PROJECT

Vista Community Washoe County

KEEP GROWING DEMONSTRATION REPORT

Sept., 1924, to May, 1925.

Number of Children examined 10

Number of children completing demonstration 9 (90%)
(only those are included in the statistics given below)

	Sept. 1924	May, 1925.
Normal (N & up to 15% above)	11.11	44.44
Slightly Underweight (1-6%)	44.44	22.22
Seriously Underweight (7-9%)	22.22	11.11
Dangerously Underweight (10% & up)	11.11	11.11
Seriously Overweight (16% above & up)	11.11	11.11
	99.99	99.99

There was an increase in normal children of 33.33%, almost seven times the state goal, which is an increase of 5% of normal children. There was no decrease in children dangerously underweight.

The final state goal is to have 75% of the children either normal or slightly underweight. Vista has now 66.66 in this class, and 11.11% dangerously underweight. We expect to attain the State goal in Vista in 1926 if there is not another epidemic of flu.

Mrs. Paul Crossby deserves a great deal of credit for the progress of the work in Vista.

SUGGESTIONS FOR COMING YEAR:-

1. Continue work with cooperator
2. Continue health program.
3. Give prizes, as this year, for best gain and best poster.
4. Hold another Achievement Program.
5. Continue garden demonstrati ...

NUTRITION PROJECT

Wadsworth Community Washoe County

KEEP GROWING DEMONSTRATION REPORT

Sept., 1924 to May, 1925

Number of Children examined 48

Number of children completing demonstration 33 (82%)
(Only these are included in the statistics given below)

	Sept., 1924	May, 1925
Normal (N & up to 15% above)	18.18 %	24.24 %
Slightly Underweight (1-6%)	15.15	45.45
Seriously Underweight (7-9%)	18.18	9.09
Dangerously Underweight (10% & up)	48.43	21.21
Seriously Overweight (16% above & up)	- -	- -
	99.99	99.99

Wadsworth increased the children in the normal group 6.06 attaining the state goal which is to increase normal children 5%. There was a decrease of 27.27% of those dangerously underweight - five times the state goal, which is to decrease the children dangerously underweight 5%. This is an excellent record for a community where vegetables and milk are scarse. The success of this work is due to the efforts of the teachers and children. There was no cooperation from the parents.

The final state goal is to have 75% of the children normal or slightly underweight. Wadsworth now has 69.69% in this group. The state goal is to have 10% or less dangerously underweight. In Wadsworth, there are still 21.21% dangerously underweight in spite of the very large decrease.

SUGGESTIONS FOR THE COMING YEAR:-

1. That parents and organizations cooperate in carrying on this work.
2. That every family own a cow or furnish each child with one quart of milk every day.
3. Children to have more vegetables.
4. Children to have 10 hours sleep.
5. Award prizes again for greatest gain and best poster.
6. School furnish scales for reweighing.

NUTRITION PROJECT

Washoe Valley Community — Washoe County

KEEP GROWING DEMONSTRATION REPORT

January 1925 to May 1925.

No. of children examined.....7
No. of children completing demonstration.....7 (100%)

	Jan. 1925	May. 1925
Normal (N & up to 15% above)	57.12	42.85
Slightly Underweight (1-6%)	14.28	28.57
Seriously Underweight (7-9%)	14.28	28.57
Dangerously Underweitht (10% & up)		
Seriously Overweight	14.28	
	99.96	99.99

The normal children decreased 14.27%. Most of those falling back into the slightly underweight group.

Those seriously underweight increased 14.29 as one slightly underweight fell into this group. The seriously overweight group became normal. There are no children dangerously underweight.

The state goal is to have normal children increased 5%. The state goal was not reached, but there is a decided improvement in the health of these children as there were 36.36% dangerously underweight last year and there are no children in this group this year.

The state goal is to have 75% of the children normal or slightly underweight. Washoe Valley now has 71.42% in this group. Last year only 46.26% were in this group. There has been a good record made. We believe this community will reach the state goal in 1926.

Mrs. F. Stone was local leader. The Homemakers cooperated in every way possible in carrying out this project.

SUGGESTIONS FOR COMING YEAR

1. Homemakers continue cooperation.

2. Children bring milk to school.

3. Prizes be awarded for greatest gains and best poster.

4. Local leader do reweighing.

5. Achievement program be continued.

NUTRITION PROJECT

Anderson, Browns, Franktown, Glendale,
Huffakers, North Truckee Communities Washoe County

NAME	Age	Orig. Ht.	Orig. N.W	Sep	Oct	Nov	Dec	Jan	Feb	Mar	Apr	May	Final Ht.	Final N.W	Lbs Gain	Orig % Var	Fina % Var
ANDERSON																	
Mildred Peckham	10	53½	70	54	55	55	56	A	56	61½	62	65	54½	70	11	-21.42	-7.14
Eslie Finn	10	52	64	61	62½	63	65	66¼	65½	65	67	[illegible]½	52½	68	6½	-2.34	N
BROWNS																	
Elma Pecetti	11	55	75	69	72½	73¾	75	73½	73	75	75	76½	56	78	7½	-8.	-1.92
Ruth Lyons	10	52¼	65	60½	64½	66	A	67½	68	69	69	69	54	70	8½	-6.92	-1.42
FRANKTOWN																	
Mildred Cliff	6	47	50	52½	42	42	43	44	45½	47	47½	47½	48½	54	7	-17.	-12.04
Katherine Imelli	10	55	74	70	71	72	71	74	77	76	76	76	56¼	78	6	-5.27	-2.56
GLENDALE																	
Evelyn Ste[illegible]	9	48½	56	52	52	55	--	56	57½	58½	57	57½	50	58	5½	-7.14	N
Willie Stoneri	12	56½	83	77	--	79	81	83	86	86	87	88	57½	86	11	-7.22	+2.32
HUFFAKERS																	
Marie Thomsen	8	52	64	--	62	-	63	62	63½	66	65½	66	53	67	4	-3.22	-1.49
Albert Cassazza	10	52½	67	64½	65	67	--	67	66	66½	68½	69	54	70	4¾	-4.10	-1.42
NORTH TRUCKEE																	
Yrebarren, Belle	7	46	49	45½	46	48	50	51	51	51½	50	50	48	52	4½	-7.12	-3.84
Alvin Figoni	10	49	58	56½	57	57	58	59½	61½	62	63	63½	51	63	7	-2.58	N
VISTA																	
Rosie Sorentino	10	56½	81	77½	79	81¾	81½	80½	82	84½	85	86½	58½	86	9	-4.32	N
[illegible]	12	55½	8[illegible]	76¼	A	77½	77½	80	80¼	81	81	[illegible]	[illegible]	[illegible]	4[illegible]	-4.68	N

NUTRITION PROJECT (cont'd)

Vista, Verdi, Washoe Valley
Wadsworth Communities — Washoe County

NAME	Age	Orig. Ht.	Orig. N. W.	Sept	Oct.	Nov	Dec.	Jan	Feb	Mar	Apr.	May	Final Ht.	Final N.W.	Lbs. Gain	Orig. % Var	Final % Var.
VISTA																	
Virginia Crosby	8	49	55	53½	54	56¾	56	57	56½	58	58½	59	50	57	5½	-2.73	+3.51
VERDI																	
Susan Grignon	12	66	126	105½	112	115½	A	118½	121	123	123	125½	67	131	20	-16.26	-4.19
Don McDonald	13	57	84	78	80½	84	84	83	83½	83½	84	89½	58¾	90	11½	-7.14	N
Bruno Quilici	15	67	132	116¼	117¼	125	126	130	132	135	135	135	68	136	18¾	-11.93	-0.73
WASHOE VALLEY																	
Dorothy Rose	11	52	65	---	---	----	---	57½	61½	63½	63½	64	53	68	4½	-8.46	-5.88
WADSWORTH																	
Genevieve Gardella	6	46	48	41¼	43½	46	---	46½	46½	47	47	47½	47	49	6¼	-14.06	-3.06
Edith Galligos	11	57½	86	79	81½	84	---	84	87	88	89	89	58¾	90	10	-8.15	-1.11
John Dallimore	10	51½	63	63½	63¼	63½	---	63½	A	63¾	64¾	65	5[illegible]	65	4½	-5.55	N

NUTRITION PROJECT

KEEP GROWING DEMONSTRATION

DISTRICT SUMMARY FOR CLARK, LINCOLN, WHITE PINE COUNTIES
Ellen LeNoir, District Extension Agent.

During the past year Keep Growing Demonstrations have been carried on in six communities in Clark County, five communities in Lincoln County and five communities in White Pine County.

Some remarkable gains and some serious losses have been made in these communities. Besides the percentage gain among the children, there has been developed among the people of the various communities, a much improved sentiment regarding proper diet. There has been an increase in the use of milk and also of fresh vegetables. There is still much to be done, for there are several communities where there is not a cow for every family and where the home gardens have not sufficient variety.

This gradual development is due to the fine work of the local leaders and is most apparent in the communities where the leaders have given most time to the work. It is impossible for the Extension Agent to make many visits each month to every community in so large a district and the local leaders who are willing to give one day a month toward the improvement of health conditions are rendering a valuable community service.

For next year it is urged that scales be procured in each community wherever possible. That each community hold a Keep Growing Poster Contest with small prizes offered by the community, and that the best posters be entered in the State Poster Contest.

It is further urged that a united effort be made to secure more gardens and an adequate milk supply, and that every home cooperate in seeing that all school children receive at least 10 hours sleep on the nights preceding school days.

In some of the communities of this district community effort is still needed to secure medical attention in regard to teeth and tonsils.

NEVADA'S KEEP GROWING DEMONSTRATION REPORT - 1925

Clark County Results Compared with the State Goals.

ELLEN LE NOIR - District Extension Agent

Communities	Children			Increase in Normal children. State Goal [illegible], +5%	Decrease in dangerously underweight. State Goal -5%	% children now normal & slightly under. State Goal 75%	% children now dangerously underweight. State goal 10% or less.
	Exam.	Compltg.	%				
Bunkerville	74	60	81	-5	+3	53	28
Las Vegas	526	418	79	-5	+5	70	16
Moapa	19	16	84	+17	+13	68	18
Mesquite	113	102	90	+7	+6	61	23
Overton	110	1[illegible]	100	-21	+17	50	33
St. Thomas	54	49	9[illegible]	-2	+17	46	[illegible]

NUTRITION PROJECT

Bunkerville Community Clark County

KEEP GROWING DEMONSTRATION REPORT

Oct 1924 to April 1925

Total number of children examined - - - - - - - - - - - - - - 74

Number completing the demonstration - - - - - - - - - - - - - 60
(only these are included in the statistics given below)

	Oct 1924	April 1925
Normal (N & up to 15% above)	18.91	13.33
Slightly Underweight (1-6%)	37.83	40.00
Seriously Underweight (7-9%)	14.87	13.33
Dangerously Underweight (10% & up)	25.68	28.33
Seriously Overweight (16% above & up)	2.70	5.00
	99.99	99.99

This means that Bunkerville is going down in the matter of its children's health. Last year there was only a very slight gain and the work stopped in the spring with only 23% normal and 23% dangerously underweight. The figures above show that both these conditions were a little worse in the fall and still worse this spring. Part of the poor results this year can be sttributed to the epidemic of influenza and from which the whole county suffered, but most of it is due to lack of community interest and parental cooperation. During a part of the year it was impossible to get a local leader and finally it was necessary for the Relief Society to appoint one. There are some children there who go to school with a pick-up breakfast and even more who, according to their own report, have a cold "piece" for lunch. The school and the Extension Division are both willing to work for the improvement of the children but their efforts are worth nothing without the cooperation of the community and the home.

It is recommended for next year: (1) that the community furnish a local leader who will develop the local interest necessary to progress; (2) that the Relief Society conduct a campaign for winter gardens to supply the deficiency of vegetables; (3) that the Relief Society further ask the leader for a monthly report of health progress.

For the district of Mesquite, Bunkerville, St. Thomas, Overton and Moapa, it is recommended: (1) that if a district nurse can be secured to fill the urgent need, the community continue the present close touch by furnishing the local leader to work with the nurse and by requesting a monthly report of health progress at Relief Society; (2) that the percentage classification used at present be continued as the only means of knowing exactly the conditions.

The Extension Division offers its cooperation, working with the nurse, if one can be secured or continuing to work with the local leader.

NUTRITION PROJECT

Las Vegas Community Clark County

KEEP GROWING DEMONSTRATION REPORT
Oct 1924 to April 1925

Total number of children examined - - - - - - - - - - - - - - - - - - 526

Number completing the demonstration - - - - - - - - - - - - - - - - - 418
(only these are included in the statistics given below)

	Oct 1924	April 1925
Normal (N & up to 15% above)	43.91	38.8
Slightly Underweight (1-6%)	30.98	32.0
Seriously Underweight (7-9%)	11.21	11.3
Dangerously Underweight (10% & up)	11.02	16.4
Seriously Overweight (16% above & up)	2.85	1.5
	99.97	100.0

This means that Las Vegas has lost ground this year. The state goal is an increase of 5% in the number of normal children and a decrease in the number of dangerously underweight until 75% of the children are either normal or slightly underweight and not more than 10% are dangerously underweight. Last year Las Vegas made a splendid stride toward this goal. In the fall when this year's work was started there were 73% of the children in this group of normal or only slightly under - just 2% less than the goal and there were only 11% dangerously underweight - just 1% more than the state goal. Now the number of normal and slightly underweight children has dropped to 70% and the number of dangerously underweight has increased to 16%. This loss is largely due to the epidemics of influenza and whooping cough. Especially is this true of the children who were in the seriously underweight class, who always under the strain of infection, drop back into the dangerously underweight class.

There is evidence of real improvement in the general diet especially with regard to the use of milk and a sensible breakfast. Another forward step has been the serving of milk at the morning recess to a good sized group of children. Thru the effort of the Parent Teachers Association, the parents of a number of dangerously underweight children were induced to pay for this milk to be delivered at the school where the Home Economics teacher took charge of keeping it cool and serving it.

The local leader, Mrs. W.G.Fulton, president of the Parent Teachers Association, and her two assistants, Mrs. Harbeson and Mrs. Rockefeller, have worked faithfully and to them is due a good share of credit for the improved attitude toward health. Under the auspices of the Parent Teachers Association a splendid poster contest was conducted and following the final weighing a good health program was given by the children.

It is suggested that next year the use of milk at the noon recess be continued and that thru the cooperation of a civic organization this service be extended free to the whole of the Old Town school.

It is strongly urged that another poster contest be conducted next year and also an achievement program similar to the one held this year.

It is recommended: (1) that a health worker be employed by the board of education to have charge of physical education and the health program; (2) that the percentage classification at present used be continued as the only means of knowing exactly the existing conditions; (3) that the Parent Teachers Association retain their close personal touch which is a great factor in community interest by furnishing necessary local leaders and by requesting a monthly progress report from the health worker if the board can employ one.

The Extension Division offers its cooperation for the following year in the same measure as heretofore with the hope that by several years of earnest work the percentage of normal children in Las Vegas will reach the state goal of 75% and that the general health will be so built up as to resist epidemics or be but slightly effected.

NUTRITION PROJECT

Moapa Community Clark County

KEEP GROWING DEMONSTRATION REPORT

Nov 1924 to May 1925

Total number of children examined - - - - - - - - - - - - - - - - - - 19

Number completing the demonstration - - - - - - - - - - - - - - - - - 16
(only these are included in the statistics given below)

	Nov 1924	May 1925
Normal (N & up to 15% above)	26.31	43.75
Slightly Underweight (1-6%)	57.89	25.00
Seriously Underweight (7-9%)	10.53	12.50
Dangerously Underweight (10% & up)	5.27	18.75
Seriously Overweight (15% above & up)	- --	- --
	100.00	100.00

This means that the number of normal children was increased 17%, tripling the state goal of 5% but that the number of dangerously underweight children instead of decreasing 5% which is the state goal, increased 13%. It must be said, however, that the community suffered an epidemic of whooping cough and later some of the children were quite sick following vaccination which was necessary on account of a case of small pox in one home. But a fine health spirit has been developed by Miss Ryan, the principal, who has been the nutrition leader.

Most of the families of Moapa are in the employ of the railroad or of the plaster company and have no home gardens nor family cow. It is strongly recommended that more fresh vegetables and more milk be included in the diet of many of the families.

NUTRITION REPORT

Mesquite Community Clark County

KEEP GROWING DEMONSTRATION REPORT

Oct 1924 to April 1925

Total number of children examined - - - - - - - - - - - - - - - - - 113

Number completing the demonstration - - - - - - - - - - - - - - - 102
(only these are included in the statistics below)

	Oct 1924	April 1925
Normal (N & up to 15% above)	22.12	29.41
Slightly Underweight (1-6%)	35.49	32.35
Seriously Underweight (7-9%)	18.58	10.78
Dangerously Underweight (10% & up)	17.69	23.52
Seriously Overweight (16% above & up)	6.11	3.92
	99.99	99.98

This means that the number of normal children was increased 7% which is 2% more than the state goal and a fine achievement for which credit is due the local leaders, Mrs. Frank Leavitt and Mrs. Luella Strasser and to the principal, Mrs. Abbott, who has given splendid cooperation; but instead of the state goal of a 5% decrease in the number of dangerously underweight, there was an increase of 6%. This was largely due to the children who were seriously underweight moving down to the dangerously underweight class during the epidemic of influenze which swept the county. It is to be hoped that several years of consistent work will bring the children of this community up to such a good state of health that such epidemics will not cause a community percentage drop.

It is recommended for next year: (1) that a campaign for winter gardens be carried on this fall by the Relief Society as the only way to insure the daily use of green vegetables and root vegetables needed by the children; (2) that a sentiment be encouraged for seeing that every child who goes home at noon, eats a hot lunch; (3) that a community effort be made to have a doctor come in for the large number of children whose tonsils need attention.

For the district of Mesquite, Bunkerville, St. Thomas, Overton and Moapa, it is further recommended: (1) that if a district nurse can be secured to fill the urgent need, the community continue the present close touch by furnishing the local leader to work iwith the nurse and by requesting a monthly report of health progress at Relief Society; (2) that the percentage classification used at present be continued as the only means of knowing exactly the conditions.

The Extension Division offers its cooperation, working with the nurse, if one can be secured, or continuing to work with the local leader.

NUTRITION PROJECT

Overton Community — Clark County

KEEP GROWING DEMONSTRATION REPORT

Nov. 1924 to May 1925

Total number of children examined - 110

Number completing the demonstration - - - - - - - - - - - - - - - - - - - 110
(only these are included in the statistics given below)

	Nov. 1924	May 1925
Normal (N & up to 15% above)	41.74	20.00
Slightly Underweight (1-6%)	29.20	30.90
Seriously Underweight (7-9%)	12.66	15.45
Dangerously Underweight (10% & up)	16.40	33.63
Seriously Overweight (16% above & up)	.00	.00
	100.00	99.98

This means that after making one of the excellent records of the county last year, Overton has this year made the poorest record, showing a decrease of 21% in the number of normal children and an increase of 17% in the number of dangerously underweight. There are two factors responsible in a large measure for this poor result; one is the fact that the excellent leader of last year was unable to serve this year and the work has been done by two others who had to give it up and finally was left without a leader. The other reason is that the community has suffered so from the epidemic of whooping cough and influenza that the school had to be closed for two periods, once in the fall and once in the spring. One reason the percentage of normal children was higher in the fall than it was last spring is that the whooping cough epidemic was on at the time of the examination and many of the children of low vitality were absent then, but had returned by the time of the examination in the spring, and so lowered the final percentage.

It is recommended for next year: (1) that the community furnish a leader who can give the necessary one day each month to the work; (2) that the Relief Society ask for monthly health reports in order to stimulate home cooperation in carrying out the four health rules stressed - (a) a sensible breakfast, (b) a quart of milk every day, (c) two vegetables every day, (d) ten hours sleep every night.

For the district of Mesquite, Bunkerville, St. Thomas, Overton and Moapa it is further recommended: (1) that if a district nurse can be secured to fill the urgent need, the community continue the present close touch by furnishing the local leader to work with the nurse and by requesting a monthly report of health progress at Relief Society; (2) that the percentage classification used at present be continued as the only means of knowing exactly the conditions.

The Extension Division offers its cooperation, working with the nurse, if one can be secured or continuing to work with the local leader.

NUTRITION REPORT

St. Thomas Community Clark County

KEEP GROWING DEMONSTRATION REPORT

Oct 1924 to May 1925

Total number of children examined - 54

Number completing the demonstration - - - - - - - - - - - - - - - - - - 49
(only these are included in the statistics given below)

	Oct 1924	May 1925
Normal (N & up to 15% above)	22.22	20.40
Slightly Underweight (1-6%)	27.77	26.50
Seriously Underweight (7-9%)	25.92	12.20
Dangerously Underweight (10% & up)	22.22	40.80
Seriously Overweight (16% above & up)	1.85	00
	99.98	99.90

This means that St. Thomas lost instead of gained. Last spring St. Thomas had made a fine gain and won the distinction of being the first community to progress from an underweight condition to the state goal of 75% normal or only slightly under. Then followed the summer slump, unfortunately frequent in this very hot climate, when vitality has not been built up by years of correct diet. In the fall there were 22% of the children up to normal and 22% dangerously underweight. This spring there were only 20% normal and 40% were dangerously underweight. This is one community in Clark County where the decrease is entirely due to the epidemics of influenza and whooping cough, for the leader, Mrs. T. C. Nutter has given to the work the same intelligent and faithful attention that resulted in such remarkable gains last year.

For next year it is recommended: (1) that a campaign for winter gardens be carried on this fall under the auspices of the Relief Society; (2) that a community effort be made to have attention given to the children's teeth.

For the district of Mesquite, Bunkerville, St. Thomas, Overton and Moapa, it is further recommended: (1) that if a district nurse can be secured to fill the urgent need, the community continue the present close touch by furnishing the local leader to work with the nurse and by requesting a monthly report of health progress at Relief Society; (2) that the percentage classification used at present be continued as the only means of knowing exactly the conditions.

The Extension Division offers its cooperation, working with the nurse, if one can be secured or continuing to work with the local leader.

NUTRITION PROJECT GROUP

Bunkerville, Overton, Mesquite,
Moapa, St. Thomas, Las Vegas Community

Clark County

NAME	Age	Ht.	Aug.	Sep.	Oct.	Nov.	Dec.	Jan.	Feb.	Mar.	Apr.	Age	Ht	N.W.	Lbs. Gain	Orig. %Var.	Final %Var.
BUNKERVILLE																	
Bernum, Charlotte	14	65	120		105		106½				118½	15	65	122	+13.5	-12.5	-2.8
MESQUITE																	
Leavitt, Ruth	11	52	66		62		66			67	69¼	11	53	68	+ 7¼	- 6.6	+1
Waite, Denzel	11	53	69		67		71½		69¼	71	71	11	53	69	+4	- 3.	+2.8
ST. THOMAS																	
Gentry, Eustus	8	50	59		56¾		60¼		63¼	62¼	63½	9	52	64	+3¼	- 3.8	N
Syphus, Eleanor	9	52	63		63¼		68		68½		70½	9	54	69	+5¾	N	+2
MOAPA																	
Doty, Everet	10	59	87		84		84		84½	86	87½	11	59	88	+3½	- 3.4	N
LAS VEGAS																	
Rockefeller, Fern	10	54	70			64	67½		71½	73	74½	11	55	74	+10½	-8.5	N
Potter, Sophia	8	53	67		55	56	57½	58¼	56	57¾	60¼	9	53	67	+5¼	-17.9	[illegible]
OVERTON																	
Bunker, Vilate	14	62	109			100	103	102½	103¾	103	103	14	62	109	+3	0.2	-5.5

NEVADA'S KEEP GROWING DEMONSTRATION REPORT - 1925

Lincoln County Results compared with the State Goals.

ELLEN LE NOIR - District Extension Agent

Communities	Children			Increase in Normal children State Goal +5%	Decrease in dangerously underweight. State goal -5%	% children now normal and slightly under. State goal 75%	% children now dangerously underweight. State goal 10% or less.
	Exam.	Complt	%				
Alamo	40	36	90	-2	+16	52	38
Caliente	92	88	95	-3	- 9	59	20
Panaca	70	69	99	+5	-19	66	21
Pioche	63	59	93	0	-16	40	37
Ursine	12	10	83	+8	-21	80	20

NUTRITION PROJECT

Alamo Community — Lincoln County

KEEP GROWING DEMONSTRATION REPORT

October 1924 to April 1925

Total number of children examined - - - - - - - - - - - - - 40

Number completing the demonstration - - - - - - - - - - - - 36
(Only these are included in the statistics below)

	Oct. 1924	Apr. 1925
Normal (N & up to 15% above)	30.	27.77
Slightly Underweight (1 - 6%)	40.	25.00
Seriously Underweight (7 - 9%)	5.	5.55
Dangerously Underweight (10% & up)	22.5	38.88
Seriously Overweight (16% above & Up)	2.[illegible]	2.77

This is the first year that Alamo has carried on a Keep Growing demonstration, and the results are a distinct disappointment. There have been two defects in the work which are laregly responsible for this poor record, both of which can be removed next year. The first is that the leader had not done this kind of work before and did not give the individual attention to the children that she would have done if she had realized the difference it would make. The other is that the agent did not give enough personal attention to seeing that both children and parents understood the four "Keep Growing" rules that were being stressed. The school has made a fine effort.

Next year the agent will give the project more personal attention, and it is suggested that the leader spend one day each month in the school working with the teachers on the weighing and measuring and encouraging the children in their efforts to bring themselves to normal, and also that the leader make a monthly report at Relief Society to insure the home cooperation that is necessary.

The only way that the children can get the requisite two vegetables a day supply is for the families to plant gardens of larger variety and time their plantings to have earlier and later vegetables; also to can vegetables for winter use.

NUTRITION PROJECT

Caliente Community — Lincoln County

KEEP GROWING DEMONSTRATION REPORT

October 1924 to April 1925

Total number of children examined - - - - - - - - - - - - 92

Number completing the demonstration - - - - - - - - - - - 88
(Only these are included in the statistics below)

	Oct. 1924	Apr. 1925
Normal (N & up to 15% above)	25	22.73
Slightly Underweight (1 - 6%)	32.61	36.36
Seriously Underweight (7 - 9%)	10.87	17.04
Dangerously Underweight (10% & Up)	29.35	20.45
Seriously Overweight (16% above & up)	2.17	3.41
	100.	99.99

This means that the percentage of children up to normal weight instead of increasing 5% according to the state goal decreased 3%; but the improvement among the dangerously underweight was better than the state goal of 5% decrease, for it was a decrease of 9%.

The leader, Mrs. Pres. Duffin has spent time and effort on this Keep Growing Demonstration, and the school has given interested cooperation. There are several factors that can be improved next year, and must be if the children of the community are to attain normal weight, meaning merely average weight. (1) A year ago thru the cooperation of various organizations, the children in the lower grades were given milk at the morning recess; this past year, this was discontinued, which must account for some of the losses in those grades. (2) It is suggested that the Parent-Teachers' Association, and the Homemakers' Club should give more active support to the local leader and the project. (3) It is necessary to increase the consumption of vegetables, especially green leaf vegetables, and root vegetables, and it would be a fine thing for the Homemakers' Club to inaugurate and support a campaign for back-yard gardens. The long periods of swmimming in the very warm water are too exhausting for children with lowered vitality. If the parents realize the seriousness of underweight condition in children, they will reduce the length and frequency of these swimming periods, and give their support to the other three foregoing suggestions.

NUTRITION PROJECT

Panaca Community Lincoln County

KEEP GROWING DEMONSTRATION REPORT

October 1924 to April 1925

Total number of children examined - - - - - - - - - - - - - 70

Number completing the demonstration - - - - - - - - - - - - 69
(Only these are included in the statistics below)

	October 1924	April 1925
Normal (N & up to 15% above)	13.63	18.84
Slightly Underweight (1-6%	27.27	47.82
Seriously Underweight (7-9%)	15.15	10.14
Dangerously Underweight (10% & up)	49.91	21.74
Seriously Overweight (16% above & Up)	3.03	1.45
	99.99	99.99

This means that the number of normal children was increased by a little more than the state goal of 5% and that the number of dangerously underweight was decreased by nearly four times the state goal of 5%. This is a fine improvement over the record of last year.

Credit is due to the leader, Mrs. Nora Wadsworth, and to the school authorities who have helped with the work. It is possible by united community effort to bring the children of Panaca another long stride toward the state goal of 75% of the children normal or only slightly under and not more than 10% dangerously underweight.

The abundant supply of milk and vegetables at Panaca should mean a very high standard of health.

There are two items that need special attention: (1) The majority of the dangerously underweight cases and some others have tonsils that need medical attention. Thru some community group an organized effort should be made to secure a doctor for this work. Such community action would reduce the expense and assure the doing of the work; (2) The children in the higher grades, 6th, 7th, and 8th, need more sleep. All children need ten hours of sleep every night and these boys and girls are still children in spite of the fact that they are old enough to take part in a good many things outside their school work. It is suggested that the parents regulate the extent of these outside activities in order to see that the children get the ten hours sleep needed for normal growth.

NUTRITION PROJECT

Pioche Community Lincoln County

KEEP GROWING DEMONSTRATION REPORT
Oct. 1924 to April 1925

Total Number of children examined - - - - - - - - - - - - - - - - - - 63

Number completing the demonstration - - - - - - - - - - - - - - - - - 59
(only these are included in the statistics below)

	Oct 1924	April 1925
Normal (N & up to 15% above)	15.87	15.25
Slightly Underweight (1-6%)	20.63	25.42
Seriously Underweight (7-9%)	9.52	22.03
Dangerously Underweight (10% & up)	53.97	37.29
Seriously Overweight (16% & up)	00.00	00.00
	99.99	99.99

This means that altho the number of normal children is just about the same, the number of dangerously underweight has decreased from 53% to 37% or more than three times the state goal of 5%; in other words, these dangerously underweight children have moved up from that class to the groups of seriously under and slightly under, but not quite to normal. The local leader, Mrs. Arthur Thomas, has worked hard and faithfully to accomplish this good steady gain, and with the cooperation of the parents can bring many of these children up to normal next year.

(1) There are three requirements of growth that the children of Pioche do not as a whole get in sufficient quantities - milk, fresh vegetables and sleep.

(2) There are also some cases of tonsils that should receive medical attention. A clinic sponsored by the Parent Teachers Association and the local doctor would be a benefit of which the community could be proud.

NUTRITION PROJECT

Ursine Community Lincoln County

KEEP GROWING DEMONSTRATION REPORT

Oct. 1924 to May 1925

Total number of children examined - - - - - - - - - - - - - - - - - 12

Number completing the demonstration - - - - - - - - - - - - - - - 10
(only these are included in the statistics below)

	October 1924	May 1925
Normal (N & up to 15% above)	41.66	50.00
Slightly Underweight (1-6%)	16.66	30.00
Seriously Underweight (7-9%)	00.00	00.00
Dangerously Underweight (10% & up)	41.66	20.00
Seriously Overweight (16% above & up)	00.00	00.00
	99.98	100.00

This means that the number of normal children increased 9%, nearly twice the state goal and the number of dangerously underweight decreased 21%, more than four times the state goal. Ursine has reached the state goal of 75% of the children normal or only slightly underweight and another year of effort should reduce the 20% dangerously underweight to the state goal of not more than 10%. Credit for this fine achievement is due to the leaders, Mrs. Will Hollinger and Mrs. Sam Hollinger, who have given their time to the work, to the teacher, Mrs. Katherine Heaps, who has assisted them and encouraged the children; to the children themselves, who have really tried to make their community one that is up to the standard by bringing themselves up; and to the fine type of home where there is an abundance of three growth necessities - milk, fresh vegetables and sleep.

There is one suggestion for improvement: there are good gardens in summer but they might be extended to earlier spring and later fall by some frost protection, and a larger supply of green leaf and root vegetables might be conserved for winter use.

NUTRITION PROJECT GROUP

Pioche, Caliente & Panaca Community — Lincoln County

_____ Grade — _____ Local Leader

NAME	Age	Ht.	N.W.	Sep.	Oct.	Nov	Dec.	Jan.	Feb.	Mar.	Apr.	Age	Ht.	N W.	Lbs Gain	Orig. %Var.	Final % Var.
PIOCHE																	
Olinghouse, Ruby	7	49	54		51	52½	55			57¾	57½	8	49	55	6.75	5.5	5.
Alexander, Wallace	10	53	68		65½	67	65½	68	70¾	70¼	71	10	54	70	5.5	3.6	1.
ALAMO																	
Lamb, Sheldon	8	51½	62	61½	64	-	66	-	-	-	64½	9	52	64	3.	N	N
PANACA																	
Matthews, Floris	6	44	45		39	40½	41	42		43	43¼	6	44	45	4.25	3.3	3.8
Highbee, Della	9	51	61		55	59	62		61	63	63½	10	51	62	7.75	3.6	N
Lee, Leona	7	47	47		43	46½	46½		47		46½	8	48	53	3.5	14.0	3.
Ronnow, Lee	9	50	60		56½	57½	60		60	60¼	60	10	50	60	3.75	6.2	N
Lee, Merrill	12	58	86		78	79½		82	80½		84½	12	58	86	6.25	11.6	2.
CALIENTE																	
Capell, Jack	6	45	47		47	47¾	46½	49		49½	49¾	7	47	50	2.75	N	N
Miller, Robert	8				42	41½	42	[illegible]	[illegible]					[illegible]	[illegible]	4.5	N

NEVADA'S KEEP GROWING DEMONSTRATION REPORT - 1925

White Pine County Results Compared With the State Goals

ELLEN LE NOIR - DISTRICT EXTENSION AGENT

Communities	Children			Increase in normal children. State Goal +5%	Decrease in dangerously underweight State Goal -5%	%Children now normal & slightly under. State goal 75%	% Children now dangerously underweight. State Goal 10% or less
	Exam.	Com-pltg	%				
BAKER	22	18	81	+22	-9	55	22
CHERRY CREEK	14	12	86	+19	+1	83	8
GOSHUTE	6	5	83	+27	-50	80	0
LUND	79	40	50	+5	-2	50	35
PRESTON	36	36	100	-8	+2	33	38

NUTRITION PROJECT

Baker Community White Pine County

DEEP GROWING DEMONSTRATION

Sept 1924 to May 1925

Total number of children examined - - - - - - - - - - - - - - - - - 22

Number completing the demonstration - - - - - - - - - - - - - - - - 18
(only these are included in the statistics below)

	Sept. 1924	May 1925
Normal (N & up to 15% above)	22.72	44.44
Slightly Underweight (1-6%)	36.36	11.11
Seriously Underweight (7-9%)	9.09	22.22
Dangerously Underweight (10% & up)	31.81	22.22
Seriously Overweight (16% above & up)	- --	- --
	99.93	99.99

This means that Baker has made a splendid step forward this year - that the number of normal children has increased 22%, more than four times the state goal and that the number dangerously underweight has decreased 9%, nearly twice the state goal. The credit for this achievement is due the nutrition leader, Mrs. Baker, who has given personal attention to the children, encouraging them to strive for a high physical standard and to the two teachers, Mrs. Jordan and Miss West, who have given the health work a place of honor in the schools. Another year or two of such work as has been done in the last two years should bring Baker up to normal or only slightly under and not more than 10% dangerously underweight.

There are two things that should be given special attention next year: (1) there are several families in the community that have not a cow; each family should own a cow to insure every child's getting a quart of milk every day; (2) the people of the community need more green leaf vegetables; every home should have at least a small garden.

NUTRITION PROJECT

Cherry Creek Community White Pine County

KEEP GROWING DEMONSTRATION REPORT

Sept. 1924 to May 1925

Total number of children examined - - - - - - - - - - - - - - - 14

Number completing the demonstration - - - - - - - - - - - - - - - 12
(only these are included in the statistics below)

	Sept. 1924	May 1925
Normal (N & up to 15% above)	14.28	33.33
Slightly Underweight (1-6%)	50.00	50.00
Seriously Underweight (7-9%	7.14	00.00
Dangerously Underweight (10% & up)	7.14	8.66
Seriously Overweight (16% above & up)	21.42	8.66
	99.98	100.65

This means that Cherry Creek has made the excellent improvement of raising the percentage of normal children from 14 to 33 -- an increase of nearly four times the state goal of 5% and has reached the state goal of at least 75% of its children normal or only slightly under and not more than 10% dangerously underweight. A few more years of the good health work done there this year should establish such habits that this standard will be maintained and that the children will be in as good condition when they start to school in the fall as they are now in the spring.

Credit is due the teacher, Mrs. Harry Reger, who acted as nutrition leader.

It is suggested for next year: (1) that each family own a cow or get enough milk regularly for every child to have a quart every day. (2) that a campaign for home gardens be conducted to supply the necessary two vegetables every day.

The Extension Division offers its cooperation as during the past year and will further demonstrate the drying of vegetables for winter use if the community wishes it.

NUTRITION PROJECT

Goshute Community White Pine County

KEEP GROWING DEMONSTRATION

Sept. 1924 to May 1925.

Total number of children examined - - - - - - - - - - - - 6

Number completing the demonstration - - - - - - - - - - - 5
(only these are included in the statistics below)

	Sept. 1924	May 1925
Normal (N & up to 15% above)	33.33	60.00
Slightly Underweight (1-[illegible]%	16.66	20.00
Seriously Underweight ([illegible] 9[illegible]	- --	20.00
Dangerously Underweight ([illegible]10% & up)	50.00	- --
Seriously overweight (1[illegible]% above & up)	- --	- --
	99.99	100.00

This means that Goshute has reached the state goal of at least 75% of its children normal or only slightly under and not more than 10% dangerously for the above summary for this spring shows 80% normal and slightly under and none dangerously under as a result of the fine increase of 27% in the number of normal children and decrease of 50% in the number dangerously underweight. The credit is due to the teacher, Mrs. Bradshaw, who as the nutrition leader, inspired the children with a desire to gain and to the homes for the good cooperation in seeing that the children got the proper diet.

It is recommended that this good work be continued in order to establish this high standard on a permanent basis.

NUTRITION PROJECT

Lund Community White Pine County

KEEP GROWING DEMONSTRATION REPORT

Sept. 1924 to May 1925

Total number of children examined - - - - - - - - - - - - - - - - - 79

Number completing the demonstration - - - - - - - - - - - - - - - - 40
(only those are included in the statistics below)

	Sept. 1924	May 1925
Normal (N & up to 15% above)	10.12	15.00
Slightly Underweight (1-6%)	36.70	35.00
Seriously Underweight (7-9%)	13.92	15.00
Dangerously Underweight (10% & up)	37.97	35.00
Seriously Overweight (16% above & up)	1.26	- --
	99.97	100.00

This means that Lund has gained 5% in the number of normal children which is exactly the state goal. Altho the decrease in the number dangerously underweight was only 2% instead of the state goal of 5%, this record, however, does not do justice to the good work that has been done. At the time when the final examination was made nearly half the children were absent with influenza, whooping cough and chicken pox; the school had just reopened after being closed on account of these diseases and many of the children who were back in school were those who had just recovered and had not come up again to their usual standard; some of these who had previously been gaining splendidly, lost 5 to 8 pounds. The records up to March show splendid gain.

This extreme liability to colds and other infections shows low resistance; in time it is hoped that this will be overcome by proper diet and care - particularly by an increase in the use of green vegetables and milk. Mrs. David Gardner, the leader, has done a fine piece of work by faithfully doing the monthly weighing, by encouraging the children and by securing home cooperation.

It is recommended for next year: (1) that a campaign for home gardens be promoted in the community under the auspices of the Relief Society; (2) that the community make some organized effort to have medical attention given to those children who have diseased tonsils.

NUTRITION PROJECT

Preston Community

White Pine County

KEEP GROWING DEMONSTRATION
Sept. 1924 to May 1925

Total number of children examined -36

Number completing the demonstration - - - - - - - - - - - - - - - - - - -36
(Only these are included in the statistics given below)

	Sept. 1924	May, 1925
Normal (N & up to 15% above)	16.66	8.57
Slightly Underweight (1-6%)	16.66	40.00
Seriously underweight (7-9%)	27.77	11.40
Dangerously Underweight (10% & up)	38.88	40.00
Seriously Overweight (16% above & up)	-----	------
	99.97	99.97

This means that the number of normal children was decreased 8% instead of increased 5%, which has been set as a goal for the state and that the number of dangerously underweight, instead of decreasing 5%, increased 2%. This failure to reach the goal is due to two factors, (a) the recent epidemics of influenza and whooping cough, and (b) the many cases of infected tonsils.

In spite of this poor record, there have been some cases where progress has been made. This progress is largely due to the splendid leader, Mrs. Nettie Bradley, who has faithfully done the weighing each month and encouraged the children to strive for a high standard; credit is due her also for the fine achievement program with which the year's work closed and to the school for the good posters made in this project.

It is suggested for next year:- (1) That a garden campaign be promoted to insure the use of the necessary ~~two~~ vegetables every day, and (2) That a community effort be made thru some organization to bring in a doctor for those children whose tonsils need attention.

137

NUTRITION PROJECT GROUP

Baker, Cherry Creek, Goshute, Lund & Preston Community

White Pine County

Grade

Local Leader

Name	Age	Ht.	N.W.	Sep.	Oct	Nov	Dec	Jan	Feb	Mar	Apr	May	Age	Ht.	N.W.	Lbs Gain	Orig %Var	Final %Var
BAKER																		
Jordan, Bernice	7	46	49	45½	45½	49	49	49	49	48¾	47¼	48¾	7	46	49	+3¼	7.1	N
CHERRY CREEK																		
Zerga, Thelma	10	58	84	77	78	81	82	86	84	86	91	89	10	59	89	+12	-8.3	N
GOSHUTE																		
Green, Margaret	10	54	70	61	65	65	66	67		65½	70	68¾	10	54	70	+7¾	-12.3	[illegible]
LUND																		
Gardner, Cannon	13	60	90	82½	84¾	87¼	87½	91¼	93	93¾	93	99½	14	61	99	+17	-8.3	N
PRESTON																		
Petersen, Murry	7	50	58	58	60	60½	60	61	61½	60½	61½	62½	7	52	62	+4	N	N
Bernsen, Maida	13	61	102	91¼	94½	96½	97	96½	100	101	102½	102¾	13	61	102	+11½	-10.2	N

AGRICULTURAL EXTENSION
STATE SERVICE BULLETIN
COLLEGE OF AGRICULTURE AND U.S. DEPARTMENT OF AGRICULTURE
COOPERATING
EXTENSION DIVISION
UNIVERSITY OF NEVADA
SMITH-LEVER ACT
CECIL W. CREEL, DIRECTOR.
- AGRONOMY - HORTICULTURE - ANIMAL HUSBANDRY - DOMESTIC SCIENCE -
- DAIRYING - POULTRY - BEES - FARM MANAGEMENT - BOYS & GIRLS CLUBS -

UNIVERSITY OF NEVADA | 58 | RENO, NEVADA, 1925

The HOT SUPPLEMENT *to the* SCHOOL LUNCH

MARY E. STILWELL
Assistant Director

1[61]

THE HOT SUPPLEMENT TO THE SCHOOL LUNCH

THE BUSY LIFE OF A SCHOOL CHILD

Have you ever thought what a busy, hard working person the average Nevada rural school child is? Here is about what happens five days a week all winter long.

Roll out of bed at five-thirty or six o'clock. Quickly and shiveringly slip into work clothes. Help with the outdoor chores or breakfast. Wash up, hurry into school clothes. Hurry and gulp down a rather light breakfast, or perhaps the school bus suddenly appears and there is no breakfast at all. Grab up a lunch box and hurry to school, a walk or ride of from one to five miles. Study till recess. Then raid the lunch box and gobble a sandwich while a game is in progress; then more study. At noon run out to play and forget all about the food in that lunch box; or else hurriedly finish what is left in order to quickly play or study. Afternoon drags along; with that cold, half-chewed lunch still only part way down. Result, a mean lumpy feeling inside; restless; not much school work is done. By the end of the school day every one feels queer, empty and tired. Never mind, hurry home to help with the chores or help get supper. It may seem a strange thing, but that hurrying child is often too tired and empty to eat much supper. Then comes supper dishes and a bit of study. Then tumble into bed, still feeling cold and empty and all strung up. Is it any wonder that in parts of this State 72 per cent of our rural school children are underweight and many are repeating one or more years of school work, which is a serious loss to themselves and an added expense to the taxpayers.

These conditions of long hours and pretty severe work, added to the usual demands of school life, are inevitable in a pioneer life such as is found in most sections of Nevada; and we could not change all of them if we would. We are proud of our pioneer life here in Nevada and of the sterling men, women and children who together are building a unique but substantial empire. For that very reason it becomes an urgent duty to safeguard the health of Nevada children so that they, in full health and vigor, may carry on the work now going forward.

Common Sense.

Long hours of home or school work without sufficient warm nourishing food is a menace to child health. It produces severe over-fatigue from which young bodies can not entirely recover, and thereby tends to stunt both physical and mental growth.

If farmers find it worth while to heat water in winter for the dairy cows and poultry, to cook feed for their hogs, and to make coffee for themselves when forced to work out away from home all day; why is it not just as much worth while to provide something warm for our Nevada children's school lunch? Surely they are at least as important as our other live stock.

WHY A HOT SUPPLEMENT TO THE SCHOOL LUNCH

Hot soup or a hot drink served at school makes a real meal of the

cold food carried in the lunch box or dinner pail. One cold meal for one day may not mean much, but hundreds of cold meals in the course of the eight years in school may mean the difference between a poorly nourished child and a well nourished child; poor digestion and good digestion; poor health and good health; poor school work and good school work.

One hot dish served each noon means that the child will be better nourished. Better nourished he can do better school work, for what is good for the body is good for the brain. Better school training tends toward better citizenship later on. Children are like all other young livestock: no amount of good food and care in later life can make up for the lack of right food during the growing period.

The advantages of the hot school lunch, properly conducted, are many. Better health is perhaps the most important. It is a well established fact that a bowl or cup of warm food eaten with the rest of the meal greatly increases the ease and completeness of digestion. It helps preserve body temperature in cold weather, lengthens the time consumed in eating, and thereby releases high strung nerves. It also helps to rebuild bodily energy and tends to produce a sense of rest and comfort that greatly increases the ability to do good school work. Again, eating together under the veiled supervision of the teacher results in many little habits of courtesy and good breeding unconsciously developed in the mutual help all render.

Don't you think all these factors are worth concerted effort to obtain?

What the Teacher Can Do.

Any enterprising and tactful teacher can soon develop community sentiment in favor of this work. First by example—Let her, at the beginning of the school year, start bringing a pint bottle of milk to school to eat with her lunch; and the first cool days start heating it or making cocoa. This cannot but have a good effect on the teacher herself. Far too many Nevada teachers are being unjust to themselves by doing their day's work on a very light breakfast and lunch, sometimes, alas, going without one or both meals; then eating a very hearty meal at night when they are too tired to properly digest it. The habit of three sensible meals a day is one of our strongest safeguards to good health. Teaching is hard work, therefore teachers in particular should safeguard their health by three sensible meals every day.

Besides the good effect on teacher, her every day example will soon lead some of the pupils to follow her example, particularly if she occasionally shares her warm dish with a few pupils, and once or twice reheats cocoa at noon as a special treat for the whole school.

Securing Home Cooperation and a Local Leader.

In the meantime a diplomatic approach should be made to the more progressive families through home visits. Later on call a conference of a small group of parents, or appeal to the local community organization to appoint a committee to consider the question.

The Responsibilities of the Community Organization.

The initiative will frequently come from the local community organization to whom this bulletin is being distributed with an appeal to make it one of their major projects to establish a hot supplement to

the school lunch wherever one or more children have to eat their lunch at school. By 1930 we want to reach the goal of "No cold lunches for any of Nevada's school children." Every community organization should feel a solemn obligation to actively support this work.

How to Get Started.

Appoint a local leader for school lunches. Give her a small but vigorous committee. Have a conference with your teacher and school board members. Early in the fall devote one meeting of your community organization to a consideration of this problem, and work out a method of getting the work started that is simple and fitted to your local conditions.

The Agricultural Extension Division Offers Assistance.

The Agricultural Extension Division of the University of Nevada stands ready to assist any school district in the State to establish a hot supplement to the school lunch. Get in touch with your County or District Extension Agent. If your school is in a nonagricultural county where there is no extension agent, write directly to The Agricultural Extension Division, University of Nevada, Reno, Nevada, definitely stating your local conditions and what help you need. Wherever possible a member of the Extension Service will be sent to confer with your committee, present the matter before your community meeting, or actually give one or two days of practical training to your local leader, teachers, and older pupils.

HOW TO PROVIDE ONE HOT DISH

There are several methods of preparing one simple dish as a hot supplement to the school lunch that are suited to various types of schools and neighborhoods. We will describe them in the order of their simplicity and low cost, then you may choose the method best suited to your own conditions.

The Pint Jar Method.

This method of providing a hot dish for lunch is founded on the plan of having each child *and the teacher* bring from home a pint fruit jar of some food that can be easily reheated in school. About morning recess time the pint jars of food are put into a bucket of luke warm water, placed on the ordinary heating stove and thoroughly reheated. At noon each child reclaims his own jar, takes it to his seat, and eats it with the rest of the lunch, sandwiches, etc., brought from home. After lunch the empty pint jars go into their owners' lunch boxes and are taken home to be washed with the supper dishes. The next morning they are refilled with cocoa, soup, stew, or whatever the family larder contains that is suitable for reheating.

This method of solving the problem is particularly suited to the small one-room school having from six to twelve pupils. The only equipment needed is a water bucket or big lard pail, or galvanized iron bucket such as town folks use for a garbage bucket. Into this is fitted a false bottom or rack made of wooden slats nailed across each other with about three inch spaces between, then cut off to fit very snugly inside the bottom of the bucket to prevent it from floating. It is recommended that the container have a closely fitting lid to prevent steaming. This is impossible with a water bucket but is possible for the lard pail

or the galvanized iron bucket that supposed it was created to be a garbage pail but surprisingly finds itself a missionary of good health among school children. If you are using a large lard pail, purchase two wooden knobs such as are used on teakettles or saucepan covers, and screw them on the cover near the outer edge; being sure they are exactly opposite each other. Then a good strong pull with both hands will quickly remove the cover from this type of container.

If a large number of jars are to go into one container, a second wooden rack may be made, weighted with pieces of iron to prevent floating, and placed on top of the first layer of jars, then a second layer set on it. In this case it will take about a third longer to heat up the contents of the container.

In order to remove the jars from the hot water, have each child provide himself with two heavy pieces of string, each about 2 yards in length. Tie the ends of each string together making two loops. Take one loop and pass it around the neck of the jar, slipping one end inside the other and draw it tight, making what the boys call "a hitch." Do the same with other string on the opposite side of the jar. When placing the jars into the container to heat, hang the free ends of the strings over the edge of the bucket, weighting them down with big buttons, nails, etc. You now have an easy and inexpensive way of handling the hot jars. The strings may be put away in each child's desk and used repeatedly. If there is a little money in the treasury, invest in a "Duplex" canning fork (cost 35 cents) with which you can easily and quickly remove the hot jars.

The cost of equipment is about as follows:

16 qt. galvanized iron water bucket	$0.90
Or large tin lard pail	0.75
Or No. 3 galvanized garbage pail and cover	1.75
Duplex canning fork	0.35

Surely any school district or community can afford this small expense for the sake of the health, comfort, and happiness of their school children.

Preparing One Hot Dish at School.

For larger schools, or those in good financial condition, it is suggested that the one hot dish be prepared at school. When properly organized this work can be done easily and quickly and guarantees a daily supply of hot food for everyone. The planning and preparation may be made to vitalize a large part of the routine school work, and the children thoroughly enjoy the responsibility and cooperation the plan involves. The work can be organized so that groups of children take entire charge of it, prepare and serve the hot dish and clean up afterwards.

COMMUNITY COOPERATION NEEDED

Here again community cooperation is needed to "sell" the idea to the community, to secure equipment, to work out a method of financing, to enthuse and secure the cooperation of the children, and to train them in the actual work during the first week or two.

This type of school lunch should not be attempted in any school until some local organization, such as the Farm Bureau, Parent-Teachers Association, or at least a group of representative parents have met, discussed the needs of such work, and earnestly signified their

intention to actively sponsor the movement. A definite committee of three or five members should then be appointed to meet with the teacher and a group of the older pupils to consider—

1. The type of lunch needed.
2. The equipment needed.
3. The amount of money needed.
4. Means of raising money and a committee for the same.
5. Method of presenting the plan to school.
6. Whether the work shall be done by groups or a school lunch club; or in a large town school, with the assistance of home economic teacher or some hired help.
7. The time the school lunch shall start.
8. Securing supplies.
9. Securing one or more local leaders who will *actively* support the work, and will help train the children during the first week or two, and supervise the finances.
10. A system of accounting and reporting the same.

THE EQUIPMENT NEEDED

Even for the two- or four-room school only very simple equipment is needed. Elaborate equipment is a nuisance, and even a menace to success, rather than an advantage.

The following list is ample for a two- to four-room school:

A two or three burner oil stove	$15.00 to	$24.00
(A cone burner is recommended to save time)		
A 2 to 5 gallon oil can	.75 to	1.75
1 soup kettle, 8 quarts, with cover, No. 8	1.50	
1 saucepan, 4 quarts, with cover, No. 4	.90	
1 saucepan, 1 quart, with cover, No. 2	.60	
1 galvanized iron water pail, 16 quart	.50 to	.75
1 quart measure, tin, graduated	.20	
½ pint measuring cup, glass or aluminum	.25 to	.50
1 very long handled stirring spoon (metal or wooden)	.30 to	.45
2 tablespoons	.10 to	.20
2 teaspoons	.10 to	.20
2 parring knives	.40 to	.70
1 butcher knife	.75 to	1.50
1 kitchen fork	.10 to	.20
1 large egg beater	.85	
1 potato masher	.20	
1 medium reinforced sieve, 5½ inch	.35 to	.50
1 small colander, granite	.90	
½ pint soup ladle or dipper, retinned	.30	
2 asbestos mats with handles	.50	
1 can opener	.20 to	.50
1 large salt shaker, tin	.20 to	.35
1 vegetable brush	.05 to	.10
1 scrubbing brush	.15 to	.35
2 dish pans, 16 inch	2.50	
1 soap shaker	.15	
1 large lard pail (No. 75) or		
1 No. 3 galvanized iron garbage pail with cover	1.75	
2 dish cloths or dish mops	.20	
6 dish towels (flour sacks donated from homes)		
1 towel rack (may be home made)	.50	
1 bread board (may be home made)	.50	
Total	$29.70	

Working and Serving Space—30x50 inches; a table, drygoods box or planks across saw horses; a hinged shelf will sometimes save space in a small schoolroom.

Storage Space—At least 18x24x42 inches with shelves inside. Shelves may be put along the wall or a packing box fitted with shelves inside. The lower part of a table may be boxed in and shelves added. An excellent table and supply cupboard may be made from a large-sized packing box with shelves inside for supplies and equipment. Doors across the front will keep out dust and mice.

Supply Containers—Fruit jars, coffee cans, and lard pails. These may be made very attractive if all are painted the same color and labeled with the name of the contents.

Individual Equipment—Each child should have a cup with handle, a saucer or plate, a spoon and a fork. These are best donated from home, but may be purchased out of the general fund if there is plenty of money. In the latter case tin wear is entirely adequate.

Additional Equipment—The second or third year when the work is well established, add—

An oven, 1 burner, perfection	$3.50 to $5.75
1 homemade fireless cooker (made out of a lard or candy pail)	1.00
1 double boiler, 8 quarts	4.00
1 saucepan, 6 quarts, with cover	1.25
1 homemade iceless refrigerator	1.00
2 serving trays, 20 inch	1.50
2 baking pans (iron) to fit oven	.50
4 serving platters or plates	2.00
1 enameled pitcher, 4 quarts	1.50
Total	$18.75

FINANCING THE WORK

The principal food supplies may be secured in one of three ways:

1. The children may take turns at bringing the supplies from home, i. e., three children may each buy a quart of milk, another the cocoa, another the sugar, the combined ingredients being made into cocoa. The next day other children may bring milk, potatoes, and onions for a potato soup. These supply lists should be made out at least two days in advance to allow busy ranch mothers an opportunity to secure the needed materials; or the supply lists may be made out and distributed each Friday afternoon for the entire week following. In any case, a spirit of school pride should be built up so that each child takes a real pleasure in promptly supplying the school lunch material. Finally, as a safeguard against a possible lapse of memory, a small supply of canned vegetables and powdered milk should be kept at school to meet such an emergency.

2. The children may bring 25 cents to the teacher each Monday morning to pay for the five lunches of the week. One simple hot dish can usually be financed for 5 cents a day per pupil. In some neighborhoods, where there is always a little ready money, this plan works very well. The supplies are then purchased by the local leader, or teacher and a committee of the older pupils. In isolated districts supplies of canned vegetables, cocoa, sugar, etc., often have to be shipped in in wholesale lots. In that case give a dance to raise funds for the first

shipment of supplies, then let the 25 cents a week per pupil accumulate to pay for the next order.

There is only one serious objection to this method of financing. Occasionally it creates friction with the one or two families of the district who do not as yet see the necessity for a hot supplement to the school lunch and refuse to bear their part of the expense. Their children must therefore be deprived of the needed food and bear the caustic remarks of their schoolmates, or be fed at the expense of the rest of the group, with the ensuing sense of injustice. However, in some districts where there is unanimous support of the work, this plan of paying for supplies has been entirely successful.

3. A much more popular method of financing the work is to give occasional school entertainments, suppers or dances, and so acquire a fund for nearly all supplies. Two to four entertainments a year will usually furnish ample funds. Equipment for the larger schools may be financed in the same way. In order to appeal to the public good will, the idea of a hot supplement to the school lunch should be prominently featured; by posters in advertising the forthcoming event, and by demonstrations, tableaus, short plays, songs, etc., at the entertainment.

The amount of money needed can easily be estimated by allowing 25 cents per pupil per week with 10 per cent added for general supplies, such as salt, soap, kerosene, etc.

General Supplies.

As previously stated a small supply of canned vegetables, such as corn, peas, tomato, powdered milk, sugar, salt, soap, kerosene, matches, and paper napkins must be kept on hand and should be paid for from the general fund.

Sometimes the expense is considerably reduced by one or more public spirited citizens volunteering to permanently supply certain home produced supplies, as milk, potatoes and other vegetables. Our Nevada folks are really generous hearted, and particularly interested in our school children. Such volunteer donations do a greater good than just to save money. They keep public interest alive and personal support active.

Keeping Accounts.

A full accounting of all funds received and expended should be made at least twice a year to the local organization sponsoring the work and to the school board. A simple school notebook may be used to keep an accurate record of all money received or expended. The older boys or girls will find this account keeping an excellent practical application of their school arithmetic. But however well they do it, it will always need the close, though often veiled, supervision of the project leader or the teacher.

WHO DOES THE WORK

The fear of extra work, falling particularly on the already busy teacher, often keeps communities from attempting to have a hot supplement for the school lunch. This is a groundless fear as, properly organized, the school lunch can be carried on as a community enterprise in which the children gladly do the actual work. It is truly interesting work and may be made an attractive motive for much of the school work rather than an extra burden on the teacher.

There are two main methods of carrying on the simple work of preparation, serving and cleaning up.

1. *Everybody Helps Through Committee Work*—The work may be organized on a cooperative basis. Each Friday a committee of older and younger pupils is selected by the school, the local leader, or the teacher. Three to five pupils are usually enough for a one- or two-room school. A captain should be selected to have full charge of the work. Plans of work should be very simply worked out and written down. Menus for the week are worked out, supplies estimated and arrangements made to secure them by donations from the homes or by purchase, and strict account kept of all material received and money expended. The day's work for each child for each day is assigned and carefully noted down in writing. Any special problems are then discussed and decided upon.

After the work is well started this committee meeting should start by a three minute report by the chairman of the present week's committee. Then plans for next week are then taken up. The whole conference should not take more than 15 minutes. It is best held after school Friday afternoon.

2. *The School Lunch Club*—A second plan of carrying on this work is to form six or more pupils into a school lunch club under the rules and regulations laid down for this project by the Agricultural Extension Division of the University of Nevada.

This club will take over full responsibility for the hot dish served and other phases of the school lunch; with the aid of the local leader and the community organization committee devise plans for raising funds, plan menus, secure supplies, apportion the work among its members, and keep financial accounts. Besides this, it will do publicity work in the school and community for better food habits particularly in regard to school lunch. This is done by putting on demonstrations before the school or at community meetings, showing how to prepare and pack a school lunch box, also demonstrations and exhibits of proper breakfasts for school children. Posters on food for school children should also be made and displayed.

A school lunch club *must have a local leader other than the teacher*, must hold a regular club meeting at least once in two weeks at which its lunch work is planned, and in other ways conform to the general regulations governing other club work. In a very small or a very large school the school lunch club is an excellent way of supplying a hot supplement for the school lunch. For further details in regard to organizing a school lunch club apply to your extension department, or the Agricultural Extension Service, University of Nevada, Reno, Nevada.

It is well to divide the school lunch club into two or more teams and let each team in turn prepare the hot dish for a week at a time.

Boys as well as girls should share in this work. Boys are surprisingly interested and proficient if the right approach is made. It should be a matter of school pride to have excellent school lunches. An occasional invited guest (such as a school board member) is a great incentive toward good craftsmanship.

After the first week the teacher should do very little, if any, of the work and even her supervision should become more and more veiled.

The children will develop surprising ability if given full responsibility and held strictly accountable for the quality of food, quiet preparation, scrupulous cleanliness and order, and accuracy in financial accounting.

SUGGESTIONS REGARDING DAILY WORK

The responsibility for securing good team work should be increasingly placed on the shoulders of the team captain. Pride is sometimes aroused by daily grading each team in quickness, quietness, quality of product, cleanliness, order, accuracy of accounting; then offering a prize at the end of the month or the year for team doing the best work. Each day's work should be closely inspected before the committee is dismissed, and each Friday all cupboards, supplies, etc. should be inspected and the committee dismissed only when everything is in perfect order. A high standard of work should be maintained from the very first.

After the first week the work should be done in about the following schedule:

Two-thirds of the morning recess is devoted to preparation (vegetables cleaned and put on to cook, cocoa-sugar mixture cooked, other ingredients measured out and covered up).

Five to ten minutes of each committee member's time scattered throughout the last half of the morning is used in occasional work (putting milk on to heat, stirring soup mixture, etc.)

The first ten minutes of noon recess should be used by the children for washing hands and otherwise preparing to eat, while the committee makes final preparations.

During this time the committee should make final preparations to serve.

Ten to fifteen minutes should be devoted to eating lunch, and all children encouraged to stay in their seats during this time. Hurried eating is very bad for digestion, nerves and manners.

Cleaning up takes fifteen minutes, which leaves the committee fifteen to twenty minutes for outdoor play after all work is done.

Serving.

The hot dish should be served cafeteria style. The pupils should form in an orderly line along one side of the room. The cups, bowls, or plates, spoons or forks, and paper napkins placed in orderly array under the supervision of one member of the team. Each child helps himself to the utensils needed, then passes on to the vessel containing the hot food and is served by another member of the team. This hot dish may be left on the stove or placed on the serving table as most convenient. Each pupil then returns to his own desk, unwraps his box lunch and places the contents in orderly fashion on his desk, then eats his lunch.

A paper napkin or newspaper spread over the desk prevents soiling the desk and improves the appearance of the room.

Great emphasis should be placed on an orderly, good mannered, leisurely lunch period. Enjoyable conversation should be encouraged, but all rough disorder should be rigidly suppressed. The influence of the local leader and the teacher can have a marked effect on conduct during lunch hour.

Cleaning Up.

After the lunch is eaten, each child should carry his dishes to the serving table and stack them in neat order—cups, spoons, etc. in separate piles; empty all scraps of food into the garbage bucket; place all paper in the waste basket; clean the top of his desk if necessary; and clean up the floor around his desk. One member of the team should supervise this work.

Dish Washing.

Plenty of hot water is needed for clean dishes. Heat it on top of the heating stove or on the oil stove.

Place the dishes in neat order at the right of the work table, then the dish pan, then the drain pan, then a clean space for dry dishes. One member of the team washes dishes, one wipes, and one cleans up the stove, etc., and puts away supplies, clean dishes, etc. Then the garbage pail, waste paper basket, and dishwater must be emptied, the towels washed or taken home, and the floor swept up gently so as not to raise unnecessary dust.

Daily Inspection.

After all the work is done, the captain of the team should report to the teacher asking her to inspect the work, and if it is found to be satisfactory dismiss the team.

Each team should take great pride in its work and try to do it so well that it will be promptly dismissed by the teacher. However if the work is not up to standard the team should willingly make the corrections as quickly as possible and ask for a second inspection.

A FEW HINTS REGARDING THE SCHOOL LUNCH

Good Team Work.

1. For every member of a team to do his or her full share of work, or even a bit more, should be a matter of personal and school pride.
2. This is *your* work; do your best for the sake of your team and your own standing. After the first few lessons the teacher and local leader are not supposed to work, so don't you let them. Just use them to secure advice and suggestions, to taste the hot dish just before it is served, and to inspect the work when it is completed.
3. The hot supplement to the school lunch is one of the greatest community services, so let's be proud of our work and do it well.
4. A whole school full of hungry children are anxiously waiting for lunch time, so let's try to have everything ready exactly on time.
5. New foods are a part of an American education. A well mannered person shows his courtesy and gratitude by eating the food that is prepared with only words of praise, but never words of unkind criticism.
6. Good sportsmanship means doing the work assigned in the best possible way and with the best of good nature.
7. Hands and tongues seldom work rapidly at the same time, so let's talk only when it's necessary to seek advice or ask for help.
8. The local leader and the teacher are spending many hours helping to make this work a success. Let's show our appreciation by carrying out their suggestions with willing hands and smiling faces.
9. Clean hands are absolutely necessary when preparing or eating food.

Records and Accounts.

A very simple system of keeping records and accounts is given below, based on the donation plan of securing supplies. Such reports are of great value in keeping track of work done, supplies obtained and the cost. A supply of these two blanks for use in your school may be secured from your Extension Agent or the Agricultural Extension Division, University of Nevada, Reno, Nevada.

Distributing the Cost.

If supplies are brought from home, make out a list of the children and give each a number. Mix the families up so all the supplies for one day won't come from the same family. Then start at the head of the list and request about an equal value of supplies from each child in turn. When the list is exhausted start over. In this way each bears his fair share of the expense. If a child knows his parents do not have the material requested he may confer with the teacher and arrange for a substitute, i. e., powdered milk instead of milk, or with her permission exchange with some other child.

The team captain or teacher should hand a slip to each child at least two days before the material is needed and remind him again the night before. It will soon be a matter of school pride always to bring supplies on time.

RECORD BLANK No. 1

SUMMARY OF WEEK'S WORK

Date—Week of October 14-18, 1925

TEAM MEMBERS AND THEIR DUTIES

June Smith, Captain—Order supplies, keep accounts, cook special dish, wash dishes, inspect entire room, and report to teacher.

John Perkins, Cook—Prepare cocoa and soups, help serve, wipe dishes.

Edna Jones, Housekeeper—Take care of supplies, prepare serving table, serve, clean up cupboard, stove, table, floor, wash towels at school or at home.

RECORD BLANK No. 2

MENU AND SUPPLY LIST

The following is a suggested menu and supply list:

Date	*Menu*	*Supplies*	*Donated by*	*Value (local prices)*
Mon. Sept. 11	Cocoa	2 qts. milk	Frank Stewart (1)	$0.16
		1 c. cocoa	Sarah Long (2)	.15
		½ lb. sugar	Joe Goodwin (3)	.05
Tues. Sept. 12	Potato soup	8 potatoes, 2 onions	Joe Goodwin (3)	.10
		2 qts. milk	Edna Jones (4)	.16
		¼ lb. butter	Nettie Carlson (5)	.15
Wed. Sept. 13	Cocoa	2 qts. milk	John Perkins (6)	.16
Thurs. Sept. 14	Tomato soup	1 can tomatoes	Earl Main (7)	.15
		1 can tomatoes	Mary Long (8)	.15
		2 qts. milk	Sam Brown (9)	.16
		¼ lb. butter	Jane Smith (10)	.15

RECORD BLANK No. 2—*Continued.*

Fri. Sept. 15	Rice pudding	1½ c. rice, 1 c. sugar	Frank Stewart (1)	.12
		2 qts. milk	Sarah Long (2)	.16
		1 qt. milk, 2½ tbsp. cinnamon	Joe Goodwin (3)	.16
		1 c. raisins, 1 lemon	Edna Jones (4)	.15

Supplies Purchased—

1 bottle vanilla	$0.35
Matches	.10
Total	$0.45

Value of food donated	$2.15
Cost of food purchased	.45
Total value	$2.60
Number pupils meals were prepared for	12
Cost per person per meal	4.3c

JUNE SMITH, *Captain.*

MONTHLY REPORTS

	Captain	*Material donated*	*Material purchased*	*Total cost*	*Cost per pupil meal*
Sept. 7–11	Edna Jones	$2.65	$0.30	$2.95	4.9c
Sept. 14–18	June Smith	2.15	.45	2.60	4.3c
Sept. 21–25	John Perkins	2.60	.30	2.90	4.8c
Sept. 28–Oct. 2	Sara Long	2.65	.35	3.00	5.0c
Monthly totals		$10.05	$1.40	$11.45	4.7c

ANNUAL REPORTS

An annual final report based on the above monthly reports should be made and presented to the school board and the community organization by the local leader or teacher (preferably the former), the last week of school.

THE BOX LUNCH FROM HOME

Through exhibits and demonstrations, every effort should be made to gradually improve the box lunch brought from home. A good box lunch should contain a substantial sandwich with a filling such as meat, minced eggs, salad mixture, peanut butter, cheese; a sweet sandwich (jelly or jam), cookies or a piece of rather plain cake, or a piece of fruit or cup custard or other simple dessert.

A lard pail or tin box with air holes in the top makes the best kind of a lunch box. Good collapsible lunch boxes may be purchased, but they are not washable.

Each article of food should be wrapped separately in paraffin paper or plain white paper napkins to preserve the flavor. Line the box with the same material. Place the things to be eaten first, sandwiches, etc., in the top of the lunch box, as a child usually starts eating the first thing he sees in the box. If the dessert is on top the appetite is spoiled for the more substantial, nourishing foods.

Place a neatly folded paper napkin on the top of the food to add attractive appearance and for use during eating.

Each evening the lunch box should be well washed and scalded and left to air all night.

MENU VARIATION

To be successful school lunch menus *must be varied.* The surest way to kill a school lunch project is to serve cocoa or any other one dish every day.

When first established serve cocoa three days a week, a vegetable-milk soup the other two days. After one or two weeks add a creamed vegetable one day a week. After a month start serving a special dish once in two weeks. Encourage variations as the training and ability increase.

SUGGESTIVE MENUS FOR A MONTH

	Monday	*Tuesday*	*Wednesday*	*Thursday*	*Friday*
1st week	Cocoa	Cocoa	Corn soup	Cocoa	Cocoa
2d week	Cocoa	Pea soup	Cocoa	Tomato soup	Cocoa
3d week	Cocoa	Potato soup	Cocoa	Carrot soup	Special dish—Rice pudding
4th week	Pea soup	Cocoa	Corn soup	Cocoa	Special dish—Stewed tomatoes

RECIPES

The following recipes will serve from 12 to 15 pupils.
All measurements are to be taken level.

Preparing the Hot Supplement for Lunch in a Rural School.

BEVERAGES

In cold weather a hot beverage is a nourishing and comforting food. Either of the following may be used.

Cocoa (Serves Twelve)

½ cup cocoa
⅔ cup sugar
2 tbsp. flour
¼ tsp. salt
3 cups boiling water
2 quarts milk
¼ teaspoon vanilla

Mix well the cocoa, sugar, flour and salt. Add boiling water and boil from 2 to 5 minutes. This cooks the starch and cocoa and gives it a more pleasing texture. Add the hot milk and set on an asbestos mat or over hot water until ready to serve. Add vanilla just before serving.

Stir well. This may be prepared before school and reheated in time to serve. If a scum forms on top, beat with egg beater.

Hot Milk

3 quarts milk
¼ tsp. salt
2 tbsp. butter
Few grains pepper

Heat the milk in a double boiler or over an asbestos mat. When hot add salt and butter, beat with a big egg beater, add a few grains of pepper. The taste is not unlike oyster stew and children much prefer it to plain hot milk.

Warm Weather Drinks

On warm days in fall and spring, serve cool milk four days a week. On the fifth day serve a special dish as a treat—lemonade, eggnog, milk shake, junket or custard dessert. Make it an ironclad rule that special-treat dish will be served only to those who completely consume

Cooperation from the Home Economics Department in a County High School. An opportunity for large quantity cookery.

their milk on all other days. This is very important in the spring when so many school children stop eating three sensible meals, rapidly lose weight and are most susceptible to infectious cold. See Special Recipes for these special beverages and desserts.

CREAMED SOUPS

Creamed soups are a very popular school lunch dish. They are made with about equal quantities of cooked vegetables (mashed or strained) and thin white sauce made of milk, flour and fat. They are seasoned usually with onion, salt and pepper. Both the vegetable and the white sauce should be very hot when combined. Add the vegetables to the white sauce, season and serve at once. Carrots, peas, celery, spinach, tomatoes, cabbage and potatoes all make excellent cream soups.

Corn Soup

2 cans or 1 quart corn
1 quart boiling water
1 quart milk
1 slice onion
4 tbsp. butter
½ cup flour
2 tsp. salt
Few grains pepper

Chop the corn, add water and simmer twenty minutes. Don't let it burn. If you wish rub through a sieve. Scald milk with onion, remove onion. Make a thin white sauce of milk, butter and flour; boil two minutes; add corn to white sauce. Season with salt and pepper. Serve very hot.

Potato Soup

1½ quarts sliced or diced potatoes
1 quart boiling water
1 tbsp. salt
2 quarts milk
½ onion, sliced
4 tbsp. butter
½ cup flour
2 tsp. salt
½ tsp. celery salt
¼ tsp. pepper
Few grains cayenne
2 tsp. minced parsley or celery leaves, fresh or dried

Cook potatoes in the boiling salted water; when soft drain off about half the water; then there should be 6 cups of potatoes. Scald milk with onion, remove onion; make white sauce of milk, flour and butter; boil two minutes, add potatoes, season with salt and pepper and sprinkle with parsley or celery leaves. Serve very hot.

Cream of Tomato Soup

1 quart puree of tomatoes, or
2 quarts canned tomatoes
2 quarts milk
2 or 3 whole cloves
¼ tsp. pepper
2 slices onion
6 tbsp. butter
¾ cup flour
2 tsp. salt

Scald milk with onion and cloves; remove onion and cloves; make a white sauce of the flour, butter and milk; boil two minutes. Cook tomatoes fifteen minutes; mash or rub through a sieve; reheat. Just before serving pour the tomatoes into the white sauce, season and serve immediately.

For clear tomato soup, substitute 1½ quarts water for the 2 quarts milk.

CREAMED VEGETABLES

Creamed vegetables are another school lunch dish that children like. A creamed vegetable should be served about once a week.

Carrots, peas, celery, onions, spinach, turnips and cabbage are all excellent served this way. Many pleasing combinations of two or more vegetables may be worked out, as carrots and peas.

One and one-half times as much vegetables as medium white sauce will give about the right proportions. If too thick, thin with a very little milk or water. If too thin cook longer or thicken with a little flour mixed with cold water.

Always serve creamed vegetables very hot.

Creamed Vegetables

This recipe may be used for peas, carrots, turnips, cabbage, etc. Fresh, canned or dried vegetables may be used.

1½ quarts diced, sliced or canned vegetables
1 quart milk
¼ tsp. pepper
6 tbsp. butter
½ cup flour
2 tsp. salt

Wash, pare and dice or slice the vegetables. Cook until tender in boiling salted water. Except in the case of cabbage and onions, do not drain off this water as it contains valuable mineral matter. Use only a small amount and allow most of it to evaporate, then put it with the vegetables into the white sauce. Make a white sauce of butter, flour, milk, salt and pepper, and add the vegetables to it. Stir gently. Reheat over asbestos mat. Serve very hot.

Fresh carrots, cabbage, turnips and canned peas are excellent served in this way. In using cabbage, cut the head in small pieces suitable for serving. Remove hard and inferior parts. Cook in boiling salted water until barely tender, about 10 to 15 minutes. Drain. Add to white sauce.

In using canned vegetables, empty the vegetables from the can into a sieve or colander. Rinse with a little cold water and let stand in the open air for one-half to one hour to remove the metallic taste.

A little minced onion (1 teaspoon) fried in the butter of the white sauce will also improve the flavor of canned vegetables.

Dried Vegetables

When using dried vegetables, place about one-half quantity called for in recipe. Place in a granite pan. Barely cover with cold water and let soak for 1 to 2 hours (peas and beans may be soaked over night). Place over fire and bring slowly to boiling point. Cook as you would fresh vegetables.

Powdered Milk

Whenever possible use fresh milk; there is no substitute that will equal it. However, in some parts of Nevada it is impossible to obtain a sufficient supply of fresh milk at certain times of the year. Then powdered milk makes an excellent substitute. It may be purchased in one pound cans and is easily made into fluid milk by adding 3 or 4 parts of water to 1 part powdered milk. The resulting liquid tastes and looks like fresh milk and has nearly all the food value.

To make a quart of milk, put 1 cup powdered milk in bowl, add 3 cups cold water, beat or stir till dissolved.

Peas and Carrots Creamed

2 cans peas
6 carrots (medium)
1 quart milk
½ cup flour
¼ tsp. pepper
2 tsp. salt
6 tbsp. butter

Drain the peas and rinse with cold water. Let stand in the air one-half hour. Wash, scrape and dice the carrots. Cook in a small amount of boiling salted water till tender, allowing the water to nearly evaporate. Make white sauce of the milk, butter and flour. Add peas and carrots and the little carrot water that remains. Reheat, stirring constantly. Season and serve very hot.

Making White Sauce for Cream Soups and Creamed Vegetables

NOTE: There are two ways of combining butter, flour and milk in cream soup and creamed vegetables dishes.

First Method—Melt butter, add flour and cook about 1 minute, stirring constantly; gradually add hot milk, stirring to prevent lumps. Let boil from 2 to 5 minutes, stirring constantly.

Second Method—Mix flour with part of the cold milk or cold water

till mixture is thin enough to pour easily. Be sure there are no lumps. Add this mixture gradually to hot milk. Boil 2 to 5 minutes, stirring to prevent lumps or scorching. Add butter. If sauce is too thick thin with a very little milk or water.

Have both vegetables and white sauce very hot before combining them. Always add the vegetables to the white sauce. Season, serve very hot as soon as possbile.

SPECIAL DISHES

Special dishes do much to vary the monotony of life, bring joy to children's hearts and develop initiative and resourcefulness. They should not be attempted the first time a team serves their week at preparing the hot dish, but after that, should be served about once in two weeks. It adds to the general interest and gayety of school life if "treat day" is kept a real surprise, so that no one but the team doing the work knows just when the eventful day is coming, or what is to be served. No one special dish should be served more frequently than once in two months. Variety is the spice of school lunch as well as other phases of life.

Corn Chowder

2 cans corn	2 slices onion	6 tbsp. butter
2 quarts potatoes cut in slices	2 quarts scalded milk	2 tsp. salt
3 in. cube of fat salt pork	16 common crackers	⅛ tsp. pepper

Cut pork into small pieces and try out; add onion and cook five minutes, stirring often that onion may not burn. Strain fat into a stewpan. Parboil potatoes five minutes in boiling water to cover; drain and add potatoes to fat; then add 2 cups boiling water; cook until potatoes are soft, add corn and milk, then heat to boiling point. Season with salt and pepper; add butter, and crackers split and soaked in enough milk to moisten. Serve very hot.

Minced clams may be substituted for corn to make clam chowder.

Rice and Tomatoes

1¼ cups rice	½ chopped onion
2 quarts boiling water	1 tsp. salt
2 cups tomatoes	¼ tsp. pepper
3 tbsp. butter	

Wash rice and remove all foreign matter. Add rice to boiling salted water. Keep water boiling till rice is tender. Drain the water from the rice and shake well until kernels are well separated. Meanwhile prepare the tomato sauce by heating all the ingredients together for fifteen minutes to cook the onion. Add to the rice. Serve hot. Three cups macaroni may be used instead of the rice.

Stewed Tomatoes

2 cans tomatoes	¼ tsp. pepper
1 tsp. salt	4 tbsp. butter or bacon fat
2 tbsp. sugar	2 cups bread crumbs, or
1 small onion	6 thick slices of bread broken into small pieces

Mince onion; brown slightly in the fat; add tomatoes and salt. Bring to boiling point; cook on asbestos mat on slow fire for one hour. Add sugar, pepper, and bread crumbs. Serve very hot on toast, bread, crackers, or by itself.

Creamed Eggs

10 eggs	¼ tsp. pepper	4 tbsp. flour
1 tsp. salt	4 tbsp. butter	1 quart milk

Put eggs in a pan and cover with boiling water; let stand where they will not quite boil for 40 minutes (for instance on top of heating stove), when eggs are firmly cooked, cool, peel and slice.

Make a white sauce of butter, flour, milk, salt and pepper. Add sliced eggs and reheat in a double boiler or over an asbestos mat. Stir with a fork to keep eggs from being mashed. Serve on crackers, or toast, or by itself.

Creamed Meat

4 cups baked or boiled meat, chopped, ground or thinly sliced at home	4 tbsp. fat
1 quart milk	6 tbsp. flour
	2 tsp. salt
⅛ tsp. pepper	

Make a white sauce of milk, fat, flour, salt and pepper; add minced chopped or sliced meat. Reheat in a double boiler or over an asbestos mat till it begins to bubble. Serve on bread or crackers or by itself.

Gravy may be used instead of milk, and the flour cut down as needed.

Rice Pudding

2 to 3 quarts milk	1 tsp. vanilla
1 cup sugar	2 tsp. salt
1½ cup rice	½ tsp. cinnamon or nutmeg
Grated rind of ½ lemon or	1 cup seedless raisins

Wash rice thoroughly and add to boiling milk. Bring again to a boil then place in a double boiler or over an asbestos mat over a low fire. Cook until rice is tender, about 2½ hours. Add sugar, salt, flavoring and raisins, and cook 5 to 10 minutes, stirring with a fork. Serve hot with milk or cream.

Junket Pudding (Good for spring days)

2 quarts milk	2 Junket tablets
4 tbsp. sugar	¼ cup tepid water
1½ tsp. vanilla	

Heat milk till barely luke warm; add sugar and vanilla. Retest milk, by placing a drop on the wrist, to see that it is *just* luke warm. Add junket, stir thoroughly for 3 seconds. Pour into cups and leave in a warm place to set. When firm place in a cool spot till served. Serve with caramel sauce or a teaspoon of bright red jelly.

Caramel Sauce

2 cups sugar	2 cups boiling water

Place sugar in saucepan or frying pan; heat slowly, stirring constantly until the sugar is melted to a very light brown color. Be careful it does not scorch. Add boiling water very gradually at first and stir over the fire till all lumps are dissolved. Boil till syrup-like. Set aside to cool.

If fire is too hot while melting sugar, use an asbestos mat.

Cocoa Cornstarch Pudding

1½ quarts milk	½ cup sugar	1½ tsp. vanilla
6 tbsp. cornstarch	¼ tsp. salt	½ cup cocoa

Scald the milk in a large kettle. Mix sugar, cocoa, cornstarch and salt together in small kettle or saucepan and add to scalded milk, while stirring constantly. Stir constantly till it reaches the boiling

point. Place in double boiler or over hot water and cook one hour. Remove from fire, add vanilla and stir thoroughly. Turn into molds to cool or serve hot. Serve with milk or cream.

Lemonade

Good for warm spring days as a special treat and an inducement to eat a sensible lunch first. No lunch, no lemonade, should be the rule.

8 lemons, or	1 cup sugar
1 cup juice	2½ quarts water

Ice if obtainable

Squeeze lemons; strain juice; add sugar, water and a good sized piece of ice. Let stand in a smooth graniteware dish or glass pitcher one-half hour before serving. The rind of one lemon, grated very lightly and allowed to soak in the lemon juice before straining, improves the flavor.

Milk Shake

2½ quarts milk		1½ tsp. vanilla
¾ cup sugar	¼ tsp. salt	⅛ tsp. nutmeg

Keep the milk as cool as possible till just before serving. Place in large bowl or pan; add sugar, vanilla, nutmeg and salt; beat very vigorously with an egg beater. Serve at once.

Egg Nog

6 eggs	½ cup sugar	¼ tsp. salt
2 quarts milk	1 tsp. vanilla	A little nutmeg

Beat eggs well; add sugar, salt, vanilla and cool milk. Mix well. Sprinkle with a little nutmeg. Serve cold.

An Assortment of Lunch Boxes.

ENDORSEMENTS OF HOT LUNCHES FOR SCHOOLS

PHYSICAL HEALTH AND MENTAL PROGRESS

For several years I have been receiving directly and indirectly reports of the results on the physical condition and on the progress in school of children who have been furnished at noon some additional supply of hot soup or other hot supplement to the lunch brought by the children personally. The evidence submitted clearly indicates that children not only gain in weight and personal vigor, but there is a distinct gain in mental vitality which shows itself in alertness and better progress in studies.

Some very simple plans of cooperation have been used in bringing about this result. Supplies of milk, butter, vegetables, etc. being furnished from the homes through a definite plan of organization so that, with little burden on the individual homes, the children have been given this hot food supplement. I believe that all children who have to eat cold lunches are very much benefited physically and educationally by this plan for hot lunches.

Cordially yours,

W. J. HUNTING,
Superintendent of Public Instruction.

DEPARTMENT OF EDUCATION,
CARSON CITY, NEVADA.

COOPERATION NEEDED FOR THIS WORK

The bulletin on "The Hot Supplement to the School Lunch" will be welcomed by the teachers and others in the State who are taking the responsibility in this work. In many of the communities where the children come long distances there is a real need for the serving of a hot dish along with the cold lunch brought from home. The teachers are willing to assume this extra task, but in cases where they have not had training along this line they do not know how to handle it. I shall urge the home economics teachers over the State to assist the rural teachers in this work through group conferences, demonstrations, etc., showing them how the lunch can be handled with very little work and how it may be an educational project as well.

In some of the larger schools where home economics teachers are employed, the serving of a hot dish becomes a comparatively simple matter. Every teacher wants opportunities for large quantity cookery. This is one of those opportunities. It also affords a chance for a girl to handle a problem alone. With a given amount of money to be spent for this purpose for the week, a girl will find a real problem in working out a variety of dishes suitable for this purpose at a minimum cost, that require a minimum amount of time for preparation and which yield the desired food value. Other students are often willing to assist in various ways. However, the return in increased energy and alertness on the part of the pupils is worth the effort it may require to serve such a supplementary dish. The school lunch is one of our real responsibilities and it is a thing from which the whole school will reap a benefit as well as finding in it an interest and an

opportunity for service. I believe it is the duty of the homes, parent-teacher organizations, women's clubs, farm bureaus, etc. to support and promote this piece of work in communities where it is needed.

LUELLA M. FOSTER,
State Supervisor Home Economics Education.

SCHOOL LUNCH A STATE-WIDE PROGRAM

"Why have a hot supplement to the school lunch?" is a question often asked.

First—Every child has a right to a sound body and mind. Improper feeding may not show bad results at once any more than a house built on a poor foundation may fall at once, but it will not stand as great stress and strain as one built on a good foundation.

Second—Feed a child properly and you have helped to make a useful citizen.

The school of Home Economics at the University of Nevada aims to develop the ability in the student to select proper food and to form good food habits.

A special course dealing with the hot supplement to the school lunch is required of all Normal School students. All young women who are planning to teach Home Economics are urged to initiate the hot school lunch in their school and to assist the rural teacher in every way possible.

We believe in this movement.

SARAH L. LEWIS,
Head of School of Home Economics, University of Nevada.

EASY, PRACTICAL AND NECESSARY

The hot lunch in the rural school—one hot dish—seems to me so desirable and so easily possible that I wonder it is not a general practice.

It would make sociability and good manners at luncheon-time likely, and all need these. It means more time, more deliberation, better mastication, and better digestion. It would be a valuable educational project for the older children, probably for all, selecting what the hot dish ought to be and deciding how it should be prepared, keeping the record, and computing the cost for the school and for the individual. It would give the older children real responsibility which is always a difficult thing to do at school. It would surely result in better balanced meals at school and probably at home. Greater fitness for the afternoon work would be secured.

I am sure there would be no difficulty in any school about introducing the hot school lunch that could not be readily overcome by the parents and teacher if they should see the need. The parents and teacher would be drawn together by such cooperation.

Very cordially yours,

JOHN W. HALL,
Dean, School of Education, University of Nevada.

BUSY, GROWING CHILDREN NEED A HOT LUNCH

I heartily indorse the plan for stimulating interest among rural schools in the problem of the hot lunch. The parents, children and teachers will take to the idea if they can only be made to see its need and value.

I have seen rural schools where the children walk from one to three miles or ride from one to five miles and eat a cold lunch at noon during the winter months.

The success of this plan will depend largely upon the reaction of the teachers. The bulletin you are planning to send out will do much good.

You may quote me as favoring this plan in every way for the health and welfare of the children.

Sincerely,

CHAUNCEY W. SMITH,
Deputy State Superintendent, Ely, Nevada.

THE PLAN WORKS

In regards to the hot lunches served at the Colony School, will say that the children gained in weight and did enjoy them so much. I believe that their school work was, on the average, much better for having the warm soup.

They each took turns in bringing some one thing and the girls with the aid of the teachers made the soup.

Sincerely,

LOTTIE B. ARENTZ,
School Board Director, Colony School, Smith Valley, Lyon County.

WHAT A MOTHER AND A GOOD FARM BUREAU MEMBER SAYS

The question of my opinion of hot school lunches can only be answered in one way. I heartily endorse it. When we tried it in our school, the Brown's School, Washoe Valley, Washoe County, the improvement in my three children was wonderful.

The difference in the way they ate supper was very noticeable. Before they had the hot lunch, they all, soon after they came home from school, would go to the pantry and eat some cold left-over; then when the nice hot evening meal was ready, they only minced. The hot lunch stopped the piecing before supper and resulted in a hearty meal. Their monthly report cards showed improvement too.

Yours very truly,

MRS. J. S. LYONS,
Steamboat, Washoe County.

Poultry

UNIVERSITY OF NEVADA

Agricultural Extension Division

Cecil W. Creel

Director.

Annual Report

of

Specialist in Poultry

for

1925

by

V. E. Scott

1. State Extension Organization as Relates to Poultry.

One part-time poultry specialist. The professor of Dairying in the College of Agriculture devotes half time to college work and half time to Extension work. The Extension work is divided between dairying and poultry. Usually both subjects are handled together, but during 1925 the poultry work has been stressed.

2. Changes in the Relation to other Projects.

There have been no changes in the relation to other projects. The Vetinerary Control Service handles all poultry disease problems. No experimental work is done in poultry. The Specialist maintains a private flock for the purpose of demonstrating new projects before they are introduced throughout the State.

3. 1925 Program of Work.

a. Chief Problems.

Poultry work in Nevada is roughly divided into three classes:
(1) Professional poultrymen keeping from 1200 to 3000 hens.
(2) Poultry farmers, farmers who plan to secure a considerable part of their incomes from poultry but who also raise hay and grain, and have other livestock, especially dairy cows. The number of hens in this group varies from 200 to 800.

(3) Farm flocks, flocks of from 25 to 100, usually mixed, and supplying eggs and meat for the farm table, especially during haying and harvesting.

The largest amount of extension work has been with group (2). There is a gradual change in these groups. The farm flock often becomes large enough to be a cash asset, and extension methods are then followed more closely. A few of group (2) graduate into group (1) and become so proficient that they do not need continued assistance. Up to the present time it has seemed best to follow projects that were intended to increase production, hence the following projects have been adopted.

Bred-to-lay flocks,
Poultry Housing,
Feeding and Culling,
Egg Grading,
Accredited Flocks.

b. Ultimate Goals and Goals for the year 1925.

Ultimate Goal:
(1) All Breeding flocks in the State to be accredited.
(2) All fowls kept for egg production to be from bred-to-lay stock.
(3) Adequate housing facilities for all farm poultry.
(4) A definite system of feeding and culling for all flocks maintained primarily for egg production.

(5) A systematic effort to market meat fowls throughout the year, thus avoiding congestion at holiday season.

Goal for 1925:
(1) 7 accredited flocks.
(2) Lists of recommended hatcheries to be distributed by each agent, 27 bred-to-lay flocks established.
(3) 28 poultry houses built or remodelled.
(4) 60 cooperators in feeding and culling project.
(5) 5 poultry clubs.
(6) 1 poultry show, 1 school.

c. Subject Matter.

(1) A plan for accrediting any flock fulfilling the necessary requirements has been established. These requirements are: culling for type and production, supervised by a reliable agent; assurance that the males heading the flock are from trapnested hens with records above 200 eggs; evidence that the proper number of males are used to insure fertility. Application for accreditation is made through the County Agent and the certificate is issued by the State Extension Office.

(2) A list of accredited and recommended hatcheries is compiled each year. Copies of the list are sent out by the county agents. When poultrymen have had success with chicks from any hatchery, they are advised to continue buying from that hatchery. An attempt is made each year to check up on the vigor of chicks and pullets received and the time they began to lay.

(3) Poultry house plans are distributed to those who are in need of them. The county agents, through daily contact with farmers, learn where new poultry houses are needed, send literature, and discuss plans with the farmer with the object in view of finally constructing a new poultry house.

(4) A few poultrymen sign up each year for a definite feeding and culling project. The cooperator agrees to keep a record of the number of hens on hand, the number of eggs produced, deaths, and additions. The County Agent agrees to tabulate results each month, assist the cooperator in culling and advise on feeding.

(5) In the sections where meat fowls are grown, an agent keeps in touch with California markets and advises with farmers concerning the disposal of the fowls.

In all of these projects the message is put over by means of personal talks with the cooperator. Occasionally instruction is given through public demonstrations and lectures but the individual never really knows what is taught until he works at the project himself.

d. Extension agencies that have contributed to the poultry program.

(1) County Agents. Poultry Extension work is a part of the County Agent's program. All demonstrations are arranged by the Agent. He distributes literature and makes his office a clearing house for poultry problems.

(2) Home Demonstration Agents. These agents are all qualified to do poultry Extension work, and like to do it, but they are so crowded with other work that much of the poultry work is being turned over to the agricultural agents. In Elko County and in White Pine and Lincoln counties the poultry Extension work is still carried on by the Home Demonstration agents. In all parts of the State these agents are very cordial in their support.

(3) The Boys' and Girls' club agent is Assistant Director of Agricultural Extension and in that capacity assists a great deal in keeping the work to the front.

(4) Other agencies. Mr. L. J. Graham, a specialist in egg grading, was sent into the State by the Bureau of Economics. Mr. Graham demonstrated U. S. grades of eggs and through his initial efforts these grades were established in Nevada.

3. Results:

(1) Accredited flocks. This project is practically dead. For two years there have been no applications for accreditation. Evidently those who received accreditation received little hlep from it, for there is even a higher standard set up by our breeders than ever before. This project should either be changed to include examination for Bacillary White Diarrhea or be dropped.

(2) Practically all of the poultrymen in groups (1) and (2) and a large number in (3) are buying bred-to-lay chicks. It is still necessary to publish the accredited lists for the assistance of those who are starting and for those who were dissatisfied before.

(3) 21 poultry houses have been tuilt or remodelled on plans suggested by the Extension Division. The house being adopted is the semi-monitor type.

(4) Feeding and culling. A report of this project is attached. 52 cooperators started the project and 48 completed. The start was so late that a complete year's report cannot be given, and due to the changes in flocks each year, no attempt will be made to make a twelve months report on each flock. The next year will begin with November 1925.

(5) Turkeys were marketed in Fallon beginning in October, irrespective of the holiday seasons, and a much better price was obtained.

(6) Three poultry schools and one poultry show were given during the year. These were so well attended that an attempt will be made to make them permanent.

(7) The egg grading started by Mr. Graham of the Department of Economics has begun to claim considerable attention. A ruling has been made by the Commissioner of Foods and Drugs establishing grades similar to those advised by the Bureau of Economics.

f. Outlook.

We have now reached the point in egg production where we must begin to look for an outside market. Up to this time poultrymen have had the advantage of freight rates and of an unsatisfied demand for fresh eggs. More attention must now be placed on marketing. It will probably be advisable to omit Project 1 for a year or two and put more time on egg grading and marketing. Just at this stage of development, there are more eggs produced for about three months in the spring than are consumed. During the rest of the year local markets need all that there are. Packers assure us that if there were enough hens to produce a surplus of a carload in two days there would be no trouble in disposing of them, but it is more difficult to dispose of smaller amounts at a profit.

STATISTICAL SUMMARY

Dairy and Poultry

Meetings addressed by specialist	- 35,	Attendance	1235
Demonstrations " "	- 39,	"	393
Conferences " "	- 6,	"	12
General Conferences attended	- 2,	"	50
Farm visits			225
Creamery visits			7

Days in Dairy field work - - 45
Days in Poultry field work - 92
Days in Office - - - - - - - 30
Days in Travel - - - - - - - 25
Days in Conferences - - - - 8
Days in Leave of Absence - - 14
Days in College and Farm - 126

Total Days - 340

Number of cow testing associations	- 1	Number of cows	200
Number of cow testing circles - - -	1	" "	80
Number of herds on official test	- 2	" "	38

Total number of cows on test - - - - - - - - - - - - - - -	318
Number of cows purchased with help of extension men	65
Number of bulls placed " " " "	30
Number of silos constructed	2
Number of miles traveled by specialist by rail	11128
Number of miles traveled by specialist by auto	4045

ANNUAL REPORT OF THE DEMONSTRATION FARMS

POULTRY FEEDING AND CULLING PROJECT

With the exception of six farms, this report does not include a full year. The project started in November, but it was not possible to get the majority of the farms lined up for records until February and March. Hence, this report is not complete.

A poultry record year begins with November, since pullets usually begin laying fairly well during that month. Flocks are made up ready for winter, old hens not intended to be kept over the winter have been sold, and the hens intended for laying have been fed for some time on a winter laying feed.

WASHOE COUNTY

No. of flocks	No. of months	Average no. of hens	Total Eggs	Eggs per hen.	Percent production on a year's basis.	% for actual time reported.
6	12	2709.1	483112	178.3	48.8	48.8
3	11	1012.8	154150	152.2	41.7	45.4
7	10	2089.6	287081	137.3	37.6	45.1
16 TOTALS		5811.5	924343	159.0	43.8	

LYON COUNTY

1	9	38.6	5675	147.0	40.2	54.4
1	7	68.9	6189	89.8	24.6	42.7
3	6	279.1	27799	99.6	27.2	55.0
1	5	254.2	16672	65.5	17.7	43.0
6 TOTALS		640.8	56335	87.9	24.0	

CHURCHILL COUNTY

8	8	2066.2	269905	130.6	35.7	53.3

PERSHING COUNTY

4	9	503.4	53010	105.3	28.8	38.6
1	8	94.0	13165	140.0	38.3	57.6
2	6	373.3	26155	70.0	19.1	36.6
7 TOTALS		970.7	92330	95.1	26.0	

HUMBOLDT COUNTY

4	8	174.9	22568	129.0	35.3	53.0
3	7	720.2	79495	110.3	32.9	52.0
7 TOTALS		895.1	102062	114.0	31.2	

LINCOLN AND WHITE PINE COUNTIES

No. of flocks	No. of months	Average no. of hens	Total Eggs	Eggs per hen	% production on a year's basis	% for actual time reported
2	9	50.8	6461	127.1	34.8	46.5
1	6	54.0	3703	68.5	18.7	37.7
1	5	292.0	25458	87.1	24.1	55.8
4 TOTALS		396.8	35622	89.7	24.5	

TOTAL FOR STATE:

48	10781.1	1480598	137.3	37.6

Note: The total for counties and for the state is made up of flocks reporting 5 months and over. For reports on the flocks reporting less than this number of months see the individual flock reports, which are given by counties.

PERCENTAGE REPORTS BY COUNTIES AND MONTHS

County	Month											
	Nov.	Dec.	Jan.	Feb.	Mar.	Apr.	May	June	July	Aug.	Sep.	Oc
Washoe	26.3	33.8	44.8	53.5	58.7	53.3	58.6	54.6	41.9	45.5	38.6	22.
Lyon				51.7	50.6	59.6	53.0	46.7	38.0	45.0	39.9	1[illegible]
Churchill				0000	62.2	68.0	61.2	59.0	55.1	53.6	38.6	34.
Pershing				45.0	57.7	59.3	54.2	48.3	33.8	33.8	34.9	28.
Humboldt				31.0	51.2	63.0	62.2	52.3	51.6	58.7	44.4	19.
Lincoln & White Pine				55.0	67.7	65.6	58.3	54.6	52.8	45.0		
TOTALS	26.3	33.8	44.8	49.8	60.6	60.6	58.3	54.3	46.1	45.8	38.0	29.

PERSHING COUNTY POULTRY COOPERATORS

Report by Flocks

The year's record began with January. In many cases this was the first month in which any eggs were obtained but in those flocks where careful methods were followed, eggs had been obtained thru November and December. It is unfortunate that we cannot include these months in the report, but this year is only a start and we hope to have a complete year, November 1925 to October 31, 1926.

Report by Flocks
(cont'd)

Flock No.	No. months reported	Average number of chens	Total Eggs	Eggs per hen	Percent during time reported
1	4	72.0	4317	60.0	50.0
2	4	103.0	5111	49.0	40.8
3	10	103.9	6275	60.4	20.3
4	Irregular	No summary made			
5	"	"			
6	5	63.6	4017	63.1	40.2
7	3	55.3	1715	31.0	34.8
8	6	133.3	6741	50.5	28.0
9	10	126.3	17865	140.9	46.9
10	10	65.1	7678	117.0	39.0
11	8	94.0	13165	140.0	58.3
12	10	219.7	32213	146.5	48.8
13	6	240.0	19414	80.8	44.8
	6.9	1276.2	117821	92.3	44.5

HUMBOLDT AND LANDER COUNTIES

Report by Flocks

1	8	21.7	3190	147.0	61.2
2	7	619.3	67585	109.0	51.6
3	8	16.6	1785	106.9	44.5
4(A)	8½	59.1	7618	128.8	50.3
4(B)	8½	77.5	9975	128.7	50.2
5	4	900.0	61597	68.4	57.0
6	7	58.2	8124	139.5	67.3
10	7	42.7	3786	88.6	42.1
22	4	101.0	6970	69.0	57.5
		1896.1	170630	90.0	

LINCOLN AND WHITE PINE COUNTIES

Mrs. Geo. Baker	9	21.7	3859	126.2	46.7
Mrs. D. Gardner	9	20.4	2622	128.5	47.3
Mrs. Mary Wright	6	54.0	3703	68.5	38.0
Dan Nicholas	5	292.0	25458	87.1	24.1
Mrs. H. Kirkeby, Feb., Mar., Apr.		60.0	4014	66.9	75.1
September and Oct.		70.0	1655	23.6	38.6
Mrs. R. T. Swallow		49.3	2713	55.0	61.8
T O T A L S		567.4	44004	77.7	

Other cooperators' Records were irregular and so they could not be averaged.

CHURCHILL COUNTY

Flock No.	No. months reported	Average number of hens	Total Eggs	Eggs per hen	Percent during time reported
1	8	335	46510	131.0	53.9
2 (Old)	7	192.3	19510	101.4	47.6
2 (Pullets)	8	462.2	65135	140.9	58.0
3	4	434.2	34115	78.5	64.3
4 (Pen 1)	8	218.0	26307	120.6	49.6
4 (Pen 2)	8	153.0	17639	115.2	47.4
4 (Pen 3)	8	147.0	20739	141.0	58.0
5	8	334.5	45935	137.3	46.8
6	8	224.2	28130	125.4	56.5
7	3	202.0	11108	55.0	59.7
8	3	430.0	11297	26.2	28.4
T O T A L S		3132.4	326425	104.2	

Numbers 5, 6, 9, and 10 turned in 1926 pullet reports beginning with September. These will be totalled next August when their year is completed. They will give an excellent test on early hatched and early developed chicks.

LYON COUNTY

3	5	254.2	16672	65.5	43.6
5	7	68.9	6189	89.8	42.7
6	6	55.4	5498	99.2	55.1
7	6	122.1	12329	100.9	56.0
8	6	101.6	9972	98.1	54.5
9	9	38.6	5675	147.0	54.4
T O T A L S		640.8	56335	87.9	

The highest yearly production was obtained by Mrs. E. F. Johnson, Verdi, Washoe County. The average of this flock for the year was 202 eggs per hen. This flock was also highest in November and December, 1924, the average for November being 58%, and for December 63.5%. In January, Mr. and Mrs. Kinsley, Washoe County, had the high flock which produced 66.1%. Frank Lapori, Franktown, had the high flock in February, with a production of 80.7%. H. Rose, Reno was second with 77.1%. In March, Mrs. Hilma Kirkeby, Shoshone, White Pine County, won first with 83.5%. A. Jahn, Lovelock, and Frank Lapori, Franktown, tied for second place with a production of 76.4%. Frank Lapori again had the high flock in April. Production 78.6%. Mrs. Kirkeby was a close second, 77.3%. Another name comes up in May. Mrs. J. S. Lyons, Steamboat, Washoe County, won first with 85.3%. Her flock was culled three times during the year. In June, No. 1, Humboldt County, had the high flock with a production of 70.9%. Mr. Hansen, Reno, had 70.3%. Lee Hogerton, Washoe, won the highest honors in July with a production of 71.0%. In August, J. B. Rose, Washoe, had the high flock with a production of 66.8%. In September, first place went to C. O. Shepard, Fallon. His flock produced 57.6% and No. 1, Humboldt County had a close second with 56.1%. No. 9, Lyon County, was third with 55% production. The last month of the year was won by Mr. Hansen, No. 21, Reno, with a production of 48%. This record was beaten by three Churchill County flocks (all 1925 pullets). These pullets are just starting

a year and so they were not competing with the flocks that had run a whole year. However, their production was so good that they are well worth reporting. They were: C. E. Glazier, Fallon, 66.4%; Mrs. J. P. Baker, Fallon, 59.0%; Mrs. J. L. Graham, 52.5%.

The ten-thousand, seven-hundred and eighty-one (10,781) made a gross income of $43,184.05, an income of $4.00 per hen. The cost of feed has been about $2.00 per hen considering all parts of the state. Considering that the most of these reports were turned in for not more than three-fourths of the year, the income is very good indeed. Perhaps a year from now we may have a full year's report on 50 flocks.

V. E. Scott
Poultry Specialist

Cooperative Extension Work in Agriculture and
Home Economics, University of Nevada Extension
Division and U. S. Department of Agriculture,
Cooperating.

PROJECT I. ACCREDITED POULTRY FLOCKS.

I. NAME OF PROJECT: Accredited Poultry Flocks.

II. LEADER: Arranged in each county.

III. LOCATION: County.

IV. DATE EFFECTIVE: January 1, 1924.

V. OBJECT: To untimately have all breeding flocks eligible for accreditation.

VI. HISTORY: The average production of poultry in Nevada varies in different localities from 60 to 90 eggs per hen per year, according to the 1920 census, while some communities have an average of 120 eggs per hen according to local counts. Persons who have secured bred to lay stock are getting from 140 to 180 eggs per hen per year, and some individual hens are doing much better than this. We believe that by encouraging accredited flocks, the general average will be increased through the purchase of eggs, baby chicks, and breeding stock.

Many farm flocks are mixtures of all sizes and breeds, making a very inefficient type of stock for the production of either eggs or meat.

Eighty percent of the farms in Nevada report the keeping of poultry. Many of them are dependent partly or wholly on a financial income from this source.

We believe that the establishing of accredited flocks in each community will stimulate a greater interest in good poultry.

VII. GOAL: _____ Accredited flocks in each county.

VIII. PROCEDURE:

When	What	Who	Completed
January. February March	An outline of the accredited flock plan will be given to each person desiring a copy, at farm center meetings or on application at office	County Agent	
January	Accredited flock plan will be compiled and copies prepared for distribution.	Specialist	Done

When	What	Who	Completed
	Accredited Poultry Flocks		
	As a result of the large number of baby chicks and hatching eggs purchased each year in the State of Nevada, it seems advisable for the Agricultural Extension Service to encourage a system of accredited poultry flocks. At present there are over one hundred thousand baby chicks shipped into the state each year from outside sources. The accredited flock plan, when followed by a large enough number of breeders, will make it possible for hatcheries to locate in Nevada and secure eggs from local flocks, shortening the shipping distances and assuring prompt delivery.		
	Each accredited flock will be listed with the county agents, so that any person wishing to secure eggs for hatching can secure the address by applying to the local Farm Bureau office.		Done
	The accredited flock plan is intended to encourage the raising of standard bred-to-lay poultry, and to assist persons who raise this type of poultry in the distribution of eggs and chicks.		
	Any person interested in the plan should see the county agent and secure an application blank.		
	There will be no charge for this service.		
	Rules		
	1. The hens must be of one standard breed.		
	2. The hens must be mated with males that have directly descended from trap-nested hens producing 200 or more eggs in their pullet year.		
	3. The male must be of the same variety, breed and class as the hens, and must be an individual that would not disqualify for utility purposes in the show ring.		
	4. Not more than 12 hens of the American or English classes and not more than 15 hens of the Mediterranean class shall be mated with one male.		
Fall or Spring	A statement will be secured showing that the flock has been culled carefully through the year and is mated to qualified cockerels.	County Agent	
Fall	A list of accredited flocks in each county will be mailed to the State Specialist	County Agent	
Fall	A list of accredited flocks will be mailed to all the county agents	Specialist	

When	What	Who	Accomplished
Fall	A poultry exhibit will be held at fairs at which time special emphasis will be placed on accredited flocks. Advertising matter will be placed on these exhibits and every effort will be made to give accredited flocks publicity.	County Agent Fair board Committee	

This project is hereby authorized and agreed upon.

Date _____

_____ Project Committeeman

_____ County Agent

_____ Assistant Director

_____ President of Farm Bureau

_____ Poultry Specialist

1924

Name _____

ADDRESS _____

CITY _____

COUNTY _____

I am interested in the accredited flock plan for the production of hatching eggs. Would you please call and inspect my flock?

If eggs must be sent to the railroad by stage give distance,

Miles_____

Breed and variety of poultry_____

Number of hens in flock one year or older_____

Number of pullets in flock_____

Where did you get your males_____

_____

What are the pedigrees of your males?

Trap nest egg record of DAM (pullet year)_____

Trap nest record of GRAND DAM (on side of sire)_____

Will you mate special breeding pens or use entire flock_____

_____

Number of hens mated with each male_____

Remarks:-

Will you have eggs for sale_____ PRICE PER SETTING of 13_____

Will you have baby chicks for sale_____ PRICE EACH_____

...ture and
Home Economics, University of Nevada Extension
Division and U. S. Department of Agriculture
Cooperating.

PROJECT II - BRED TO LAY FLOCKS.

I. NAME OF PROJECT: Bred to lay Flocks.

II. LEADER

III. LOCATION County

IV. DATE EFFECTIVE: Jan. 1. 1924.

V. OBJECT To increase the number of bred-to-lay flocks.

VI. HISTORY The average production of poultry in Nevada varies in different communities from 60 to 90 eggs per hen per year, according to the 1920 census, while some communities have an average of 120 eggs per hen per year according to local counts. Persons who have secured bred to lay stock are getting from 140 to 180 eggs per hen per year, and some individual hens are doing much better. We believe that by encouraging the purchase of bred-to-lay chicks the average production of all Nevada communities will be increased.

Many farm flocks are mixtures of all sizes and breeds, making a very inefficient flock for either egg or meat production.

Eighty percent of the farms in Nevada report the keeping of poultry. Many of them are dependent on poultry for a part or all of their income.

VII. GOAL: To establish bred-to-lay flocks on _____ farms where mixed flocks are now maintained.

VIII. PROCEDURE:

When	What	Who	Completed
November	Secure price lists from accredited hatcheries in Nevada and California	Specialist	done
November	Advise Specialist how many price lists are needed in each county.	County Agent	
December	Price lists will be mailed to Agents	Specialist	Done
December and January	Price lists mailed to poultrymen, Publicity will be given in local papers that such information is available.	County Agent	
January	At extension conference, agents will arrange with Specialist for talks on bred-to-lay chicks in centers where interested.	County Agent	

When	What		Completed
March April May	Check the number of chicks shipped in by cooperators and others, securing the information from cooperators, express co. post-office and breeders. Check the breeder as well as the buyer.	County Agent	
June	Make summary of shipments	County Agent Specialist	
Sept.	Secure following information from buyers: Quality of pullets; When started to lay; Did pullets moult? Was shipment satisfactory?	County Agent	

This project is hereby authorized and agreed upon.

Date _____

_____
Project Committeeman

_____

_____
County Agent

_____

_____
Assistant Director

_____

_____
President of Farm Bureau

_____

_____
Specialist

Cooperative Extension Work in Agriculture and Home Economics, University of Nevada Extension Division and U. S. Department of Agriculture Cooperating.

PROJECT III - POULTRY HOUSES.
Construction and Remodeling.

I NAME OF PROJECT: Poultry Houses.

II LEADER:

III LOCATION: County.

IV DATE EFFECTIVE: January 1, 1924.

V OBJECT: To improve housing conditions thereby increasing egg production.

VI HISTORY: The average production of poultry in Nevada varies in different communities from 60 to 90 eggs per hen per year, according to the 1920 census, while some communities have an average of 120 eggs per hen per year according to local counts. Persons, who are getting high egg production, practice good methods and have well ventilated, draught free, and well lighted houses.

Poultry is kept on the majority of Nevada farms as well as in many urban back yards.

Better housing conditions would undoubtedly have a marked effect on stimulating production. accordingly the remodeling and construction of well planned poultry houses is an essential part of any poultry program.

VII GOAL: Construction of _____ poultry houses in each county.
Remodeling of _____ poultry houses in each county.

VIII PROCEDURE:

When	What	Who	Completed
Throughout the year	Efforts will be made in each farm bureau center to rebuild or construct new poultry houses.	County Agent Specialist	
March	An estimate will be made on the cost of material for a 'University' type poultry house.	Washoe County Agent & Specialist	
March	An improved set of plans giving more details will be made	Engineering Specialist	

When	What	Who	Completed
March	Names and addresses of persons wanting to build university type poultry houses will be secured and each supplied with a plan and estimate of cost.	County Agent	
After projects are located.	Assist in locating site. Arrange for building demonstration, possibly arrange for a group to help one day.	County Agent	
At least one week before demonstration	Supply list of needed material.	Specialist	
As above	Secure material and prepare site. Secure one good carpenter to oversee the work.	Cooperator	
As above	Advertise demonstration	County Agent	
As above	Keep complete cost record and report same to county agent.	Cooperator	
When houses are constructed	Arrange for a field tour to inspect houses. A talk by the cooperator.	County Agent Cooperator	

This Project is hereby authorized and agreed upon.

Date _____

_____
Project Committeeman

_____
County Agent

_____
Assistant Director

_____
Farm Bureau President

_____
Poultry Specialist

Cooperative Extension Work in Agriculture and Home Economics, University of Nevada Extension Division and U. S. Department of Agriculture Cooperating.

PROJECT IV - POULTRY CULLING AND FEEDING.

I. NAME OF PROJECT: Poultry culling and feeding.

II. LEADER:

III. LOCATION: County

IV. DATE: January 1, 1924.

V. OBJECT: To demonstrate on a few flocks proper feeding and culling throughout the year.

VI. HISTORY: The average production of poultry in Nevada varies in different communities from 60 to 90 eggs per hen per year, according to the 1920 census.

Some communities have an average production of 120 eggs per hen per year, according to local counts and estimates. Some flocks have averaged as high as 185 eggs per hen per year. In these flocks, systematic culling has been followed and a balanced ration has been fed.

If all of the 135,000 hens in the state were inspected, and all of the culls gotten rid of and the remainder fed properly, the average of the State would be much higher.

It is thought that by locating five or more demonstration flocks in each county where culling is systematically practiced and proper feeding is practiced, more farmers will be encouraged to do the same.

VII. GOAL: To practice culling and feeding proper rations on 5 farms.

VIII. PROCEDURE:

When	What	Who	Completed
February	Arrange a definite number of meetings throughout the year, to be devoted to discussion of feeding.	County Agent	
At Meetings	Discuss formulation of balanced rations, interpretation of tags on feed stuff; methods of feeding, amounts per hen.	Commercial Specialists and Extension Specialist	
April and May	Locate five flocks where owners will practice culling and feeding of balanced rations, and keep a record of egg production and cost of feed	County Agent	
Each Month	Egg records will be reported to the county agent who will send them to the specialist. The specialist will report back for the whole state.	Cooperator County Agent Specialist	

When		Who	Completed
Throughout year	Keep record of results	Cooperator	
Throughout year	Give local publicity	County Agent	
See Schedule	Give assistance in culling and advice in feeding	Specialist	

This project is hereby authorized and agreed upon.

Date _____

_____ Project Committeeman

_____ County Agent

_____ Assistant Director

_____ President of Farm Bureau

_____ Poultry Specialist.

Dairying

UNIVERSITY OF NEVADA

Agricultural Extension Division

Cecil W. Creel

Director.

Annual Report

of

Specialist in Dairying

for

1925

by

V. E. Scott.

1. Changes in Organization:

No changes. One part time Specialist, time divided between College of Agriculture and Extension Division. Extension time divided between dairying and poultry.

2. Changes in the Relation of Extension Work to Other Allied Projects:

The dairy specialist is professor of dairying in the College of Agriculture as before. During the past year the Experiment Station has employed Mr. B. F. Headley in the department of farm development, who is now carrying on dairy feeding experiments and obtaining records on dairy farms of actual labor and feed costs.

3. 1925 Program of Work:

a. The chief problems in Dairying in Nevada are:

To decrease the cost of producing milk and butterfat through
(1) Purchase of a few good cows,
(2) Use of good bulls,
(3) Elimination of poor producing cows and diseased cows,
(4) Better feeding and management,
(5) Better buildings and care

To investigate and assist, if feasible, in starting new dairy enterprises, such as,
(1) Cheese factories,
(2) Ice cream factories,
(3) Creameries,
(4) Condenseries.

Nevada is still in the pioneering stage of dairying. Only one valley, Carson Valley, manufactures all its dairy produce within its own borders. The dairymen in other parts of the State ship their cream either to other places in Nevada or to California points, the local creameries finding it hard to compete with these outside creameries.

In purchasing cows, attention has been paid to quality rather than quantity. The lesser dairy sections were encouraged to secure their additional dairy stock from those sections in the State where there is a surplus. Still it has been necessary to purchase some stock from outside.

In those localities in the State where breeding herds are established, Washoe County and Churchill County in particular, the breeders have become strong enough to make most of their own sales, the extension men merely cooperating in the selection of animals. The general tendency, however, for many farmers to continue using scrub sires, makes the "Better Dairy Sire" project a continual necessity.

The elemination of poor producing cows by means of herd records is the principal means of lowering the cost of producing milk and fat. This project makes all the other dairy projects possible.

Like all the places where alfalfa is grown, the tendency in Nevada is to feed hay only. Very good production is obtained on this single feed, and where grass pasture is available in the summer, it is quite possible that no other feed is necessary for moderate producing cows, but for higher producers and for those sections having no pasture, additional feeds seem to be needed, hence the extension work on silos, pastures, and grain feeding.

The majority of the dairy cows in Nevada have very poor shelter either in winter or summer. While no set campaign is made by the Extension Division for this work, all the county agents and dairy extension men promote the idea of better shelter whenever the opportunity offers.

Each year some community desires to start a cheesefactory, condensery, or creamery. It becomes the duty of the county agent and dairy specialist to investigate and in many cases advise against such operations. Until a community has sufficient cows to support a local industry, they are advised to ship their products, thereby avoiding the the disheartening failures that have occurred in some places.

b. Ultimate Goals and State Goals for the Year.

Ultimate Goal:
(1) 47,000 dairy cows in Nevada in 1930,
(2) 100% registered dairy sires,
(3) A cow testing association in every dairy community,
(4) Sufficient buildings and silos to house and feed 47,000 dairy cows,
(5) A tuberculosis free state.

Goals for 1925:
(1) To increase the number of cows by purchase, 300 in Pershing, White Pine, Lincoln, and Lyon counties.
(2) To make a registered bull survey and place 17 bulls in Churchill, Washoe, Lincoln, Clark, and Pershing counties.
(3) To reorganize one cow testing association and organize two. To organize 3 testing circles.
(4) To construct 3 silos.
(5) Promotion work in cheese manufacturing.

c. Methods of teaching subject matter.

Subject matter is taught by personal contact, tours, demonstrations, news items, lectures.

To emphasize the importance of herd records, the attention of dairymen is drawn to local herds that have been benefited by keeping records, records being kept over a term of years. The results obtained in nearby States are referred to also, for some people are reached more easily by reference to accomplishments away from home, home things being too much of an every day affair.

To sell the idea of better sires, the same plans are resorted to. At least one dairy paper is found in most American speaking homes. Hence the extension ideas are not entirely new.

d. Extension agencies contributing toward the successoof dairy projects:

(1) County Agents. All dairy work is promoted through the efforts of the county agents. The agents arrange for meetings, tours, demonstrations, and drives, and after the project is started, they attend to the follow-up work.

(2) Home Demonstration Agents. These agents do not promote dairy projects directly, but indirectly render great assistance by their work on nutrition and by their assistance in social affairs.

(3) U. S. Department of Agriculture Specialists. Mr. L. E. Cline, Agriculturist for the Newlands Irrigation Project, does practically all the dairy specialist work in Churchill County. The farmers depend on him for advice in purchasing, feeding, and management of their herds.

(4) Boys' and Girls' Club Agents. The Boys' and Girls' State Club Leader, who was also Assistant Director of Agricultural Extension, helped principally through organization of clubs. Through him the county agents were made to feel their responsibility for completion of club projects.

(5) Other cooperating agencies. Local breeders are active in placing purebred animals. This is not an entirely selfish undertaking, for they have given animals as prizes and have sold animals for club purposes at very low prices.

The Vetinerary Control Service, both State and Federal, look after all contageous diseases. The State has been made practically free from bovine tuberculosis through their efforts. They are always available to give talks and advise agents on extension problems.

e. Results obtained:

(1) Increase in number of cows. Goal 300, results 65. Due to lack of capital, the importations this year were cut very much below our expectations. Several herds, amounting to about 500 cows, were brought into Churchill and Lyon counties by settlers, but there were not a part of the Extension program.

(2) A registered bull survey. This project was not completed. Probably the reason for its failure was the fact that agents were crowded with other problems and let the seemingly less important ones be put off. While the survey was more or less neglected, the work of putting in more bulls, which is of more immediate importance, was pushed along nicely. A goal of seventeen animals was set at the beginning of the year and thirty animals were placed.

(3) Testing Associations and Circles. Goal three associations and three circles. Completed one association and one circle.

Mr. Cline reports that the farmers are ready to start testing any time, buthhe has been too particular about the qualifications of a tester, and accordingly the association has not been started.

Lyon County did not get under way until late in the year. Everything points to a successful testing association in 1926. Washoe County carried on a testing circle with three herds and eighty cows. This will be enlarged to about three hundred cows in 1926. In addition to the association work, official testing has been carried on in three herds with thirty-eight cows.

(4) Silos and Silage. Goal 3; completed 1. Considerable data was collected in Churchill County regarding the cost of filling and the value of silage, the total cost per ton varying between $5.00 and $7.00. It was also noted that where silage was fed, cows maintained better health.

(5) Promotion work in Cheese Manufacturing. Two demonstrations were given in localities where there is a possibility for future development of the industry. Actual construction of a factory in Metropolis was discouraged on account of the lack of milk throughout the year.

(6) Junior Extension Work. 9 clubs have been conducted, with 115 members and 120 animals involved. The animals are about equally divided between Holstein and Jersey. The Lyon County club is falling down in its payments to the caretaker, and the bull will become the property of the caretaker if payments are not continued.

(7) Other Extension work not included in projects. Assistance has been given at five fairs, four achievement day programs, and at the Junior Farm Bureau Camp.

Registration of dairy cattle. New breeders need the help of the Extension Service in registering their cattle. Often the registrations are delayed unless some reminder is given.

Visits to Dairies. When the specialist is in the vicinity of a dairy, it is often found to be a good plan to visit the dairies, even though there has been no especial call. Such visits have been made in Ely, McGill, Tonopah, Las Vegas, Caliente, Wells, Winnemucca.

Creamery Work. The creamery project was abandoned two years ago, but whenever creameries request assistance, it is given. Butter is scored and cream tests are run to check with the creamery.

Organization of clubs. A Jersey bull association was organized in Lincoln and Clark counties. There were three bulls purchased. These were excellent bulls and will be exchanged within the association. A State Jersey Cattle Club was organized at Fallon, with a membership of eighteen.

f. Outlook.

There is a feeling among the county agents that we are not pushing dairy projects enough. With this feeling prevalent, we will be able to accomplish a great deal more in 1926.

The number of dairy cows will increase both by purchase and natural increase. The accompanying table is an estimate for the increase in dairy cows up to 1930.

A recent survey by a local breeder indicates thirty-six herds in Washoe County where there is either a scrub bull or no bull. Five of these herds have been supplied and it seems as though the others could be reached during 1926. Similar surveys have not been made in other counties, but the table of dairy cattle shows that there are five other counties with as many cows as Washoe, and in all probability there are as many herds in need of registered bulls.

A good start has been made in Lyon County and Washoe County on cow testing association work. There is good reason to believe that successful associations should be organized in these two counties. Churchill County should have an association with one thousand cows. Altogether there should be about two thousand cows in associations during 1926.

There is an awakening among farmers along the lines of better feeding and care. Much of this is due to the work of the county agents, but some must be attributed to the reading of dairy papers and to the influx of dairymen from places where good feeding was practiced. However, no matter what the cause, grain is being sold to dairymen in increasing quantities, and plans are being made for the construction of seve ral new silos.

No new projects are planned, but the old ones will no doubt be pushed with greater vigor.

Table Indicating an Estimate on the Number of Dairy Cows by Counties Each Year up to 1930.

County	1925	1926	1927	1928	1929	1930
Churchill	7000	8400	10000	12000	14000	17000
Clark	1100	1400	1700	2000	2400	2900
Douglas	3500	3800	4200	4500	4800	5000
Elko	3000	3200	3400	3500	3700	3900
Eureka	200	220	250	270	300	300
Humboldt	350	430	470	500	550	600
Lander	200	220	250	300	350	400
Lincoln	650	700	770	850	900	1000
Lyon	3500	3800	4000	4500	5000	5500
Nye	500	500	550	550	600	600
Mineral	100	110	110	120	120	150
Ormsby	400	440	480	500	550	550
Pershing	800	900	950	1000	1100	1200
Washoe	4300	4700	5000	5500	6000	6000
White Pine	700	750	800	1000	1200	1400
Esmeralda	100	110	110	120	120	150
Total	26400	29680	33040	37210	41690	46650

STATISTICAL SUMMARY

Dairy and Poultry

Meetings addressed by specialist	- 35,	attendance	1235
Demonstrations " "	- 39,	"	393
Conferences " "	- 6,	"	12
General Conferences attended	- 2,	"	50
Farm visits			225
Creamery visits			7

Days in Dairy field work - - 45
Days in Poultry field work - 92
Days in Office- - - - - - - - - 30
Days in Travel- - - - - - - - - 25
Days in Conferences - - - - - 8
Days in Leave of Absence - - 14
Days in College and Farm - 126

Total Days - 340

Number of cow testing associations	- 1	Number of cows	200
Number of cow testing circles - - -	1	" "	80
Number of herds on official test - -	2	" "	38

Total number of cows on test - - - - - - - - - - - - - - - - - - 318

Number of cows purchased with help of extension men	65
Number of bulls placed " " " "	30
Number of silos constructed	2
Number of miles traveled by specialist by rail	11128
Number of miles traveled by specialist by auto	4045

3. Project Forms.

This form has not been followed and will either be changed or abandoned.

Cooperative Extension Work in Agriculture and Home Economics, University of Nevada Extension Division and U. S. Department of Agriculture, Cooperating.

I. PROJECT: Better Dairy Bulls.

II. LEADER: In Each County.

III. LOCATION: County.

IV. DATE EFFECTIVE: January 1, 1924.

V. OBJECT: To improve the Dairy Herds in Nevada by means of Better Dairy Sires.

VI. HISTORY: The improvement of dairy herds in the State of Nevada began about 14 years ago when Professor True then director of the Experiment Station began to distribute dairy bulls from the University herd. A few good bulls had been brought in before that but no systematic attempt had been made to popularize them, and since they were allowed to run out more or less the beef interests got rid of many of them.

The University has been selling about three dairy bulls each year since 1912 and during the twelve years sixteen herds of registered dairy cattle have been established each of which has sold from one to ten bulls a year. In addition to these bulls, many have been shipped in from other states.

It would almost seem as though the increase in registered dairy bulls could be left to the efforts of breeders, yet we believe that there is still a large number of dairy cows being bred to scrub bulls, and so long as there is a scrub bull in the state it is the duty of extension agents to try to replace him with registered stock.

VII. GOAL: One hundred per cent registered dairy sires in all dairy counties.

VIII. PROCEDURE:

When	What	Who	Completed
February March and April	A registered dairy sire survey. Speakers will ask for the number of cows in herds and whether they are headed by scrubs or registered sires.	County Agents Specialists	

When	What	Who	Completed
February on return from conference	Arrangements will be made with the local butter-maker to get date from farmers	County Agt.	
Feb. Mar. and April	Make a table of all patrons Get number of cows_____ Breed _____ Is bull registered_____	Local Butter-maker	
Feb. Mar and Apr. Whenever in the community.	Stop at creamery each week and inquire as to progress of bulls census Stop at creamery and inquire as to the progress of bull census	County Agent Specialist	
April 7	Put placard in banks, postoffice, county agent's office, other public places. "Is your herd sire registered?"	County Agent	
May 1-24	Intensive campaign in three counties. About a week for each.		
First day of Campaign	Analysis of territory using data obtained from creamery.	County Agent Federal Spec. State Spec.	
2nd, 3rd and 4th days	Division of territory, three or four cars each containing 1 farmer and 1 solicitor. Visit every herd that is headed by scrub bull, sign up owners of herds to buy a bull with at least 400 pound dam.	Committee-men County Agent Specialists	
5th and 6th days	Compile lists of men who want bulls	County Agt. Specialist	
April	Secure price list and pedigree of bulls available	Specialists	
6th day of campaign	Meeting of all interested in purchase of bulls with County Agent and Specialists for the purpose of going over prices and pedigrees. Purchase of bulls.	Banks and Farmers	

This project is hereby approved and agreed upon.

Date:_____ _____ County Agent

_____ _____ Committee-man.

_____ _____ Asst. Director

_____ _____ Pres. Farm Bureau

_____ _____ Specialist.

Cooperative Extension Work in Agriculture
and Home Economics, University of Nevada
Extension Division and U. S. Department
of Agriculture Cooperating.

I. PROJECT: Increase in number of cows.

II. LEADER: In each county.

III. LOCATION: County.

IV. Date Effective: January 1, 1924.

V. OBJECT: To increase the number of dairy cows in the State.

VI. HISTORY: There has been very little effort to increase the number of dairy cows in Nevada until very recent years. The county agents have proven that when an attempt was made to sign farmers up for dairy cows, the project went through fully as easily as any other farm project.

Increase has been accomplished thru three channcels: 1. Natural increase. 2. Importation by farmers already established. 3. Importation of farmers with herds. The last has been more general in Churchill County than in any other part of the State. It would be very difficult to determine from what source the greatest number had been derived. Mr. Cline estimates that a little over one-fourth of the dairy cattle now on the project are young cattle under the producing age. These can be termed natural increase.

One very satisfactory point is the fact that a high percent of the cows imported by farmers have been of a high quality.

Statistics regarding the number of dairy cows in the State are not exact. Probably the most accurate statistics are those obtained by the Veterinary Control Service in connection with tuberculosis eradication. The following table is compiled from the reports of field veterinarians:

Washoe County	3584	Churchill Co.	7730	Douglas Co.	4352
Lyon	4189	Elko	3009	Pershing.	475
Clark	1081	Humboldt	305	Lander	104
Lincoln	560	White Pine	612	Ormsby	173
Mineral	41	Story		Eureka	14

Total.....26,077

Corrected for 1926

Some of these cows may be beef animals altho an effort has been made to eliminate those beef animals not used as dual purpose animals. Undoubtedly a large number are of the dual purpose type, many suckling their calves at the same time they are being milked.

In addition to the above list there are about 500 head of cows in small places like Tuscorora, Story county, McDermit, Orovada, and other places all over the state where the veterinarians have done no testing.

Cattle have been shipped into Nevada from Eastern points both in the spring and fall. Many of those that were shipped in the spring have suffered from eye trouble, due probably to alkali dust and to the change to intense bright sunlight. On the other hand shipping in late fall subjects the cows to exposure which in some cases has terminated in death. Shipping the latter part of August has not been tried and it might be well to try this for it would eliminate part of the trouble from both of the other periods.

Cattle purchased at sales can be insured at 2% while those purchased at private sale require a premium of 3½%. When insuring, it is well to include all costs and R.R. charges so in case of injury the insurance company is the only party to deal with.

VII. GOAL: Forty Thousand Dairy Cows in the State in 1927.

VIII. PROCEDURE:

When	What	Who	Completed
Continuously	Encourage the raising of heifer calves from the best producing cows, bred to registered bulls.	County Agent Committee-men Specialists	
April May	Find out from farmers the number of cows they will want, so there will be feed enough held over or raised during the summer.	County Agent Committee-men Bankers	
April May	Begin building shelters and growing crops to feed additional cows. Urge farmers to do the above	Farmers County Agent	
April May	Make this a part of Silo and Building C Project. Furnish plans, advise on construction.	County Agent Committee-men.	
July	Get complete list of cows desired. Arrange with bank for loan or for consolidation of funds.	Committee-men County Agt. Bankers	

When	What	Who	Completed
April and July	Obtain information from places where cows are for sale as to price, quality, T.B. test, guarantees.	Specialist	
August	Select and ship cows	Committee Selected by buyers.	
	Distribute cows	County Agent Specialist	
October	Tuberculine test of cows shipped in	Veterinary Department	

This project is hereby approved and agreed upon:

Date _____ _____ County Agent

_____ _____ Committee-man

_____ _____ Asst. Director

_____ _____ President Farm Bureau.

_____ _____ Specialist.

Date changed in each county.

Cooperative Extension Work is Agriculture
and Home Economics, University of Nevada
Extension Division and U. S. Department of
Agriculture, Cooperating.

I. PROJECT: COW TESTING

II. LEADER:

III. LOCATION: COUNTY.

IV. DATE EFFECTIVE: Jan. 1, 1924.

V. OBJECT: To make Dairying more profitable by handling dairy cows with a knowledge of what each individual is producing.

VI. HISTORY: Cow testing has been practiced in Nevada since 1915. That year ten farmers were induced to keep private records checked by a representative from the extension service. The next year an association was formed in Carson Valley which was carried on for one year. In 1917 an association was organized in Churchill County and run for one year. Washoe County has had two associations, one operated by the county agent and one by a regularly employed tester. The last mentioned association started with between five and six hundred cows in 26 herds and finished the year with about 250 cows in eight herds. Lyon County has maintained a testing club one year, the farmers taking the samples and the agent testing and calculating the butterfat. This club has been reorganized for 1924. Elko County has maintained an association with a paid tester for one year and will probably continue for 1924. Last year Churchill County had a very good association organized by Mr. Cline and operated by a paid tester. About 1000 cows were tested and the association reorganized with six hundred cows.

Cow testing has been practiced in Clark County both thru private work with the extension service and with paid testers.

It seems that sufficient work has been done in the State to teach the desirability of herd records and that it will be necessary only in exceptional cases for the extension agents to do actual testing and record work. Some agents may feel that the testing which may take five or six days out of each month is in reality an excellent point of contact with farmers which may help them to put over other valuable work. Under these conditions the testing club should be continued.

In other communities there may be individuals so situated that they could carry on feed or silo demonstrations if there were a means of testing the cows. In such cases a limited number of herds will be tested by the specialist.

VII. GOAL: Three cow testing associations, one testing club, two cooperative feeding and testing demonstrations.

VIII. PROCEDURE:

When	What	Who	Compl'd.
January	Talks on results of testing	Specialist	
February	Preliminaries to organization of associations, stories in local papers, posters in banks.	County Agent Specialist	
March	Concentrated drive Completed organization	Specialist from Dairy Division County Agent State Specialist	
April	Begin testing	Cooperators Tester	
Throughout the year	Encourage cooperators, interpret results, hold testing association meetings, assist in publicity.	County Agent Specialist	

This project is hereby authorized and agreed upon,

Date _____ _____ County Agent.

_____ _____ Pres. Farm Bureau

_____ _____ Dairy Committeeman.

_____ _____ Assistant Director

_____ _____ Specialist.

Dates will be changed for 1926.